

Statistics

Form name	ECOI.NET_User_Survey
Form title	ECOI.NET Users Survey
Number of questions	24
Total number of submissions	153

1. Please indicate your profession:

☐ (Question type: Multiple-choice, select one)

Answer	Amount	Percentage	
Employee of academic institution	1	0.65 %	<div><div></div></div>
Employee of government department dealing with refugee and asylum issues	48	31.37 %	<div><div></div></div>
Employee of intergovernmental organisation (eg European Union, UN)	14	9.15 %	<div><div></div></div>
Employee of NGO dealing with refugee and asylum issues	40	26.14 %	<div><div></div></div>
Journalist	1	0.65 %	<div><div></div></div>
Lawyer or refugee counsel	33	21.57 %	<div><div></div></div>
Student	1	0.65 %	<div><div></div></div>
Other (please specify):	15	9.80 %	<div><div></div></div>
Number of respondents	153		

2. When did you first visit ecoi.net?

☐ (Question type: Multiple-choice, select one)

Answer	Amount	Percentage	
Less than 3 months ago	26	17.22 %	<div><div></div></div>
Less than one year ago	15	9.93 %	<div><div></div></div>
More than one year ago	110	72.85 %	<div><div></div></div>
Number of respondents	151		

3. How often do you use ecoi.net?

☐ (Question type: Multiple-choice, select one)

Answer	Amount	Percentage	
(Almost) daily	46	30.46 %	<div><div></div></div>
One to two times a week	45	29.80 %	<div><div></div></div>
Several times a month	40	26.49 %	<div><div></div></div>
Once a month	13	8.61 %	<div><div></div></div>
Less than monthly	7	4.64 %	<div><div></div></div>
Number of respondents	151		

4. Is it easy to identify in which country of ecoi.net you are browsing?

☐ (Question type: Multiple-choice, select one)

Answer	Amount	Percentage	
Very easy	82	54.67 %	<div><div></div></div>
Fairly easy	64	42.67 %	<div><div></div></div>
Rather difficult	4	2.67 %	<div><div></div></div>
Very difficult	0	0 %	<div><div></div></div>
Number of respondents	150		

5. Please rate your overall impression of ecoi.net:

☐ (Question type: Multiple-choice, select one)

Answer	Amount	Percentage	
Excellent	43	28.29 %	<div><div></div></div>
Good	101	66.45 %	<div><div></div></div>
Rather poor	8	5.26 %	<div><div></div></div>
Very poor	0	0 %	<div><div></div></div>
Number of respondents	152		

6. Is JavaScript enabled on your browser? (If JavaScript is not enabled you cannot select a country, run search queries or make use of the features restricted to registered users)

☐ (Question type: Multiple-choice, select one)

Answer	Amount	Percentage	
Yes	121	80.13 %	<div><div></div></div>
I do not know	27	17.88 %	<div><div></div></div>
No, I am not allowed to enable JavaScript on my browser at work	3	1.99 %	<div><div></div></div>
No, other reason (please specify):	0	0 %	<div><div></div></div>
Number of respondents	151		

7. Is it easy to access a country page?

☐ (Question type: Multiple-choice, select one)

Answer	Amount	Percentage	
Very easy	86	57.33 %	<div><div></div></div>
Fairly easy	58	38.67 %	<div><div></div></div>
Rather difficult	6	4 %	<div><div></div></div>
Very difficult	0	0 %	<div><div></div></div>
Number of respondents	150		

8. Does the structure of the country pages make it easy to quickly find the information you are looking for?

☐ (Question type: Multiple-choice, select one)

Answer	Amount	Percentage	
Very easy	43	28.86 %	<div><div></div></div>
			<div><div></div></div>

Fairly easy	81	54.36 %	<div><div></div></div>
Rather difficult	23	15.44 %	<div><div></div></div>
Very difficult	2	1.34 %	<div><div></div></div>
Number of respondents	149		

9. Which of the following features provided on each country page do you use on a regular basis?

☐ (Question type: Multiple-choice, select many)

Answer	Amount	Percentage	
New Documents (overview of all documents available for the selected country)	128	85.91 %	<div><div></div></div>
Important Documents (overview of key documents available for the selected country)	102	68.46 %	<div><div></div></div>
Country Background Information (links to country profiles by external sources)	78	52.35 %	<div><div></div></div>
Maps	41	27.52 %	<div><div></div></div>
National Laws	42	28.19 %	<div><div></div></div>
Country-specific Links (links to further country-specific sources not featured on ecoi.net)	19	12.75 %	<div><div></div></div>
Topics & Issues File (only available for 11 countries)	39	26.17 %	<div><div></div></div>
Number of respondents	149		

10. Is it easy to operate the search engine?

☐ (Question type: Multiple-choice, select one)

Answer	Amount	Percentage	
Very easy	55	37.41 %	<div><div></div></div>
Fairly easy	81	55.10 %	<div><div></div></div>
Rather difficult	9	6.12 %	<div><div></div></div>
Very difficult	2	1.36 %	<div><div></div></div>
Number of respondents	147		

11. Please rate your satisfaction level with the search results provided for your queries:

☐ (Question type: Multiple-choice, select one)

Answer	Amount	Percentage	
Excellent	19	13.10 %	<div><div></div></div>
Good	116	80 %	<div><div></div></div>
Rather poor	9	6.21 %	<div><div></div></div>
Very poor	1	0.69 %	<div><div></div></div>
Number of respondents	145		

12. Please rate your perception of the presentation of search results (clearly arranged):

☐ (Question type: Multiple-choice, select one)

--	--	--

Answer	Amount	Percentage	
Excellent	26	18.06 %	<div><div></div></div>
Good	109	75.69 %	<div><div></div></div>
Rather poor	8	5.56 %	<div><div></div></div>
Very poor	1	0.69 %	<div><div></div></div>
Number of respondents	144		

13. Which of the following search features did you already use?

☐ (Question type: Multiple-choice, select many)

Answer	Amount	Percentage	
Boolean operators (eg opposition AND journalists; girls OR women; genocide NOT Darfur)	78	59.54 %	<div><div></div></div>
Fuzzy search (eg Bakuba~; returns Bakuba but also Baquba and Baqubah)	24	18.32 %	<div><div></div></div>
Wildcard search (eg Tal?ban or homosex*)	47	35.88 %	<div><div></div></div>
Soundex search (proposes alternative sound-alike spellings of your search term; "Did you mean")	19	14.50 %	<div><div></div></div>
Phrase search (eg "organised crime")	95	72.52 %	<div><div></div></div>
Number of respondents	131		

14. Did you already access a Topics & Issues file?

☐ (Question type: Multiple-choice, select one)

Answer	Amount	Percentage	
Yes	81	53.64 %	<div><div></div></div>
No, I have not heard about Topics & Issues files and the countries they are available for	60	39.74 %	<div><div></div></div>
No, other reason (please specify):	10	6.62 %	<div><div></div></div>
Number of respondents	151		

15. Are Topics & Issues files easy to navigate?





☐ (Question type: Multiple-choice, select one)

Answer	Amount	Percentage	
Very easy	28	35 %	<div><div></div></div>
Fairly easy	50	62.50 %	<div><div></div></div>
Rather difficult	1	1.25 %	<div><div></div></div>
Very difficult	1	1.25 %	<div><div></div></div>
Number of respondents	80		

16. Is it easy to identify for which countries Topics & Issues files are available?




☐ (Question type: Multiple-choice, select one)

Answer	Amount	Percentage	
			<div><div></div></div>

Very easy	25	22.94 %	
Fairly easy	48	44.04 %	
Rather difficult	28	25.69 %	
Very difficult	8	7.34 %	
Number of respondents	109		



17. How important are the short summaries provided for most documents to select information most relevant for you?

☐ (Question type: Multiple-choice, select one)

Answer	Amount	Percentage	
Very important	82	54.30 %	
Fairly important	55	36.42 %	
Rather not important	14	9.27 %	
Not important	0	0 %	
Number of respondents	151		





18. Since October 2006 we no longer provide short summaries for several sources (eg ReliefWeb, Committee to Protect Journalists, Civil Georgia). Does this affect your research negatively?

☐ (Question type: Multiple-choice, select one)

Answer	Amount	Percentage	
Yes	47	32.87 %	
No	96	67.13 %	
Number of respondents	143		



19. Is it easy to identify the publication date, source and original title of documents featured on ecoi.net?

☐ (Question type: Multiple-choice, select one)

Answer	Amount	Percentage	
Very easy	65	44.83 %	
Fairly easy	72	49.66 %	
Rather difficult	6	4.14 %	
Very difficult	2	1.38 %	
Number of respondents	145		

20. Did you register for MY ECOI.NET?

☐ (Question type: Multiple-choice, select one)

Answer	Amount	Percentage	
Yes	95	62.50 %	
No	57	37.50 %	
Number of respondents	152		

21. Why did you not register for MY ECOI.NET?

☐ (Question type: Multiple-choice, select one)

Answer	Amount	Percentage	
I did not know ecoi.net offered additional features for registered users	39	72.22 %	<div><div></div></div>
I cannot make use of the features offered for registered users	5	9.26 %	<div><div></div></div>
Other (please specify):	10	18.52 %	<div><div></div></div>
Number of respondents	54		

22. Which of the following features of MY ECOI.NET did you already use?

☐ (Question type: Multiple-choice, select many)

Answer	Amount	Percentage	
Alert Service (weekly e-mail alert about newest documents)	66	69.47 %	<div><div></div></div>
Research Baskets (assortment of relevant documents identified during a research)	29	30.53 %	<div><div></div></div>
My Documents	31	32.63 %	<div><div></div></div>
None	14	14.74 %	<div><div></div></div>
Number of respondents	95		

23. Did you already work with the previous version of ecoi.net (online until June 2006)?

☐ (Question type: Multiple-choice, select one)

Answer	Amount	Percentage	
Yes	129	87.16 %	<div><div></div></div>
No	19	12.84 %	<div><div></div></div>
Number of respondents	148		

24. How do you rate the new version in comparison to the previous version of ecoi.net with regard to usability, navigation and search features?

☐ (Question type: Multiple-choice, select one)

Answer	Amount	Percentage	
I prefer the new version	65	50.39 %	<div><div></div></div>
I do not have a preference	42	32.56 %	<div><div></div></div>
I prefer the previous version	22	17.05 %	<div><div></div></div>
Number of respondents	129		