CHAD: FORCIBLY DISPLACED PERSONS

Oct. 2026

KEY FIGURES ON FORCIBLY DISPLACED PERSONS

2, 338, 635
Total

1, 543, 168
Refugees

9, 659
Asylum seekers

291, 125
Internally displaced persons (Lake)

494, 683*
Returned migrants

Others keys figures

18, 887
Cameroonian refugees assisted for voluntary repatriation

983, 116
New arrivals from Sudan since April 2023

** Returned migrants at risk of statelessness from: Niger, CAR, and Sudan.*

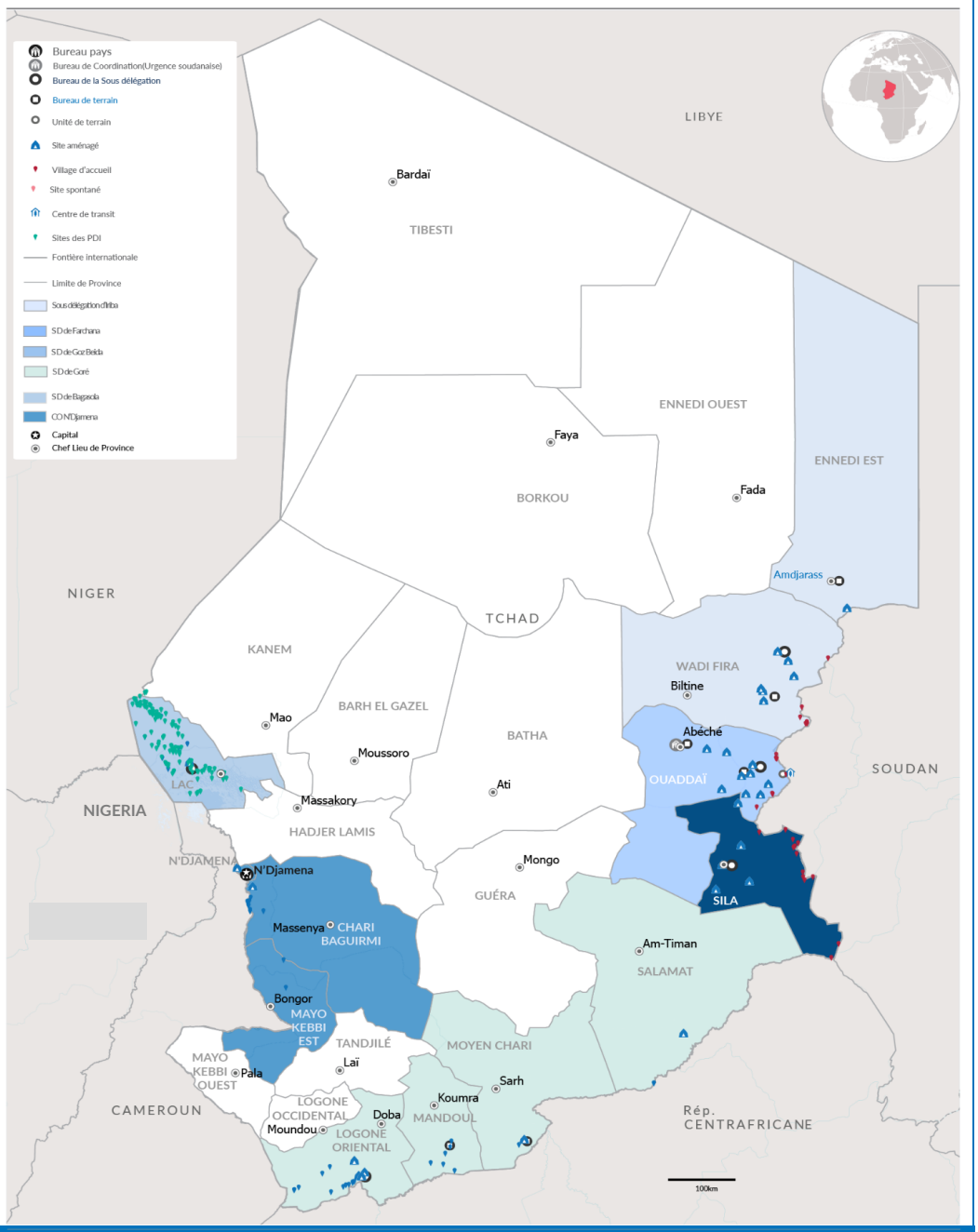

REFUGEES AND ASYLUM SEEKERS

Age Cohort

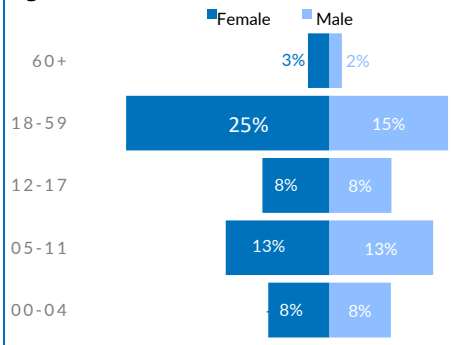

By Country of Origin

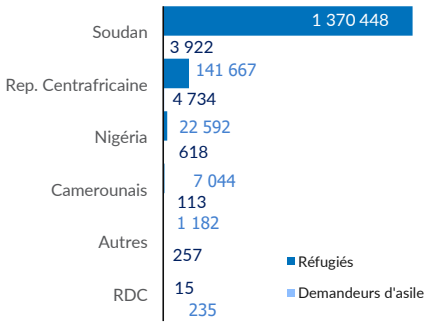

By Sub Office

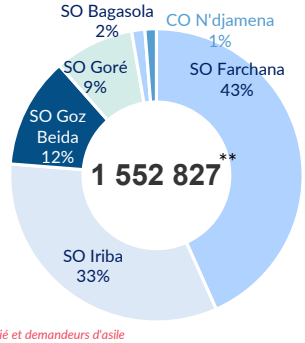

*** Population réfugié et demandeurs d'asile*

57%
of the population of refugees and asylum seekers in Chad are children.

54%
of the female population are of childbearing age (13-49 years).

71%
of the population of refugees and asylum seekers in Chad live in planned sites.

20%
of the population of people with specific needs are people living with disabilities.

88%
of the population of refugee and asylum-seeking children in Chad are of school age,

218,564
Refugee children and youth enrolled in school during the 2025–2026 academic year

Contact : UNHCR Chad Dima| chdndata@unhcr.org

Sources : CNARR, UNHCR, Cluster CCCM, OIM-DTM

CHAD: FORCIBLY DISPLACED PERSONS

Oct. 2026

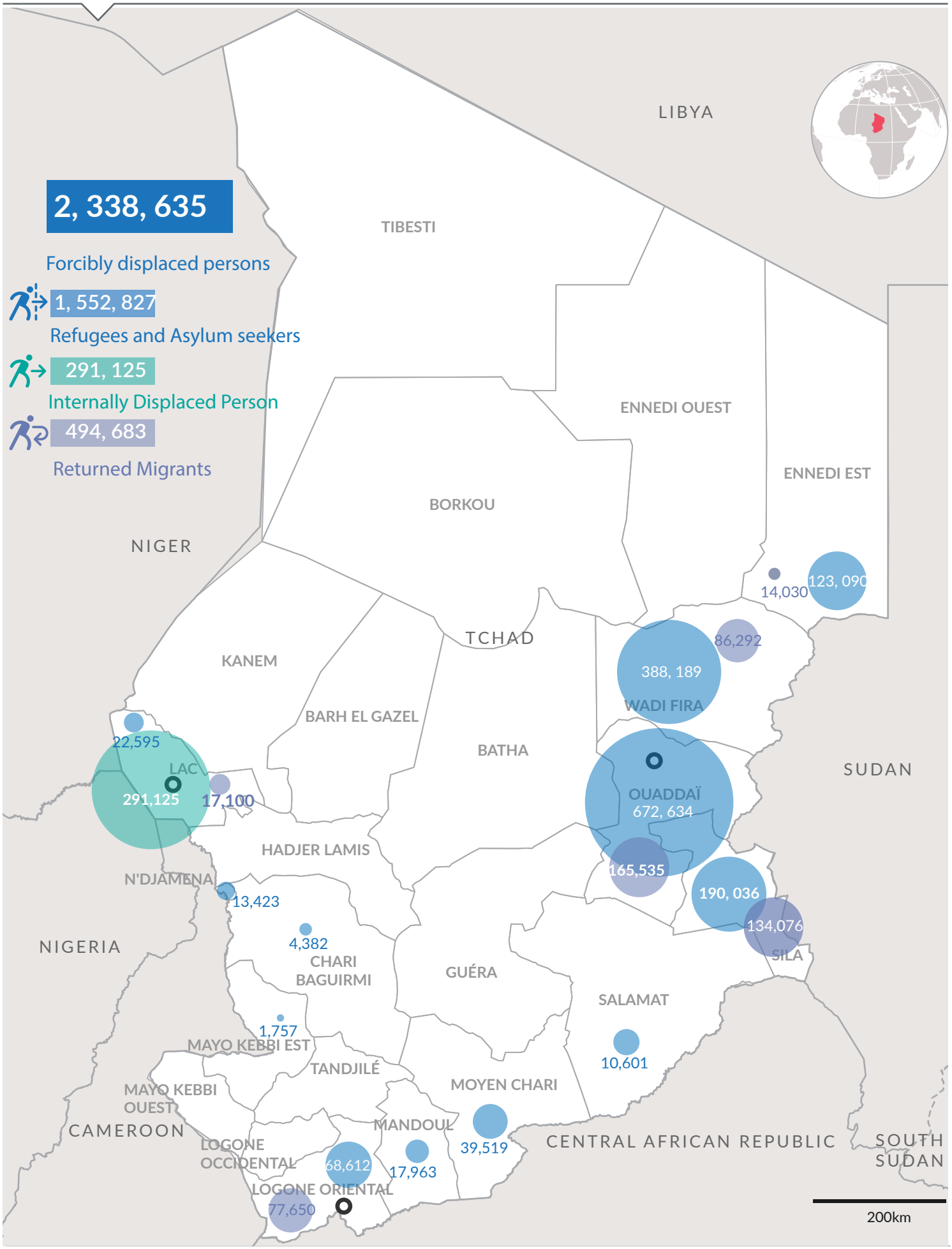

The boundaries and names shown and the designations used on this map do not imply official endorsement or acceptance by the United Nations.

Date: 05 Nov. 2026 **Sources:** UNCS, UNHCR, **IOM** **Auteur:** UNHCR CHAD|ODM – **Feedback:** chdndata@unhcr.org

CHAD: REFUGEES AND ASYLUM SEEKERS

Oct. 2026

1, 552, 827
INDIVIDUALS

372, 471
HOUSEHOLDS

By Province

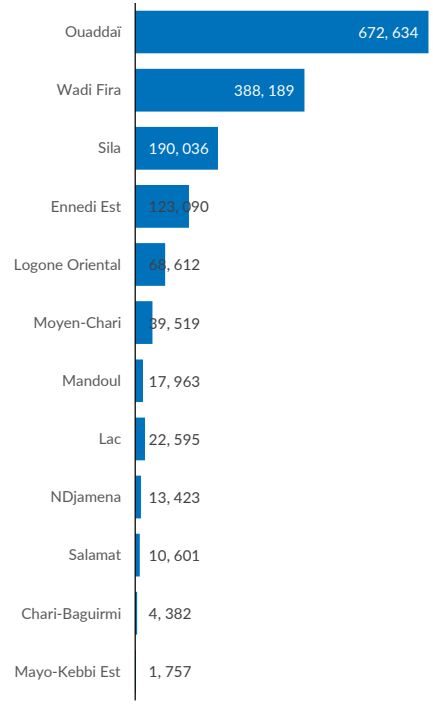

SO Bagasola	
22, 595	
Dar es Salam*	18, 505
Bol	1, 853
NGouboua	511
Kiskawa	868
Liwa	393
Tchoukoutalia	180
Autres	285

BO N'Djamena	
19, 565	
N'Djaména	13, 423
Mayo-Kebbi Est	1, 760
Chari-Baguirmi	4, 382

SO Gore	
136, 718	
Belom*	26, 271
Villages Moy. Chari	13, 248
Villages Logone Or.	15, 545
Dosseye*	15, 696
Doholo*	14, 528
Amboko*	12, 032
Gondjé*	10, 834
Villages Moïssala	17, 963
Moyo*	8, 559
Villages Daha 1 & 2	2, 042

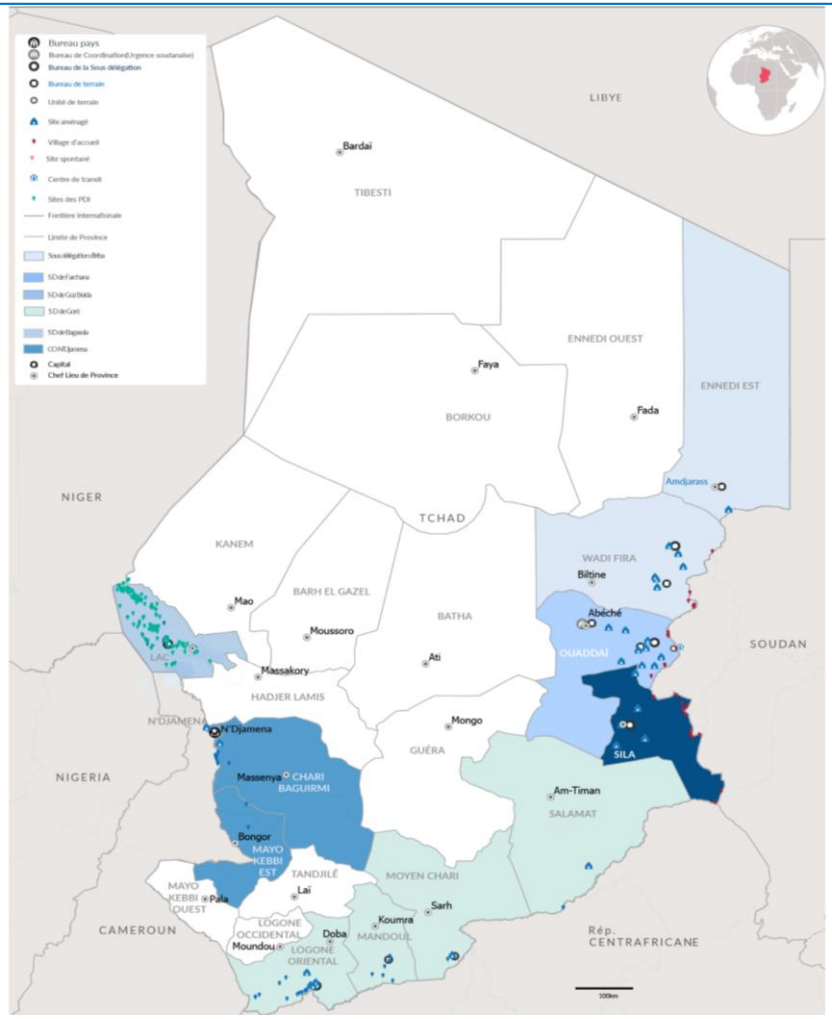

Abeche Coordination Office	
1, 373, 949	
SO Iriba	
511, 279	
Touloum*	68, 355
Am Nabak*	33, 811
Iridimi*	42, 104
Goudrane*	54,058
Maiba*	21399
Frontières	15,834
FO Amdjarass	
123, 090	
Oure Cassoni*	123, 090
FO Guéréda	
152, 628	
Mile*	62, 373
Kounoungou*	28, 921
Koursigue*	13, 146
Marasabre*	35, 297
Birak	8, 240
Koulbous	4, 651

SO Farchana	
672, 634	
Farchana*	58, 433
Aboutengué*	50, 400
Metche*	50, 944
Gaga*	42, 298
Adre	147, 102
Border(Ouaddaï)	26, 934
FO Abeche	
49, 089	
Kouchaguine- M.*	34, 142
Abéché et Abougoudam	14, 947
FO Hadjer Hadid	
247, 434	
Bredjing*	57, 935
Alacha*	53, 102
Treguine*	31, 904
Arkoum*	84, 572
Dougui*	19, 921

FO Goz Beida	
190 036	
Goz Amir*	47, 272
Zabout*	57, 189
Djabal*	39, 484
Kerfi	16, 515
Border(Sila)	29, 576

Principales nationalités(Ref. & ASY)

1, 374, 370
SUDANESE
Essentially located in the 21 planned sites and 1 reception village in the East and in urban areas.

146, 401
CENTRAL AFRICANS
Located in the six camps, sites, and ho villages in the South and in urban areas.

23, 210
NIGERIANS
Primarily located in the Dar Es Salam camp and host villages in the Lake Province as well as in urban areas.

7, 157
CAMEROONIANS
Mainly composed of populations who fled intercommunal clashes in the Logone and Chari department in Cameroon. They are located in the two camps around N'Djamena and on the banks of the Logone River.

1, 689
OTHER NATIONALITIES
Outside the major nationalities, there are individuals of various origins: Algeria, Benin, Burkina Faso, Burundi, Côte d'Ivoire, Republic of the Congo, Egypt, Eritrea, Ethiopia, Gabon, Libya, Mali, Islamic Republic of Iran, Rwanda, Senegal, Somalia, South Sudan, Palestine, Yemen.

29
Nationalities seeking asylum in Chad

KEY FIGURES ON THE SUDANESE CRISIS

983, 116
New arrivals from Sudan 2023.

409, 819
Sudanese refugees in Chad before the 2023 crisis.

* Planned site

Sources : CNARR/UNHCR

Feedback: DIMA| chdndata@unhcr.org