



UNHCR-IOM FLASH UPDATE #93

ARREST AND DETENTION FLOW MONITORING (15 September 2023 – 2 May 2026)

INTRODUCTION

In response to the Ministry of Interior's (MoI) decision of 26 September 2023 to enact an "Illegal Foreigners' Repatriation Plan", UNHCR, the UN Refugee Agency and IOM, the UN Migration Agency, have collated their data on the arrest, detention, and deportation of Proof of Registration (PoR) holders, Afghan Citizen Card (ACC) holders, and undocumented Afghan nationals as well as on the outflows of Afghan nationals at the Torkham, Ghulam Khan, Chaman, Badini and Bahramcha border crossing points, to better understand the protection environment and movements of Afghan nationals returning to Afghanistan from Pakistan.

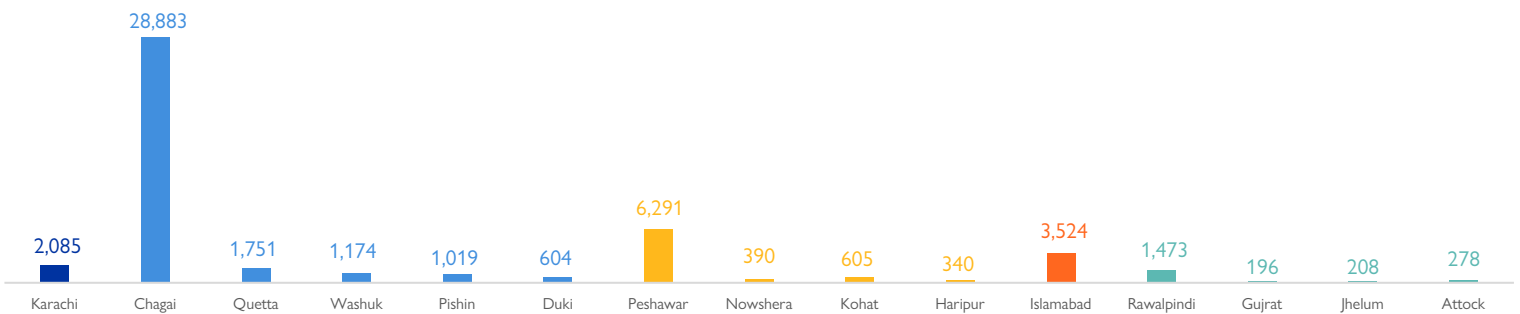
In 2025, the Government of Pakistan (GoP) issued several directives impacting Afghan nationals. In January, the GoP announced that Afghan nationals should relocate from Islamabad Capital Territory (ICT) and Rawalpindi, or else face deportation. In April, further announcements indicated the implementation of the second phase of the "IFRP", targeting ACC holders, in addition to undocumented Afghans. In July, the GoP issued a Statutory Regulation Order (SRO) directing the repatriation/deportation of PoR card holders following the expiry of PoR card validity on 30 June. The GoP later indicated a deadline of 1 September for PoR holders to leave Pakistan, before the start of the repatriation/deportation process. UNHCR issued a [press briefing](#) expressing concern regarding the decision and urging the GoP to exempt Afghans with international protection needs, as well as those with particular circumstances or vulnerabilities, from involuntary return.

KEY FINDINGS AND LIMITATIONS

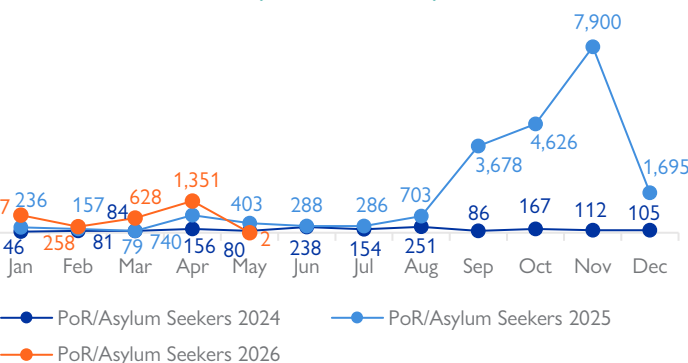
Prior to 2023, there was no data collected on the arrest and detention of ACC holders or undocumented Afghan nationals. Since January 2023, IOM has started to collect this data. The figures, particularly of undocumented Afghan nationals, should be considered underreported.

- During the reporting period (26 April – 2 May) a total of 2,287 Afghan nationals were arrested and detained, representing a 51% decrease compared to the previous week.
- Out of all arrests and detentions during the reporting period (26 April – 2 May), ACC holders and undocumented Afghans represented 95% of the total rate of arrest and detentions, and PoR holders represented 5%.
- During the reporting period (26 April – 2 May), 66% of the total reported arrests and detentions took place in Balochistan, 15% in KP, 9% in ICT, and 7% in Punjab. Out of all arrests during the period, 57% took place in the district of Chaghi (Balochistan).
- Across Pakistan, the top three districts for arrest and detention between 1 January and 2 May 2026 are Chaghi (Balochistan), Peshawar (KP), and Islamabad (ICT).

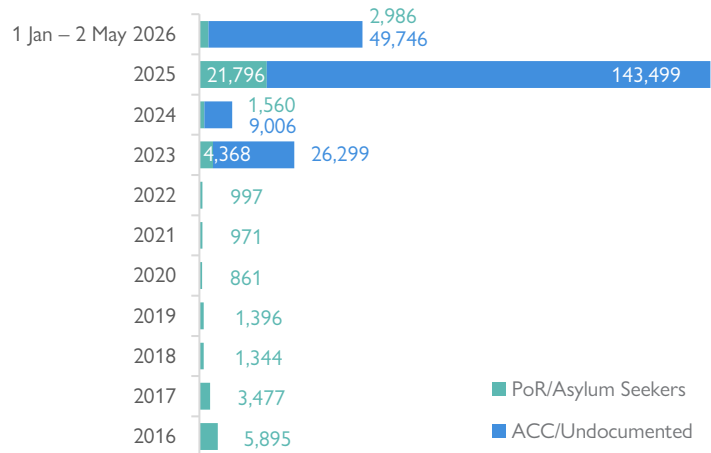
NO. OF ARRESTS – TOP 15 DISTRICTS (1 January – 2 May 2026)



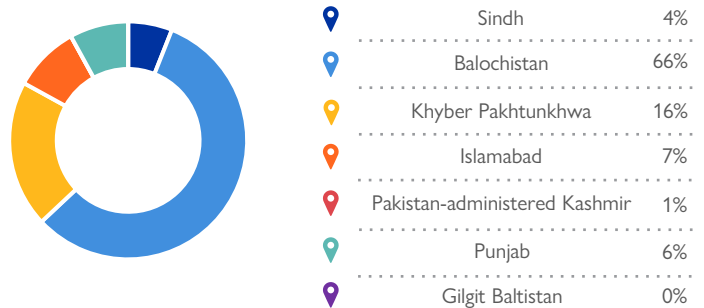
MONTHLY ARRESTS AND DETENTION TRENDS 2024 – 2026 (PoR HOLDERS)



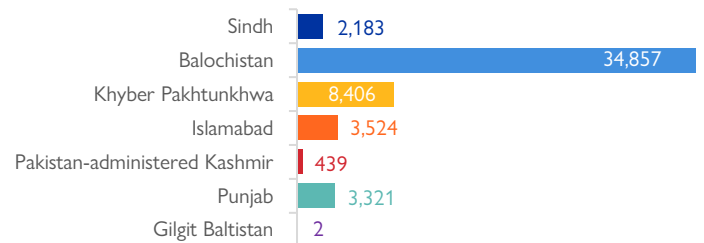
ARREST AND DETENTION BY YEARS



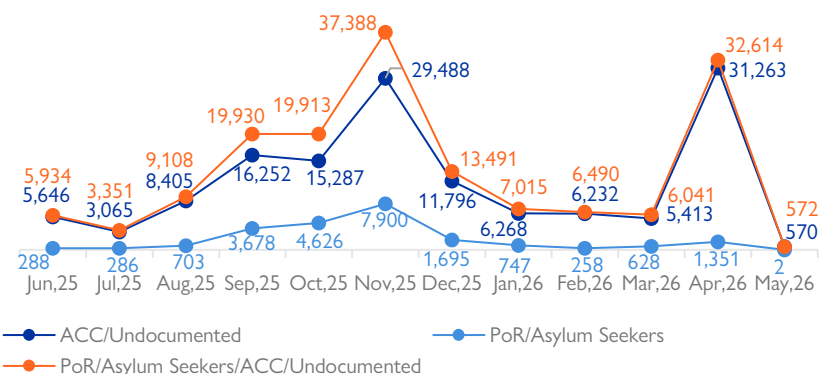
% OF ARRESTS BY LOCATION (1 January – 2 May 2026)



NO. OF ARRESTS BY PROVINCE (1 January – 2 May 2026)



MONTHLY ARRESTS AND DETENTION ANALYSIS 2025 – 2026





IOM border monitor conducting an interview at Torkham border. [IOM Pakistan 2026]

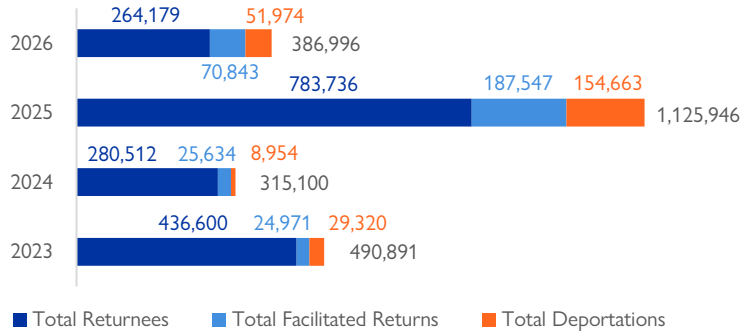
KEY FINDINGS

- Cumulatively, from 15 September 2023 to 2 May 2026, 2,318,933 individuals have returned.
- During the period 26 April – 2 May 2026, UNHCR and IOM estimate 39,487 Afghans returned through the Torkham, Ghulam Khan (located in Khyber Pakhtunkhwa), Chaman, Badini and Bahramcha (located in Balochistan) border crossing points to Afghanistan.
- Between 26 April – 2 May 2026, the number of returns decreased by 31% and deportations by 51% — compared to the previous week of 19 – 25 April 2026 (57,381 returns including 4,742 deportations). During 26 April – 2 May 2026, a total of 39,487 returns were reported, including 2,305 deportations. The decrease in both returns and deportations is likely linked to a reduction in arrest and enforcement operations during the reporting period.
- For the returns from 26 April – 2 May 2026, most of the returnees were PoR holders (54%) followed by undocumented (38%) and ACC holders (8%). Majority of the POR returns were processed by UNHCR through the Voluntary Repatriation Centers (VRCs).
- For the deportees from 26 April – 2 May 2026, most were undocumented (93%) followed by PoR holders (5%) and ACC holders (2%).
- Since 1 April 2025, 1,464,900 Afghan nationals returned, of which 203,540 (14%) were deported.
- During the period, fear of arrest remained the main reason for return among undocumented individuals and ACC holders (95%) as well as for PoR holders (78%).
- During the same time period, returnees were most likely to return from Quetta (19%), Haripur (11%) and Nowshera (11%) in Pakistan and intend to go to Nangarhar (28%), Kabul (21%) and Kunduz (15%) in Afghanistan.

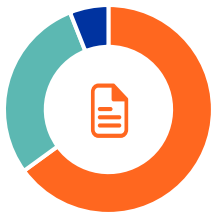
CUMULATIVE | 2023 – 2026



Period	Total Number of Returns	Total Returnees	Total Facilitated Returnees	Total Deportees
15 Sep – 31 Dec 2023	490,891	436,600	24,971	29,320
1 Jan – 31 Dec 2024	315,100	280,512	25,634	8,954
1 Jan – 31 Dec 2025	1,125,946	783,736	187,547	154,663
1 Jan – 2 May 2026	386,996	264,179	70,843	51,974
Total	2,318,933	1,765,027	308,995	244,911



DOCUMENTATION – TOTAL NUMBER OF RETURNEEES (EXCLUDING DEPORTEES)

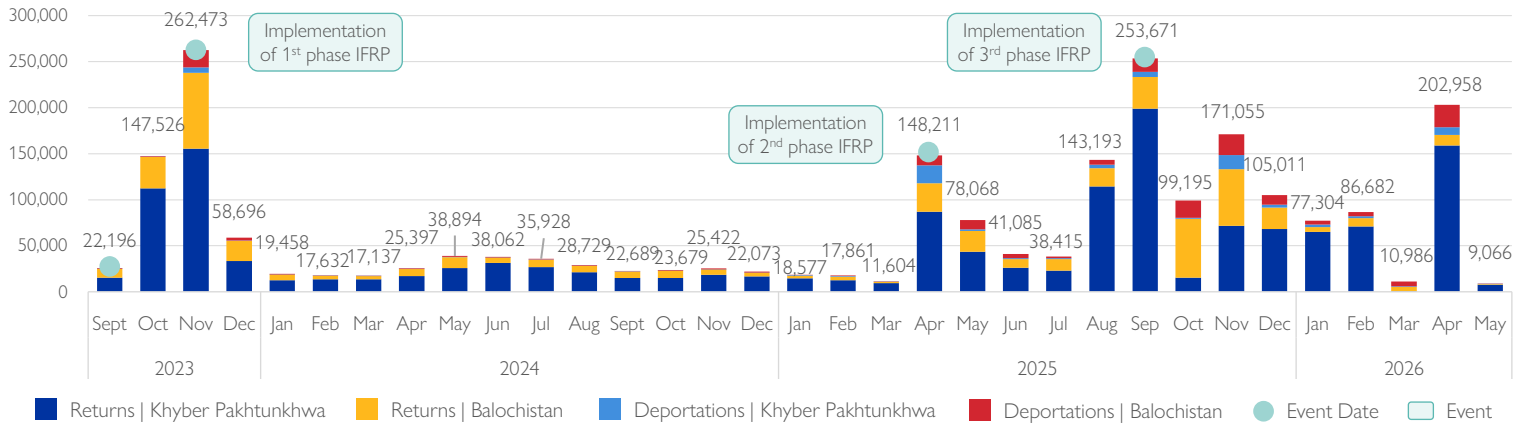


- Undocumented *** 1,352,807 (65%)
- ACC holders 128,686 (6%)
- PoR holders **** 592,529 (29%)

DOCUMENTATION – TOTAL DEPORTEES

- ACC/Undocumented (15 Sep 2023 – 31 Mar 2025) 39,333
- Undocumented (1 Apr 2025 – 2 May 2026) 171,090
- ACC holders (1 Apr 2025 – 2 May 2026) 18,447
- PoR holders ***** (15 Sep 2023 – 2 May 2026) 16,045

TOTAL RETURNS AND DEPORTATIONS | 15 SEPTEMBER 2023 – 2 MAY 2026

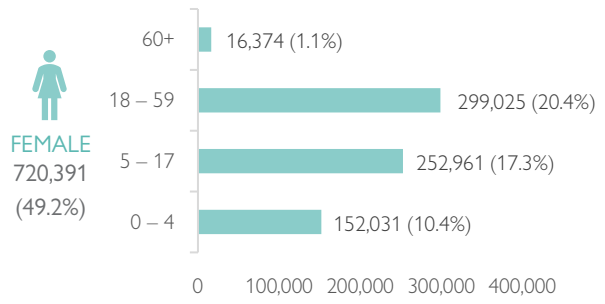
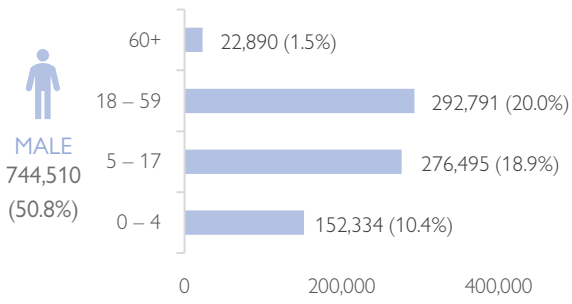


* This number includes returnees who received post-arrival assistance by the IOM-led Border Consortium in Afghanistan at Torkham and Spin Boldak border crossing points.
 ** The number refers to facilitated PoR returns through VRCs who crossed the border during the reporting period.
 *** Includes 50,616 Afghans who were registered with UNHCR.
 **** Refers to all groups of undocumented Afghans, including of holders of expired PoR cards who did not renew their PoR cards during the latest verification exercise conducted by the GoP in 2021 (DRIVE).
 ***** This figure refers to PoR holders based on interviews conducted with returnees in Afghanistan.

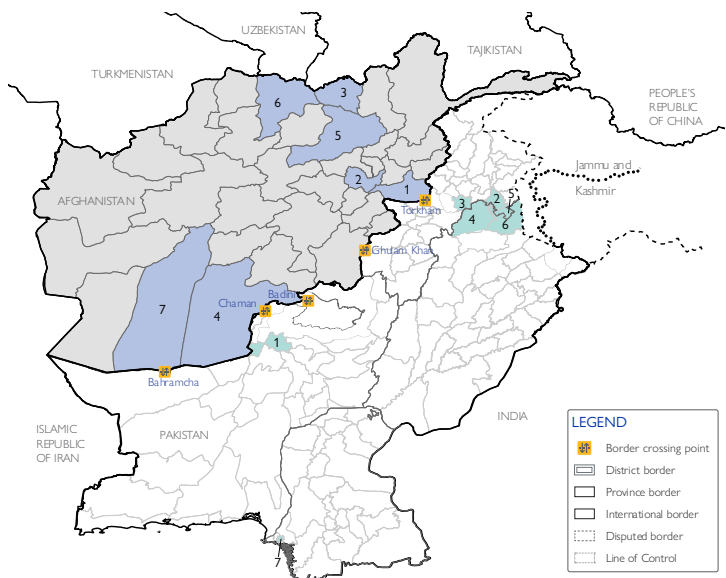
ARREST AND DETENTION | FLOW MONITORING (1 April 2025 – 2 May 2026)

AGE AND GENDER*****

1,464,900
TOTAL NUMBER OF RETURNS SINCE 1 APRIL 2025



DISTRICT OF ORIGIN IN PAKISTAN AND PROVINCE OF DESTINATION IN AFGHANISTAN*****



DISTRICT OF ORIGIN (TOP 7)

1. Quetta	19%
2. Haripur	11%
3. Nowshera	11%
4. Attock	9%
5. Islamabad	7%
6. Rawalpindi	7%
7. Karachi East	6%

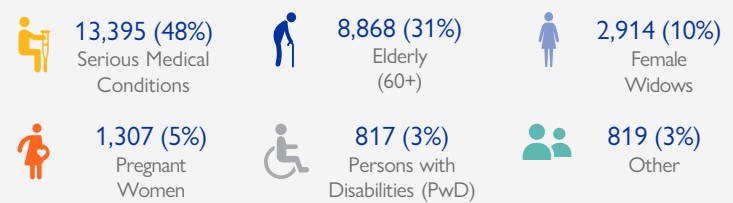
PROVINCE OF DESTINATION (TOP 7)

1. Nangarhar	28%
2. Kabul	21%
3. Kunduz	15%
4. Kandahar	9%
5. Baghlan	8%
6. Balkh	8%
7. Hilmand	2%

This section only applies to ACC holders and undocumented Afghans

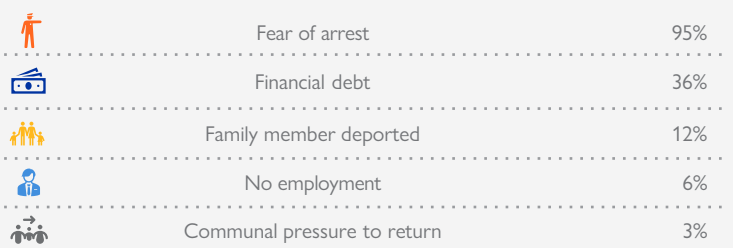
TYPE OF VULNERABILITY

(Expressed as a percentage of the total numbers of vulnerable persons)



TOP 5 REASONS FOR LEAVING PAKISTAN

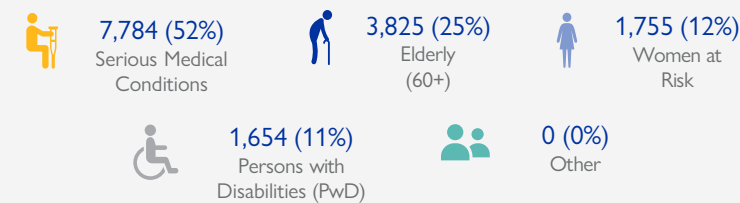
(Multiple answers can exceed 100%, N = 49,699)



This section only applies to PoR holders

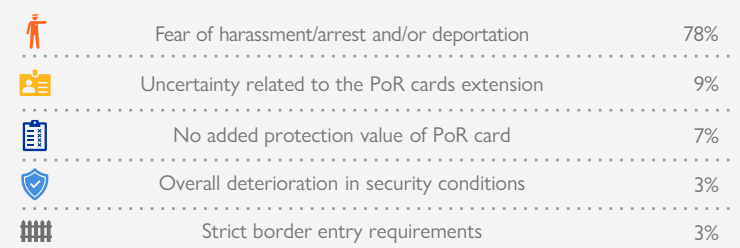
TYPE OF VULNERABILITY

(Expressed as a percentage of the total numbers of vulnerable persons)



TOP 5 REASONS FOR LEAVING PAKISTAN

(Multiple answers can exceed 100%, N = 6,062)



***** The figures shown in this visual are based on gender and age aggregated figures from UNHCR and IOM, which were available for 43 per cent (626,262 individuals) of the total returns and then applied to the total return figure since 1 April 2025. For the remaining 57 per cent, no age/gender disaggregated data is available.

***** Disclaimer: Dotted line represents approximately the line of control in Jammu and Kashmir agreed upon by India and Pakistan. The final status of Jammu and Kashmir has not yet been agreed upon by the parties. The designations employed and the presentation of material on this map do not imply the expression of any opinion whatsoever on the part of IOM or United Nations concerning the legal status of any country, territory, city or area or of its authorities, or concerning the delimitation of its frontiers or boundaries. This document was produced jointly by IOM and UNHCR. The opinions expressed in the report are those of the authors and do not necessarily reflect the views of IOM or UNHCR. The designations employed and the presentation of material throughout the report do not imply the expression of any opinion whatsoever concerning the legal status of any country, territory, city or area, or of its authorities, or concerning its frontiers or boundaries.