

Sudanese return from neighbouring countries

as of 30 Apr 2026

4.4 M
Sudanese refugees in neighbouring countries

979 K
Sudanese return from abroad since 2024

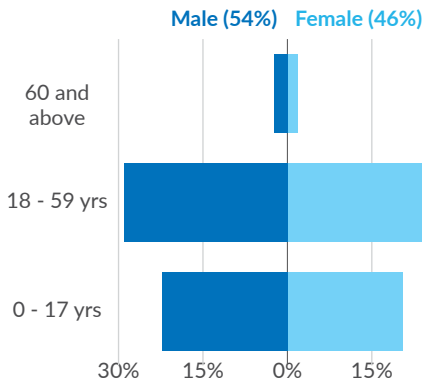
Country	Cross border movement	Primary asylum Country	Returnees	Pendular movements	Onward movements
Egypt*	614K	537K	98%	1.3%	0.6%
South Sudan*	215K	215K	84%	7%	9%
Chad*	82K	82K	60%	25%	15%
GCC*	57K	57K	Unknown		
Uganda*	6.8K	6.8K	Unknown		
Libya*	2.5K	79.5K	Unknown		
Ethiopia*	1K	1K	56%	30%	14%

Returnees: Estimated number of people who are not planning to move onwards to another country.

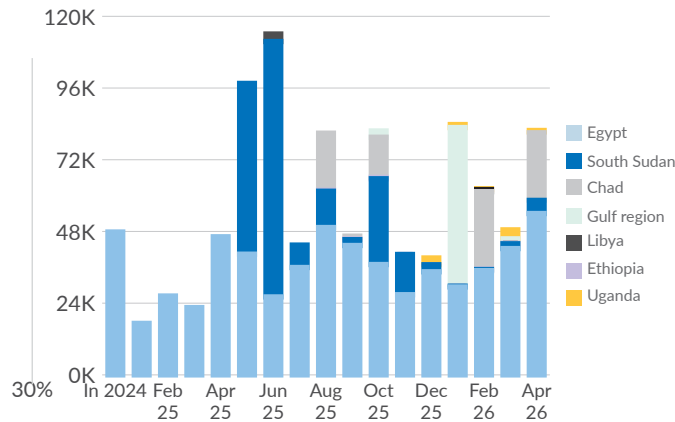
Pendular movements: Estimated number of people who are planning to return to the country they arrived from.

Onward movements: Estimated number of people who are planning to move to another country (other than the one they arrived from).

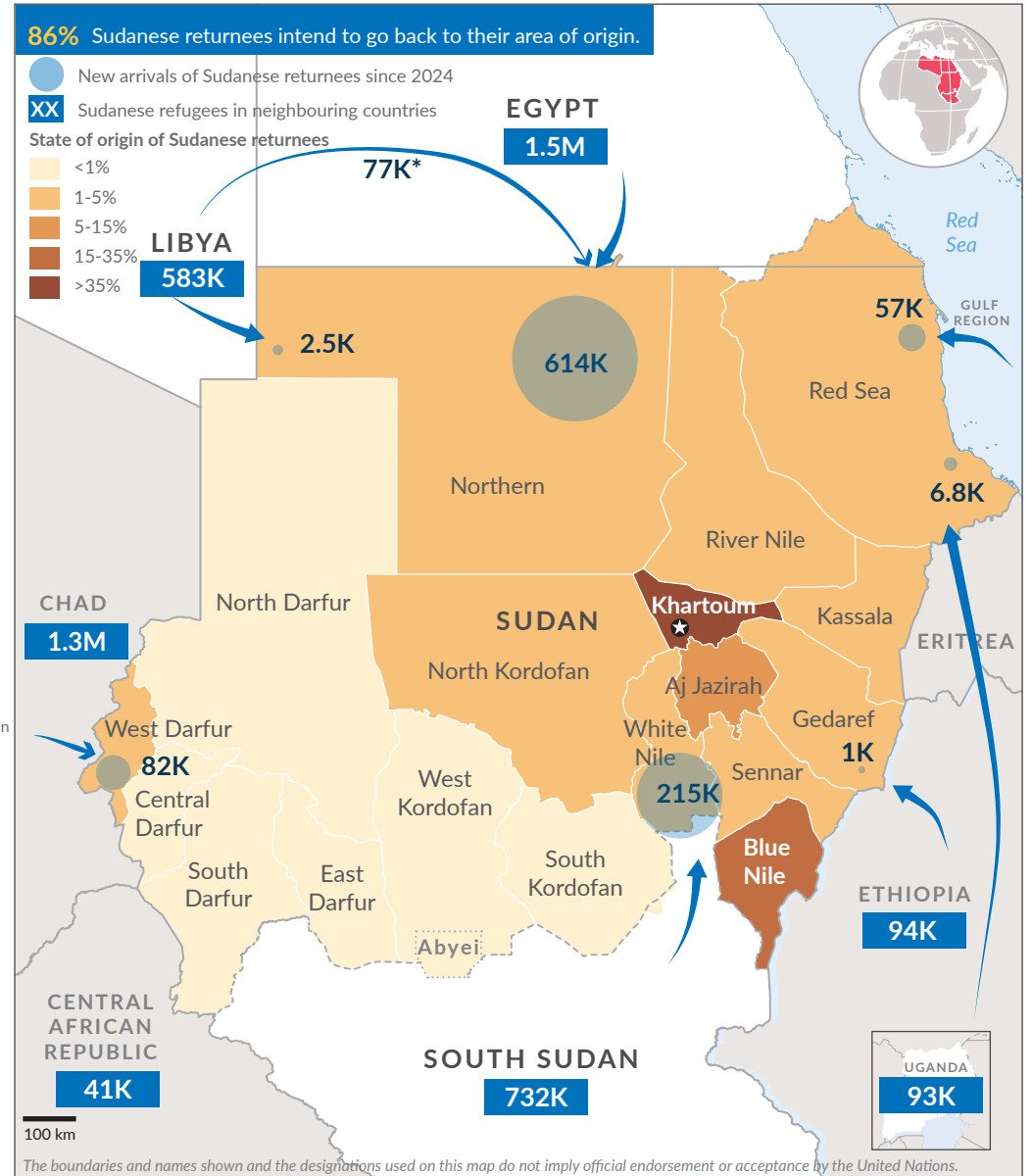
Age and gender



Return trend



- * **Data source**
- **Egypt:** Border Authorities, UNHCR Border Monitoring, IOM DTM Return overview and cross-border monitoring reports.
 - **South Sudan:** COR (Commissioner for Refugees), UNHCR Border Monitoring, IOM DTM Return overview and cross-border monitoring reports.
 - **Chad:** IOM DTM Return overview and cross-border monitoring reports.
 - **Gulf Cooperation Council (GCC):** IOM DTM Return overview and cross-border monitoring reports.
 - **Libya:** UNHCR, IOM DTM Return overview and cross-border monitoring reports.
 - **Ethiopia:** IOM DTM Return overview and cross-border monitoring reports.
 - **Uganda:** UNHCR Red Sea Return movement tracking, IOM DTM Return overview.



The boundaries and names shown and the designations used on this map do not imply official endorsement or acceptance by the United Nations.

Findings are based on sample border monitoring in Sudan which has been in place since July 2024. This monitoring does not identify registration status, refugee status, or other movement categories and therefore results should be read as indicative of the concerns raised by people returning to Sudan.

48%
had applied for asylum
in departing countries

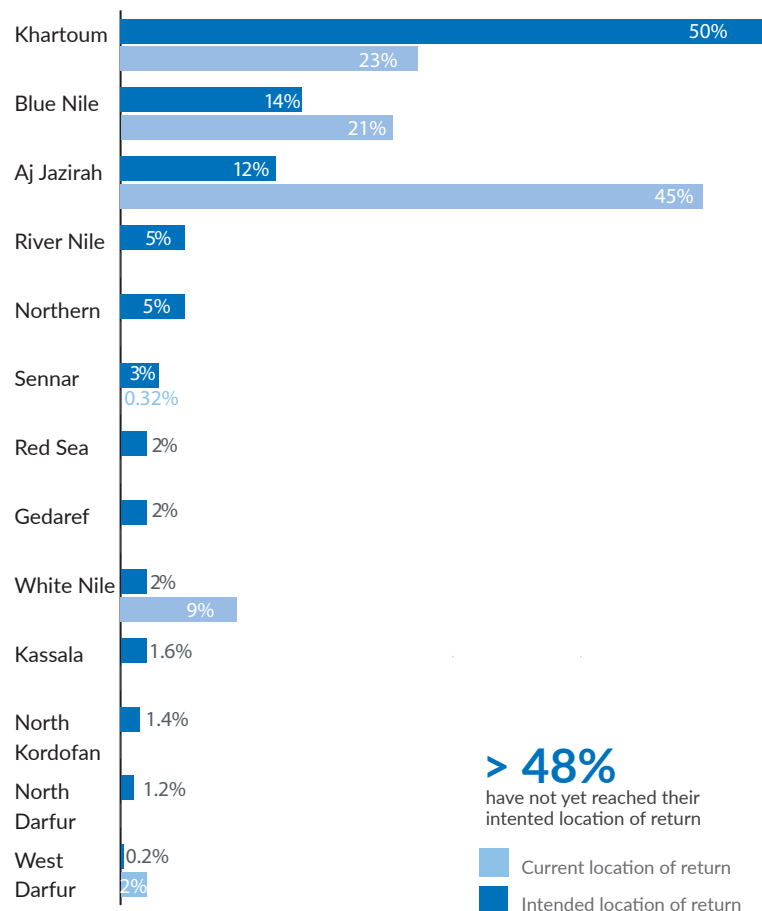
65%
reported protection risks
in departing countries

63%
reported long processing
times at the border

20%
reported family members
were left behind

55%
participated in economic
activities prior to
displacement

Intended state of return vs current location



> 48%
have not yet reached their
intended location of return

■ Current location of return
■ Intended location of return

Assistance and protection priorities by intended state of return

n= 4,222

	Khartoum	Aj Jazirah	Blue Nile	Northern	River Nile	Sennar	Red Sea	Gedaref	White Nile	Other State
Priority assistance needs	2,305	472	466	215	181	108	90	82	72	231
Financial	94%	92%	59%	82%	90%	95%	85%	88%	92%	95%
Food	63%	69%	86%	77%	69%	64%	71%	79%	68%	69%
Health	41%	49%	65%	40%	49%	55%	38%	44%	39%	54%
Water	39%	47%	59%	31%	40%	50%	38%	48%	42%	57%
Sanitation	25%	30%	46%	15%	31%	32%	21%	31%	34%	39%
NFI	25%	27%	46%	12%	14%	34%	18%	25%	24%	30%
Shelter	21%	28%	58%	19%	23%	25%	12%	17%	18%	35%
MHPSS	19%	23%	16%	13%	28%	32%	21%	23%	26%	34%
Connectivity	15%	21%	5%	9%	13%	23%	12%	19%	16%	16%
Protection priorities										
Girls and women	22%	25%	33%	11%	23%	34%	15%	19%	18%	30%
Children	13%	17%	34%	6%	18%	16%	6%	13%	21%	16%
Elderly	11%	15%	17%	9%	18%	14%	6%	17%	11%	14%
Family reunification	12%	17%	16%	6%	5%	11%	11%	8%	18%	30%
Documentation	5%	8%	41%	5%	4%	14%	0%	8%	8%	10%
Legal assistance	7%	8%	17%	10%	11%	11%	9%	21%	13%	16%
Persons with disabilities	6%	10%	18%	5%	12%	13%	3%	10%	5%	12%
Access to asylum	11%	9%	11%	3%	7%	16%	9%	6%	13%	13%
Information	3%	6%	11%	3%	1%	11%	0%	4%	5%	6%