

Sudanese return from neighbouring countries

as of 31 Mar 2026

4.4 M
Sudanese refugees in neighbouring countries

897 K
Sudanese return from abroad since 2024

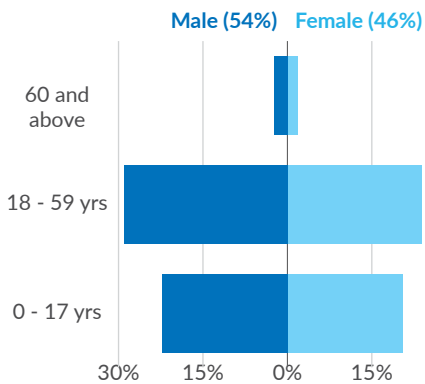
Country	Cross border movement	Primary asylum Country	Returns	Pendular movements	Onward movements
Egypt*	560K	490K	98%	1.3%	0.6%
South Sudan*	211K	211K	84%	7%	9%
Chad*	59K	59K	49%	35%	16%
GCC*	57K	57K	Unknown		
Uganda*	6.5K	6.5K	Unknown		
Libya*	2.5K	72.5K	Unknown		
Ethiopia*	1K	1K	56%	30%	14%

Returns: Estimated number of people who are not planning to move onwards to another country.

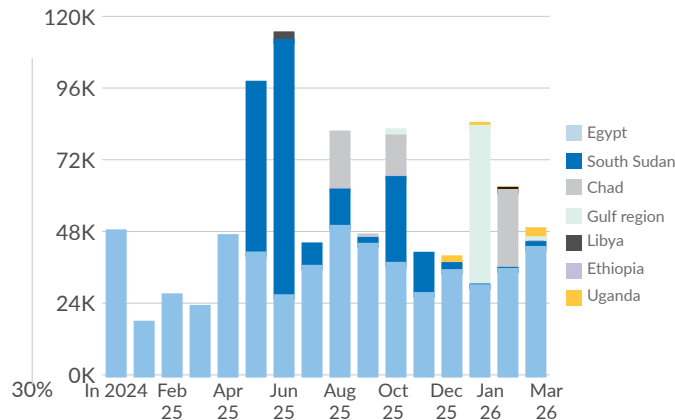
Pendular movements: Estimated number of people who are planning to return to the country they arrived from.

Onward movements: Estimated number of people who are planning to move to another country (other than the one they arrived from).

Age and gender

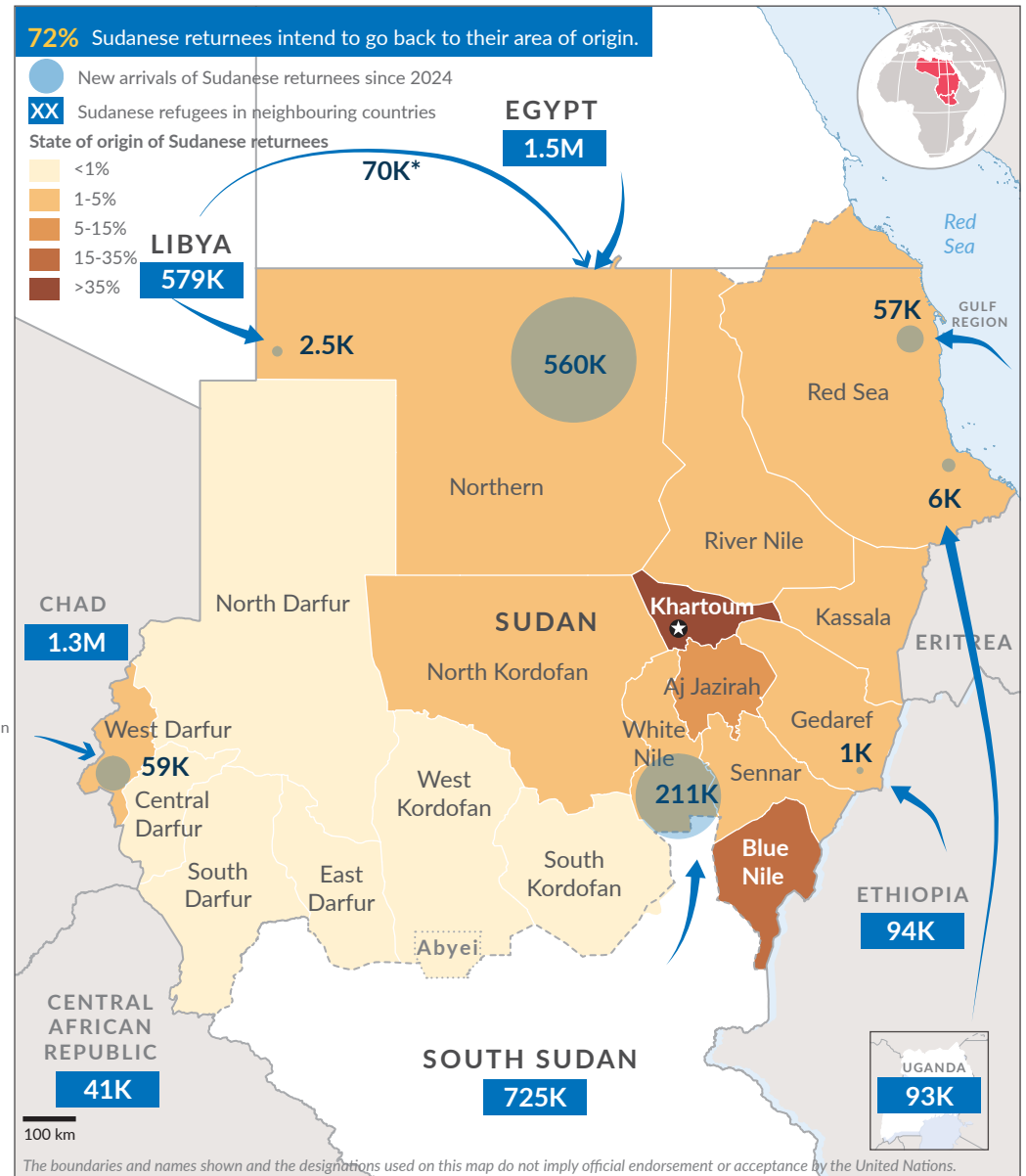


Return trend



* Data source

- Egypt: Border Authorities, UNHCR Border Monitoring, IOM DTM Return overview and cross-border monitoring reports.
- South Sudan: COR (Commissioner for Refugees), UNHCR Border Monitoring, IOM DTM Return overview and cross-border monitoring reports.
- Chad: IOM DTM Return overview and cross-border monitoring reports.
- Gulf Cooperation Council (GCC): IOM DTM Return overview and cross-border monitoring reports.
- Libya: UNHCR, IOM DTM Return overview and cross-border monitoring reports.
- Ethiopia: IOM DTM Return overview and cross-border monitoring reports.
- Uganda: UNHCR Red Sea Return movement tracking, IOM DTM Return overview.



Findings are based on sample border monitoring in Sudan which has been in place since July 2024. This monitoring does not identify registration status, refugee status, or other movement categories and therefore results should be read as indicative of the concerns raised by people returning to Sudan.

49%
had applied for asylum
in departing countries

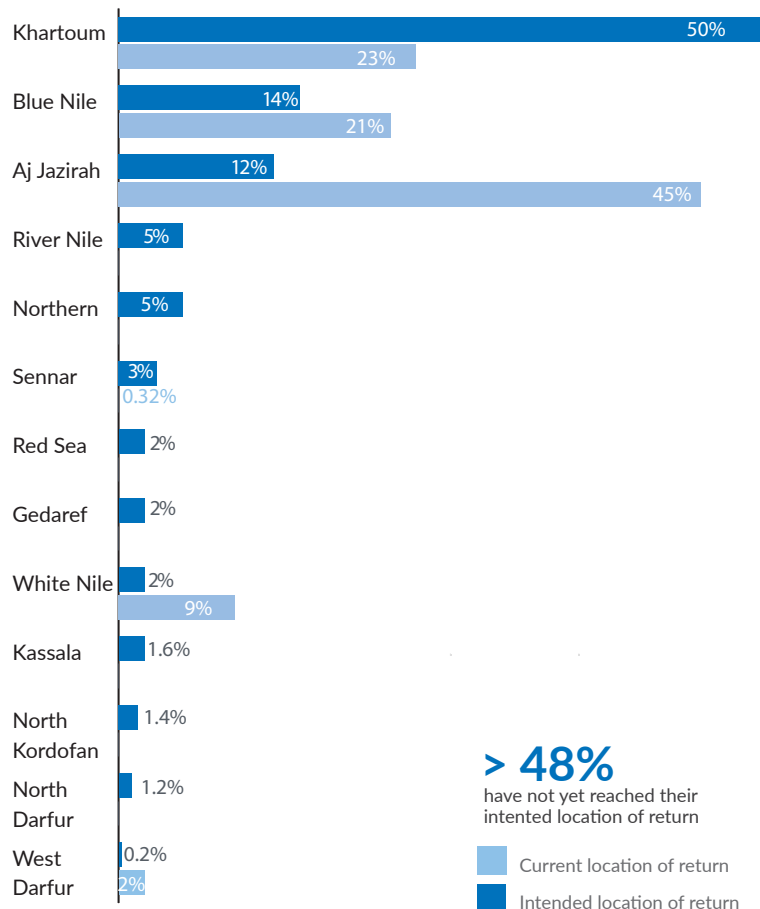
65%
reported protection risks
in departing countries

65%
reported long processing
times at the border

20%
reported family members
were left behind

48%
participated in economic
activities prior to
displacement

Intended state of return vs current location



> 48%
have not yet reached their
intended location of return

■ Current location of return
■ Intended location of return

Assistance and protection priorities by intended state of return

n= 3633

	Khartoum	Blue Nile	Aj Jazirah	Northern	River Nile	Sennar	Red Sea	Gedaref	White Nile	Other State
Priority assistance needs	1862	462	436	174	160	104	82	72	65	216
Financial	93%	58%	91%	74%	87%	94%	81%	84%	90%	94%
Food	66%	86%	72%	76%	66%	62%	69%	82%	68%	69%
Health	54%	66%	56%	47%	61%	58%	46%	50%	42%	58%
Water	48%	60%	52%	41%	50%	50%	46%	53%	48%	61%
Sanitation	35%	46%	34%	22%	39%	35%	27%	39%	39%	43%
NFI	32%	47%	29%	17%	18%	35%	23%	29%	26%	30%
Shelter	25%	59%	29%	22%	25%	25%	12%	18%	16%	36%
MHPSS	26%	16%	26%	18%	36%	35%	27%	29%	29%	36%
Connectivity	22%	5%	23%	14%	17%	23%	15%	24%	16%	18%
Protection priorities										
Girls and women	31%	34%	28%	16%	29%	35%	19%	24%	19%	33%
Children	17%	35%	19%	9%	22%	17%	8%	16%	23%	18%
Elderly	15%	17%	18%	13%	22%	15%	8%	21%	13%	15%
Family reunification	15%	16%	18%	8%	7%	10%	12%	11%	19%	31%
Documentation	7%	42%	9%	7%	7%	13%	0%	8%	6%	10%
Legal assistance	10%	17%	9%	15%	14%	12%	12%	24%	16%	18%
Persons with disabilities	9%	18%	11%	8%	14%	13%	4%	13%	6%	13%
Access to asylum	10%	12%	7%	5%	9%	17%	12%	8%	13%	10%
Information	4%	12%	6%	5%	1%	10%	0%	5%	3%	7%