
4.4 M
 Sudanese refugees in neighbouring countries

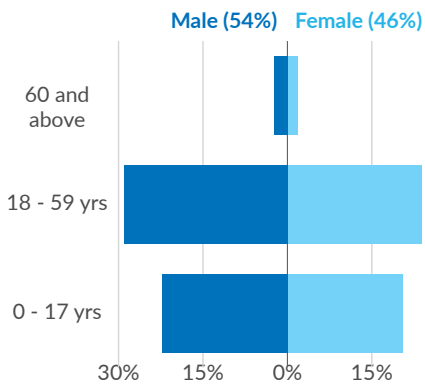
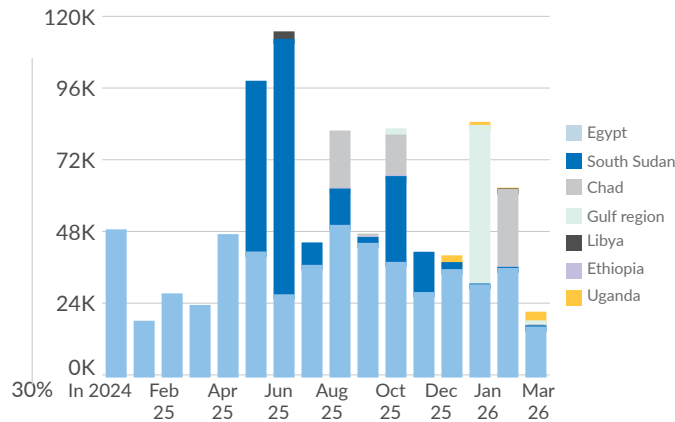

869 K
 Sudanese return from abroad since 2024

Country	Cross border movement	Primary asylum Country	Returns	Pendular movements	Onward movements
Egypt*	533K	463K	98%	1.3%	0.6%
South Sudan*	210K	210K	84%	7%	9%
Chad*	59K	59K	49%	35%	16%
GCC*	57K	57K	Unknown		
Uganda*	6K	6K	Unknown		
Libya*	2.5K	72.5K	Unknown		
Ethiopia*	1K	1K	56%	30%	14%

Returns: Estimated number of people who are not planning to move onwards to another country.

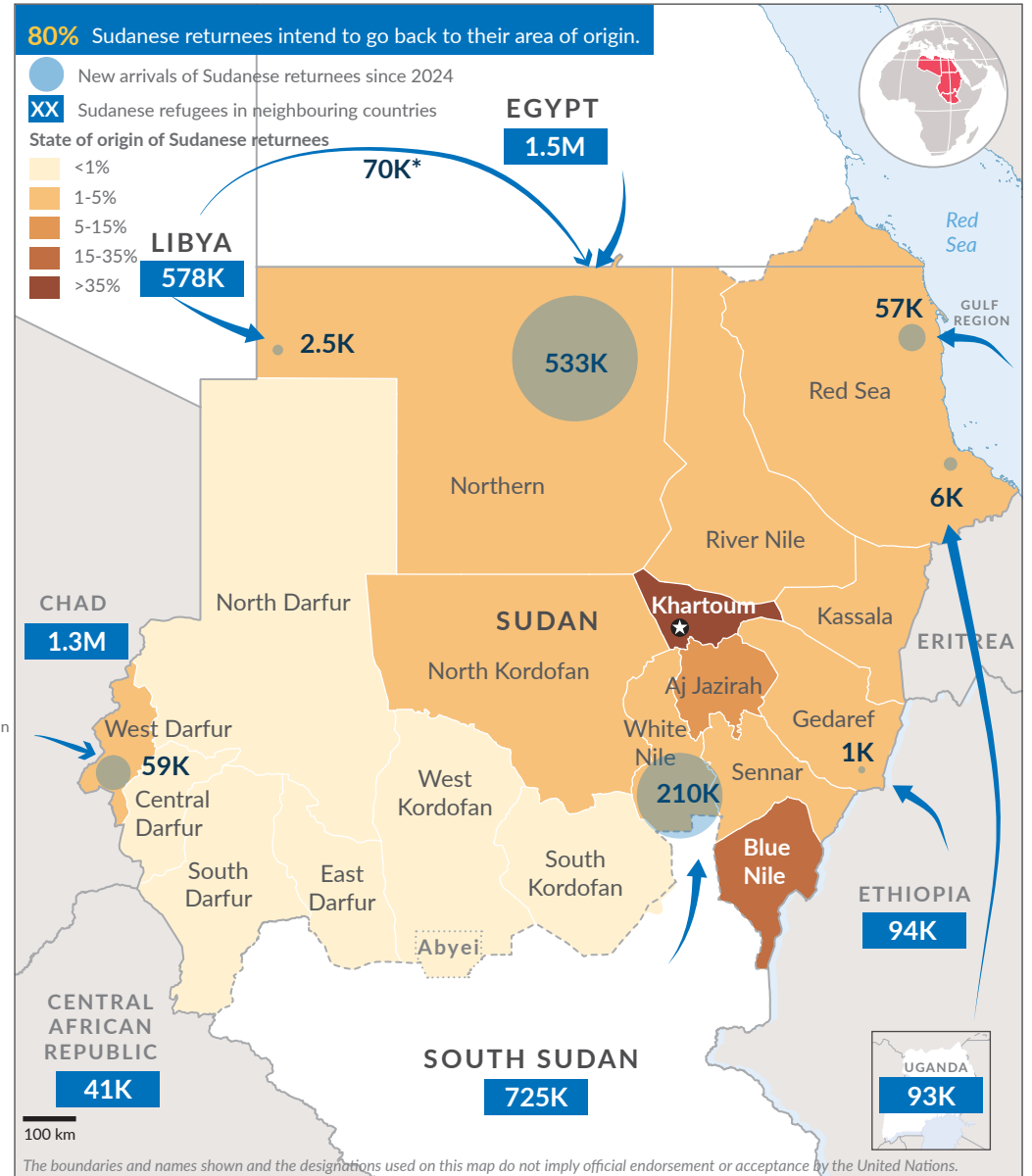
Pendular movements: Estimated number of people who are planning to return to the country they arrived from.

Onward movements: Estimated number of people who are planning to move to another country (other than the one they arrived from).

Age and gender

Return trend


* **Data source**

- **Egypt:** Border Authorities, UNHCR Border Monitoring, IOM DTM Return overview and cross-border monitoring reports.
- **South Sudan:** COR (Commissioner for Refugees), UNHCR Border Monitoring, IOM DTM Return overview and cross-border monitoring reports.
- **Chad:** IOM DTM Return overview and cross-border monitoring reports.
- **Gulf Cooperation Council (GCC):** IOM DTM Return overview and cross-border monitoring reports.
- **Libya:** UNHCR, IOM DTM Return overview and cross-border monitoring reports.
- **Ethiopia:** IOM DTM Return overview and cross-border monitoring reports.
- **Uganda:** UNHCR Red Sea Return movement tracking, IOM DTM Return overview.



Findings are based on sample border monitoring in Sudan which has been in place since July 2024. This monitoring does not identify registration status, refugee status, or other movement categories and therefore results should be read as indicative of the concerns raised by people returning to Sudan.

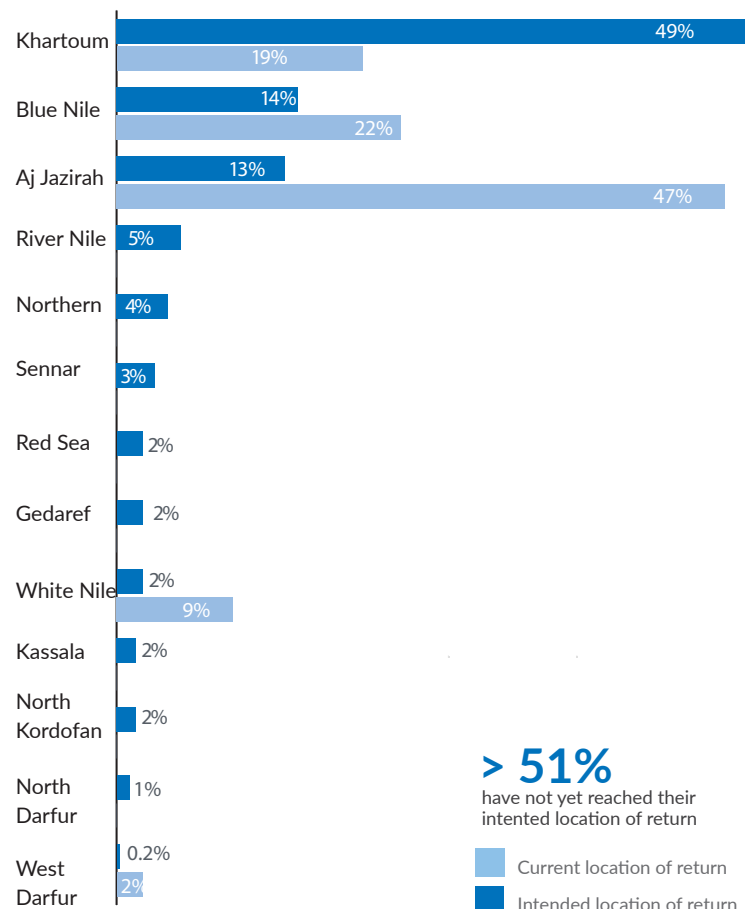
47%
 had applied for asylum
 in departing countries

65%
 reported protection risks
 in departing countries

63%
 reported long processing
 times at the border

26%
 reported family members
 were left behind

48%
 participated in economic
 activities prior to
 displacement

Intended state of return vs current location


> 51%
 have not yet reached their
 intended location of return

■ Current location of return
 ■ Intended location of return

Assistance and protection priorities by intended state of return

n= 3292

	Khartoum	Blue Nile	Aj Jazirah	River Nile	Northern	Sennar	Red Sea	Gedaref	White Nile	Other State
Priority assistance needs	1627	461	412	153	145	97	76	67	60	194
Financial	93%	58%	92%	91%	84%	96%	75%	85%	92%	94%
Food	71%	86%	74%	65%	74%	64%	70%	82%	69%	71%
Health	65%	66%	61%	67%	66%	64%	50%	58%	46%	65%
Water	59%	60%	57%	55%	53%	53%	55%	52%	54%	69%
Sanitation	45%	47%	38%	43%	29%	40%	35%	45%	46%	50%
NFI	35%	47%	31%	20%	26%	36%	25%	33%	31%	31%
Shelter	27%	59%	30%	28%	28%	22%	10%	21%	15%	36%
MHPSS	33%	16%	29%	39%	28%	40%	30%	33%	35%	43%
Connectivity	28%	5%	26%	19%	19%	27%	20%	27%	19%	18%
Protection priorities										
Girls and women	39%	34%	31%	32%	24%	40%	25%	27%	23%	40%
Children	21%	35%	21%	25%	14%	20%	10%	18%	27%	20%
Elderly	17%	17%	19%	25%	19%	18%	10%	24%	15%	18%
Family reunification	18%	16%	19%	7%	9%	9%	10%	9%	23%	31%
Documentation	9%	42%	10%	6%	10%	16%	0%	9%	8%	12%
Legal assistance	13%	17%	9%	16%	22%	13%	15%	27%	19%	19%
Persons with disabilities	10%	18%	12%	16%	12%	16%	5%	15%	8%	15%
Access to asylum	8%	12%	7%	10%	7%	13%	10%	6%	15%	7%
Information	5%	12%	7%	1%	7%	11%	0%	6%	4%	9%