



Household Overview

of Households arrived

9,068

of Households with at least one (1) vulnerable individual

1,644

% of Household with at least one (1) vulnerable individual

18.1%

Interview Date

1/1/2026

2/28/2026

State

All

County

All

Methodology

The profiling of new arrivals for vulnerability is a quick evaluation based on visible and/or self-acknowledged vulnerability and takes place at border crossing points. The profiling is intended to identify those individuals and households who require specific assistance during transit and at final destination. This profiling data collection by RRC-UNHCR-IOM started on 21 May 2023.

Disclaimer

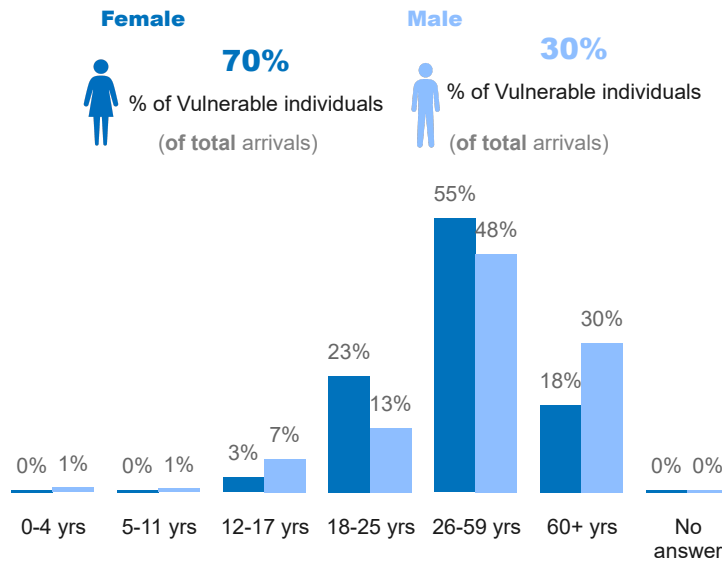
The number of identified vulnerable Households/ Individuals is only indicative, and it covers the borders where UNHCR, IOM and their partners currently have presence.

It is likely that more vulnerable Households are arriving than recorded by the profiling for vulnerable families' tool due to using unofficial border points and/or travelling at night.

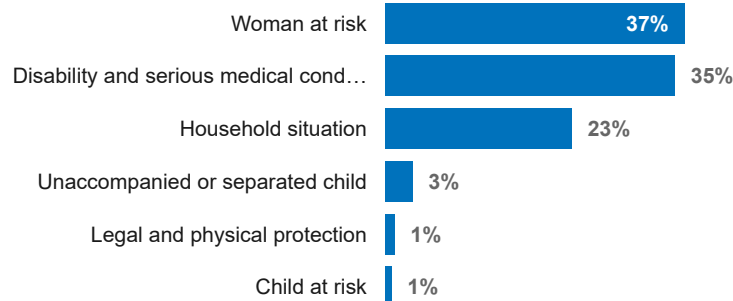
**** Numbers should not be interpreted as absolutely representative since, people won't always disclose their vulnerabilities (e.g., GBV)**

**** Numbers on the vulnerability are from the Vulnerability profiling tool, while numbers on the arrivals are from Flow monitoring tool**

Age & Sex breakdown



Vulnerability Breakdown



**** This graph shows percentage of vulnerable individuals per vulnerability type. Note: An individual can have more than one vulnerability.**

Individual Overview

Vulnerabilities

of Individuals arrived

** Since 21 May

31,350

of individuals with at least one (1) vulnerability

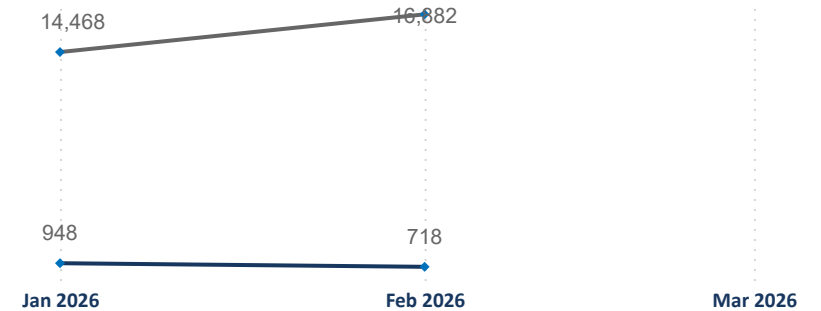
1,666

% of individuals with at least one (1) vulnerability

5.3%

Trend (Monthly)

◆ # of individual arrivals ◆ # of vulnerable individuals



Number of Household Profiled by Top Locations



New Arrivals

Refugee Tracking



UNHCR
The UN Refugee Agency



IOM
UN MIGRATION

Sudan Emergency Response Vulnerability Profiling of Families

New Arrivals

Refugee Tracking

Household Overview

of Households with at least one (1) individual with vulnerability

75,222

% of Households with at least one (1) vulnerable individual

23.0%

Individual Overview

of individuals with at least one (1) vulnerability

110,529

% of individuals with at least one (1) vulnerability

8.6%

State County

Overview Page

Vulnerabilities

Child at risk

Disability and serious medical condition

Household situation

Legal and physical protection

Unaccompanied and separated child

Woman at risk

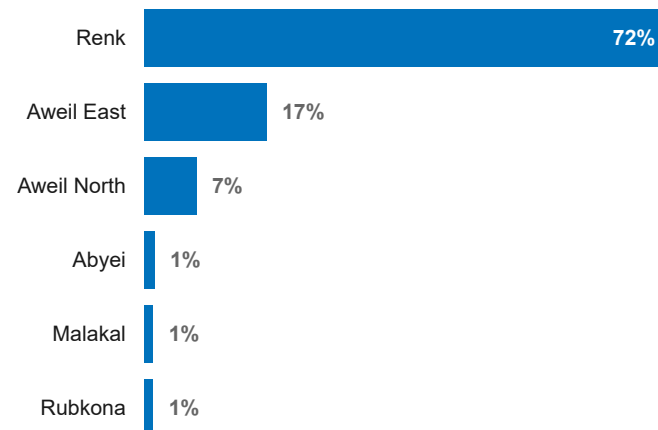
All vulnerabilities

The vulnerabilities include specific categories of individuals and households that can be considered to be at heightened risk, especially when several factors intersect depending on their capacities, needs, risks, and environment.

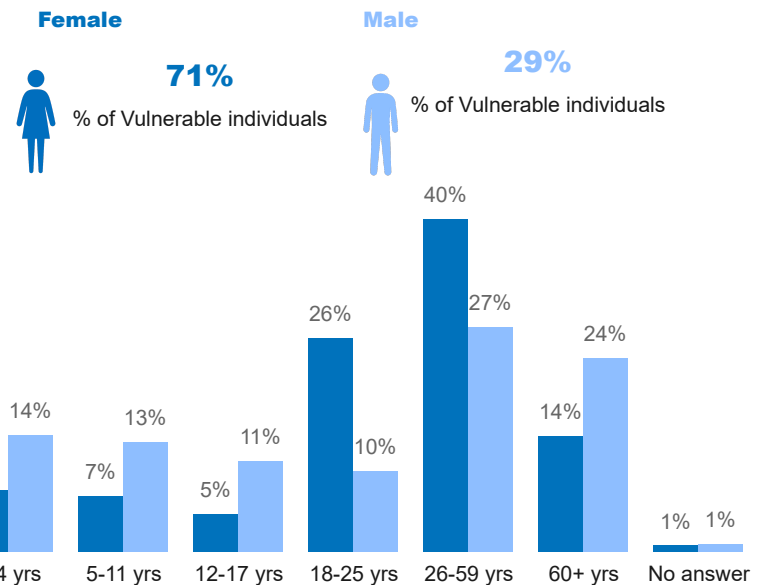
Sub-types of vulnerability

- Child at risk
- Disability and serious medical condition
- Household
- Legal and physical protection
- Unaccompanied or separated child
- Women at risk

Top 5 Locations of the profiling (County)



Age & Sex breakdown



All vulnerabilities - Trend (Monthly)

