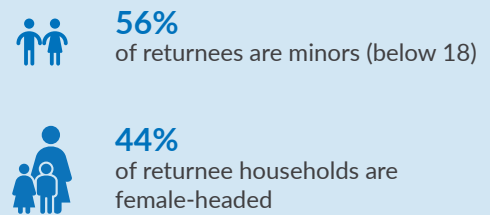
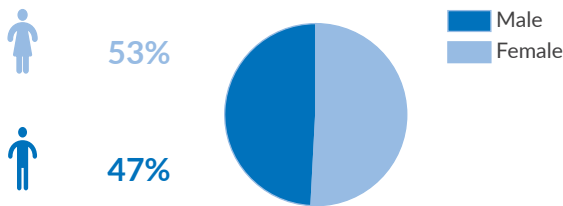


Context

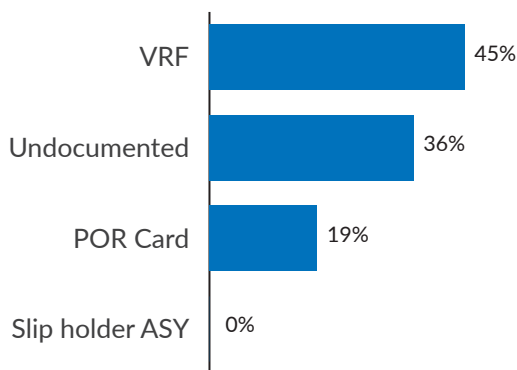
This infographic provides a weekly update on UNHCR-assisted Afghan nationals returning from Pakistan, Iran, Tajikistan and other countries. It details both voluntary repatriation as well as other returns. It categorizes the total numbers of returns by age, gender and documentation type, offering a clear demographic snapshot. Additionally, the infographic traces the flow of returnees from January to present, highlighting trends and changes over time. This visual representation serves as a vital tool for understanding the dynamics of Afghan nationals return, aiding stakeholders in making informed decisions and assessments regarding their integration and support.

Key figures

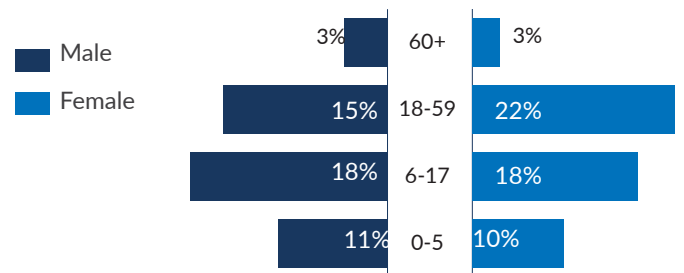
5,100 from 22 February - 28 February 2026



Assisted Returnees by documentation type



Assisted Returnees Demographics



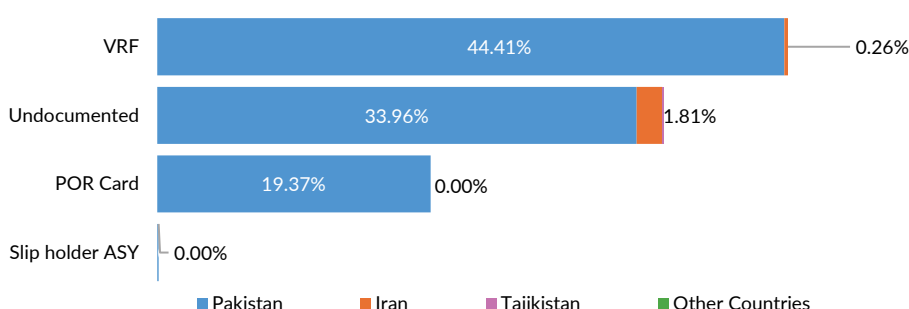
82% of the assisted are **women & children**

53% of the returnees are **women**

Gender breakdown of returnees assisted through CBI.

Return category	Male	Female	Total
POR Card	483	490	973
Undocumented	834	966	1,797
VRF	1,021	1,225	2,249
Slip holder ASY	3	2	5
Grand Total	2,341	2,683	5,024

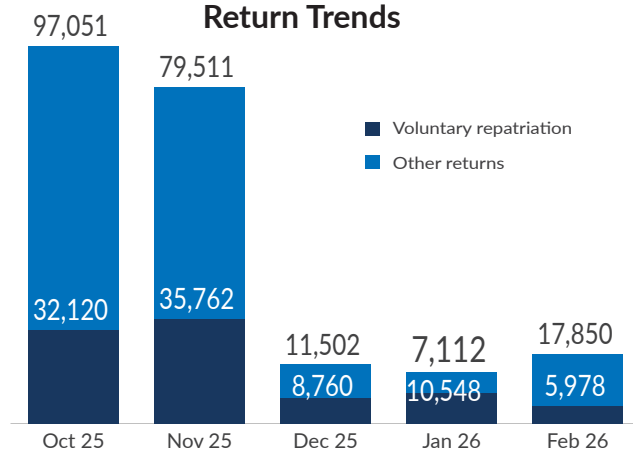
Returned by documentation and country of asylum



Assistance provided to returnees

Since 15 September 2023 : 830,847

Since 1 January 2026: 48,299

The assistance includes CBI, Transportation, Core Relief Items and Hot-Meals.

Return category by country of return

Return category	Pakistan	Iran	Tajikistan	Other	Total
POR Card	973	-	-	-	973
Undocumented	1,706	91	5	-	1,802
VRF	2,231	13	-	-	2,244
Slip holder ASY	5	-	-	-	5
Grand Total	4,915	104	5	-	5,024

Map of showing the intended district of return
