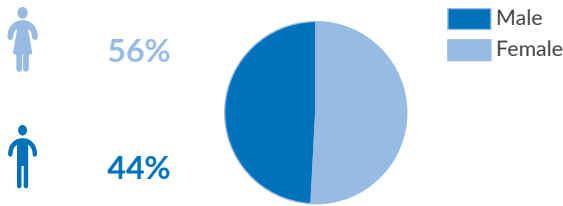


Context

This infographic provides a weekly update on UNHCR-assisted Afghan nationals returning from Pakistan, Iran, Tajikistan and other countries. It details both voluntary repatriation as well as other returns. It categorizes the total numbers of returns by age, gender and documentation type, offering a clear demographic snapshot. Additionally, the infographic traces the flow of returnees from January to present, highlighting trends and changes over time. This visual representation serves as a vital tool for understanding the dynamics of Afghan nationals return, aiding stakeholders in making informed decisions and assessments regarding their integration and support.

Key figures

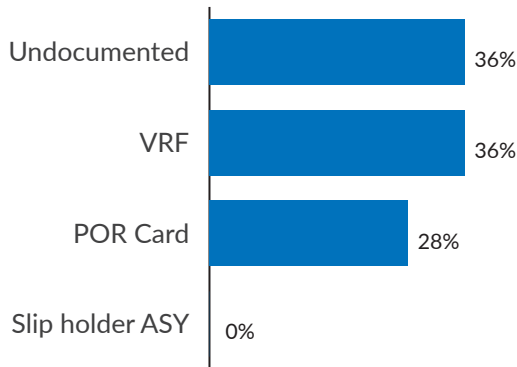
9,800 from 15 February - 21 February 2026



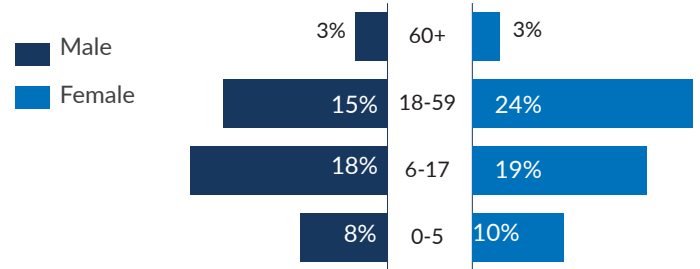
55% of returnees are minors (below 18)

51% of returnee households are female-headed

Assisted Returnees by documentation type



Assisted Returnees Demographics



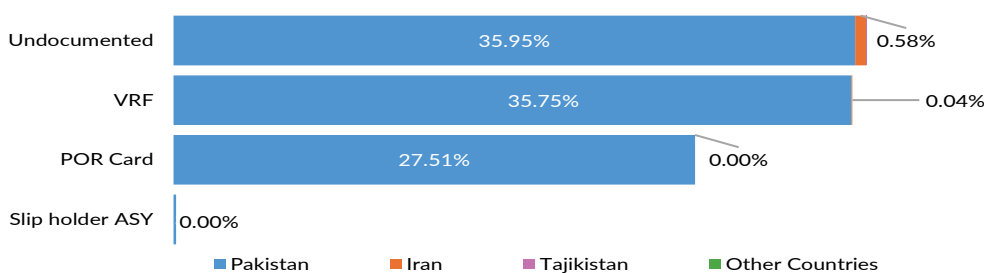
82% of the assisted are **women & children**

56% of the returnees are **women**

Gender breakdown of returnees assisted through CBI.

Return category	Male	Female	Total
POR Card	1,187	1,489	2,676
Undocumented	1,564	1,991	3,553
VRF	1,556	1,928	3,486
Slip holder ASY	5	8	13
Grand Total	4,312	5,416	9,728

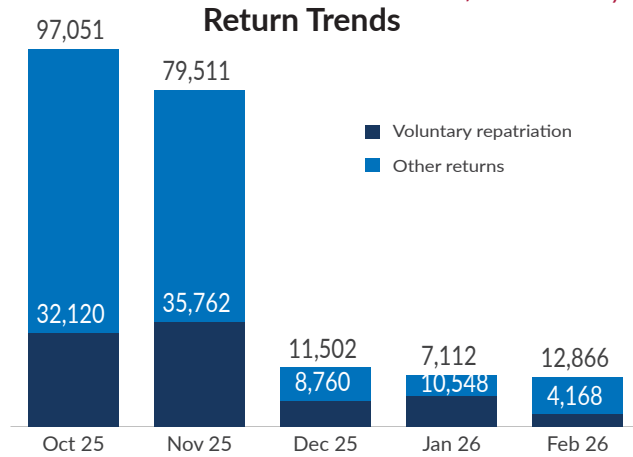
Returned by documentation and country of asylum



Assistance provided to returnees

Since 15 September 2023 : 825,832

Since 1 January 2026: 43,275

The assistance includes CBI, Transportation, Core Relief Items and Hot-Meals.

Return category by country of return

Return category	Pakistan	Iran	Tajikistan	Other	Total
POR Card	2,676	-	-	-	2,676
Undocumented	3,497	56	4	-	3,557
VRF	3,478	4	-	-	3,482
Slip holder ASY	13	-	-	-	13
Grand Total	9,664	60	4	-	9,728

Map of showing the intended district of return
