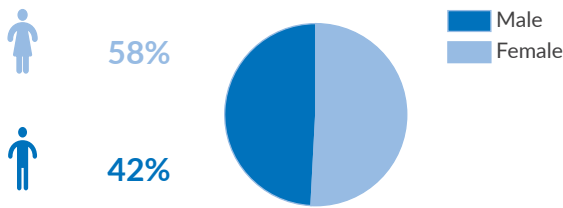


Context

This infographic provides a weekly update on UNHCR-assisted Afghan nationals returning from Pakistan, Iran, Tajikistan and other countries. It details both voluntary repatriation as well as other returns. It categorizes the total numbers of returns by age, gender and documentation type, offering a clear demographic snapshot. Additionally, the infographic traces the flow of returnees from January to present, highlighting trends and changes over time. This visual representation serves as a vital tool for understanding the dynamics of Afghan nationals return, aiding stakeholders in making informed decisions and assessments regarding their integration and support.

Key figures

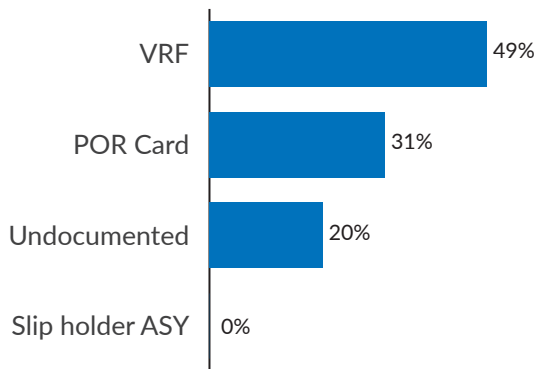
5,000 from 08 February - 14 February 2026



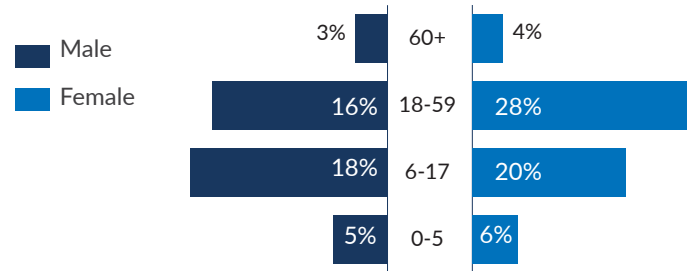
53% of returnees are minors (below 18)

64% of returnee households are female-headed

Assisted Returnees by documentation type



Assisted Returnees Demographics



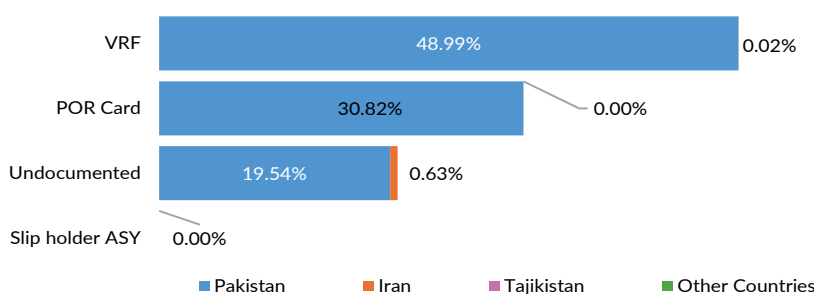
84% of the assisted are **women & children**

58% of the returnees are **women**

Gender breakdown of returnees assisted through CBI.

Return category	Male	Female	Total
POR Card	623	893	1,516
Undocumented	447	545	992
VRF	982	1,429	2,411
Slip holder ASY	-	-	-
Grand Total	2,052	2,867	4,919

Returned by documentation and country of asylum

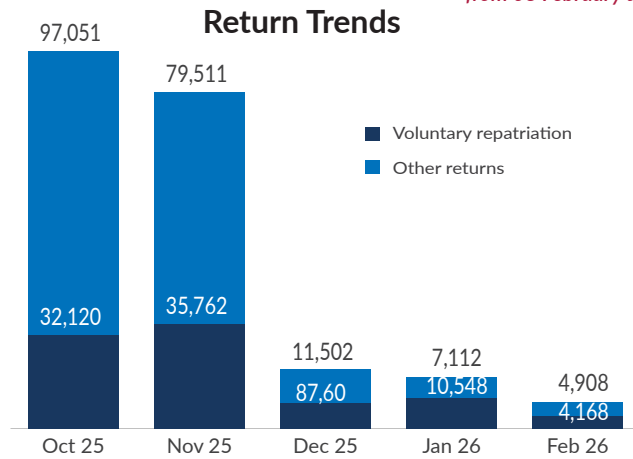


Assistance provided to returnees

Since 15 September 2023 : **816,095**

Since 1 January 2026: **33,547**

The assistance includes CBI, Transportation, Core Relief Items and Hot-Meals.



Return category by country of return

Return category	Pakistan	Iran	Tajikistan	Other	Total
POR Card	1,516	-	-	-	1,516
Undocumented	961	31	-	-	992
VRF	2,410	1	-	-	2,411
Slip holder ASY	-	-	-	-	-
Grand Total	4,887	32	-	-	4,919

Map of showing the intended district of return

