

# UNHCR-IOM FLASH UPDATE #80

## ARREST AND DETENTION FLOW MONITORING (15 September 2023 – 31 January 2026)

### INTRODUCTION

In response to the Ministry of Interior's (MoI) decision of 26 September 2023 to enact an "Illegal Foreigners' Repatriation Plan", UNHCR, the UN Refugee Agency and IOM, the UN Migration Agency, have collated their data on the arrest, detention, and deportation of Proof of Registration (PoR) holders, Afghan Citizen Card (ACC) holders, and undocumented Afghan nationals as well as on the outflows of Afghan nationals at the Torkham, Ghulam Khan, Chaman, Badini and Bahramcha border crossing points, to better understand the protection environment and movements of Afghan nationals returning to Afghanistan from Pakistan.

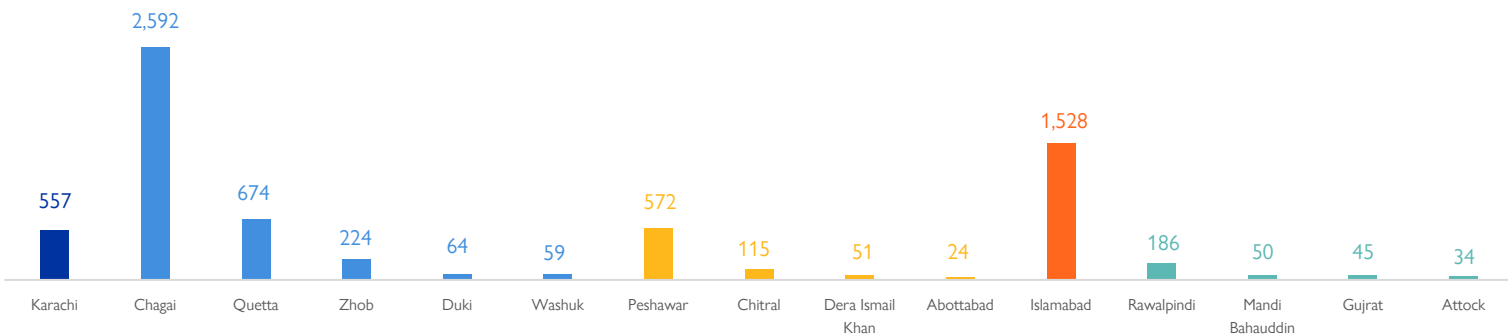
In 2025, the Government of Pakistan (GoP) issued several directives impacting Afghan nationals. In January, the GoP announced that Afghan nationals should relocate from Islamabad Capital Territory (ICT) and Rawalpindi, or else face deportation. In April, further announcements indicated the implementation of the second phase of the "IFRP", targeting ACC holders, in addition to undocumented Afghans. In July, the GoP issued a Statutory Regulation Order (SRO) directing the repatriation/deportation of PoR card holders following the expiry of PoR card validity on 30 June. The GoP later indicated a deadline of 1 September for PoR holders to leave Pakistan, before the start of the repatriation/deportation process. UNHCR issued a [press briefing](#) expressing concern regarding the decision and urging the GoP to exempt Afghans with international protection needs, as well as those with particular circumstances or vulnerabilities, from involuntary return.

### KEY FINDINGS AND LIMITATIONS

Prior to 2023, there was no data collected on the arrest and detention of ACC holders or undocumented Afghan nationals. Since January 2023, IOM has started to collect this data. The figures, particularly of undocumented Afghan nationals, should be considered underreported.

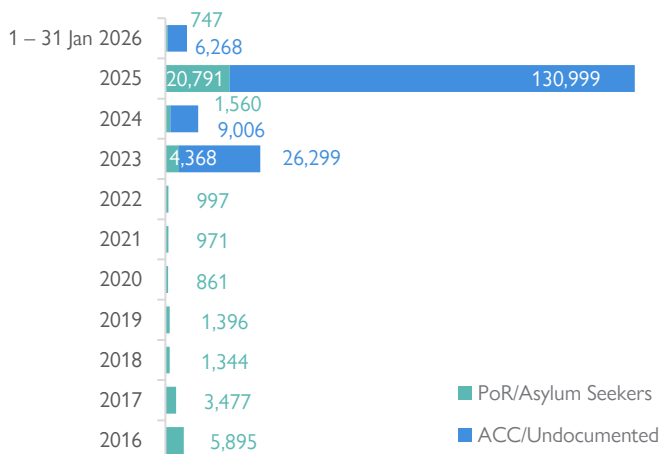
- During the reporting period (25 – 31 January), a total of 1,582 Afghan nationals were arrested and detained, marking a 6% decrease compared to the previous week.
- Out of all arrests and detentions during the reporting period (25 – 31 January), ACC holders and undocumented Afghans represented 95% of the total rate of arrest and detentions, and PoR holders represented 5%.
- During the reporting period (25 – 31 January), 36% of the total reported arrests and detentions took place in Balochistan, 33% in Islamabad Capital Territory, and 16% in Khyber Pakhtunkhwa.
- Across Pakistan, the top three districts for arrest and detention between 1 and 31 January 2026 are Chaghi (Balochistan), Islamabad (ICT), and Quetta (Balochistan).

### NO. OF ARRESTS – TOP 15 DISTRICTS (1 – 31 January 2026)

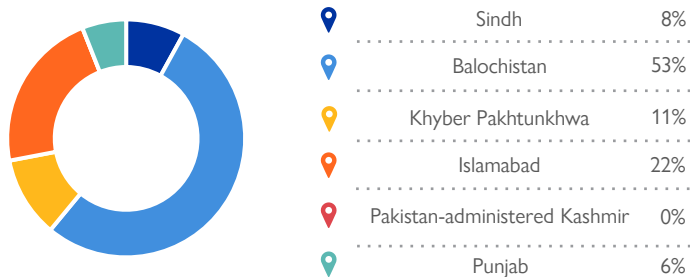


### MONTHLY ARRESTS AND DETENTION TRENDS 2024 – 2026 (PoR HOLDERS)

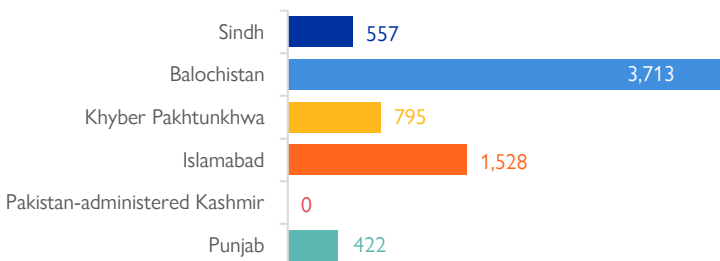
### ARREST AND DETENTION BY YEARS



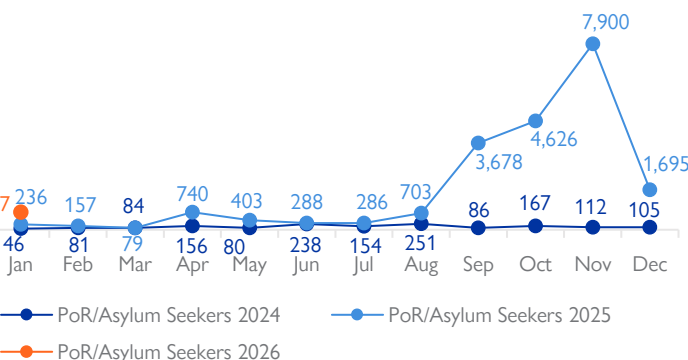
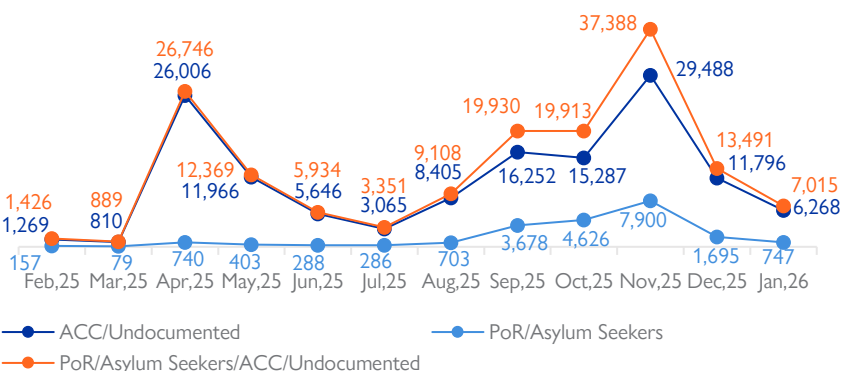
### % OF ARRESTS BY LOCATION (1 – 31 January 2026)



### NO. OF ARRESTS BY PROVINCE (1 – 31 January 2026)



### MONTHLY ARRESTS AND DETENTION ANALYSIS 2025 – 2026





IOM border monitor conducting an interview at Torkham border. [IOM Pakistan 2025]

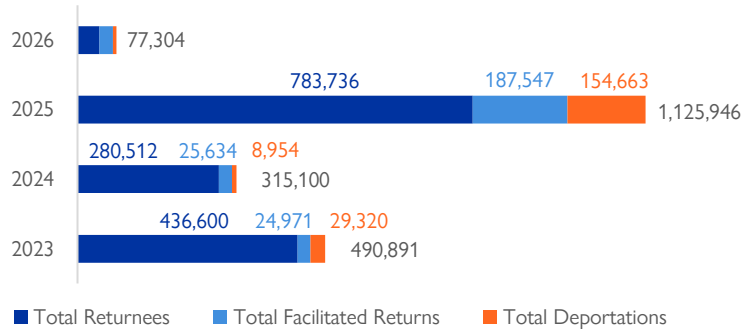
KEY FINDINGS

- Cumulatively, from 15 September 2023 to 31 January 2026, 2,009,241 individuals have returned.
- During the period 25 – 31 January 2026, UNHCR and IOM estimate 15,707 Afghans returned through the Torkham, Ghulam Khan (located in Khyber Pakhtunkhwa), Chaman, Badini and Bahramcha (located in Balochistan) border crossing points to Afghanistan.
- Between 25 – 31 January 2026, the number of returns decreased by 12% and deportations decreased by 8% — compared to the previous week of 18 – 24 January 2026 (17,870 returns including 1,666 deportations). During 25 – 31 January 2026, the figures reached 15,707 returns including 1,530 deportations. The decrease may be associated with short-term operational factors and seasonal trends, with return movements generally lower during the winter months.
- For the returns from 25 – 31 January 2026, most of the returnees were PoR (57%) followed by undocumented (30%) and ACC holders (13%). Majority of the POR returns were processed by UNHCR through the Voluntary Repatriation Centers (VRCs).
- For the deportees from 25 – 31 January 2026, most were undocumented (97%); followed by PoR holders (2%) and ACC holders (1%).
- Since 1 April 2025, 1,155,208 Afghan nationals returned, of which 158,439 (14%) were deported. During the period, fear of arrest remained the main reason for return among undocumented individuals and ACC holders (95%) while strict border entry requirements were the primary driver for PoR holders (53%).
- During the same time period, returnees were most likely to return from Quetta (22%), Haripur (11%) and Attock (10%) in Pakistan and intend to go to Nangarhar (25%), Kabul (18%) and Kunduz (16%) in Afghanistan.

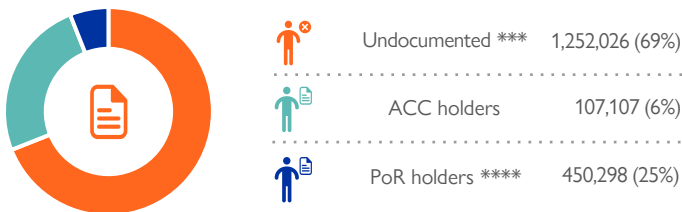
CUMULATIVE | 2023 – 2026

|   |  |  |  |
|---|--|--|--|
| <b>2,009,241 (100%)*</b><br>TOTAL NUMBER OF RETURNS | <b>1,544,341 (77%)</b><br>TOTAL RETURNEEES | <b>265,090 (13%)**</b><br>TOTAL FACILITATED PoR RETURNEEES | <b>199,810 (10%)</b><br>TOTAL DEPORTATIONS |
|---|--|--|--|

| Period               | Total Number of Returns | Total Returnees  | Total Facilitated Returnees | Total Deportees |
|----------------------|-------------------------|------------------|-----------------------------|-----------------|
| 15 Sep – 31 Dec 2023 | 490,891                 | 436,600          | 24,971                      | 29,320          |
| 1 Jan – 31 Dec 2024  | 315,100                 | 280,512          | 25,634                      | 8,954           |
| 1 Jan – 31 Dec 2025  | 1,125,946               | 783,736          | 187,547                     | 154,663         |
| 1 – 31 Jan 2026      | 77,304                  | 43,493           | 26,938                      | 6,873           |
| <b>Total</b>         | <b>2,009,241</b>        | <b>1,544,341</b> | <b>265,090</b>              | <b>199,810</b>  |



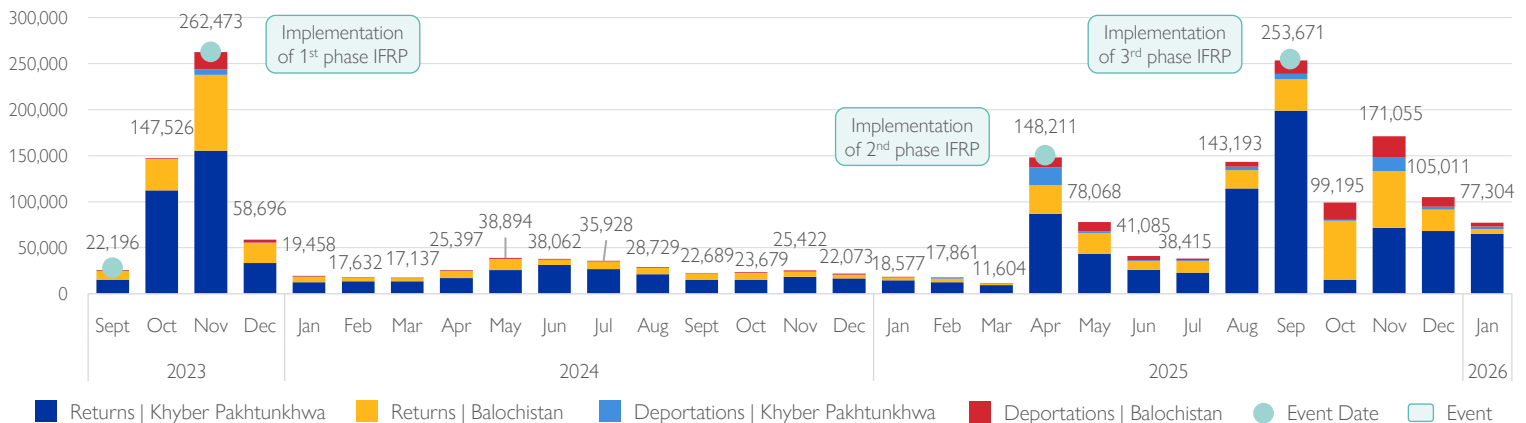
DOCUMENTATION – TOTAL NUMBER OF RETURNEEES (EXCLUDING DEPORTEES)



DOCUMENTATION – TOTAL DEPORTEES



TOTAL RETURNS AND DEPORTATIONS | 15 SEPTEMBER 2023 – 31 JANUARY 2026

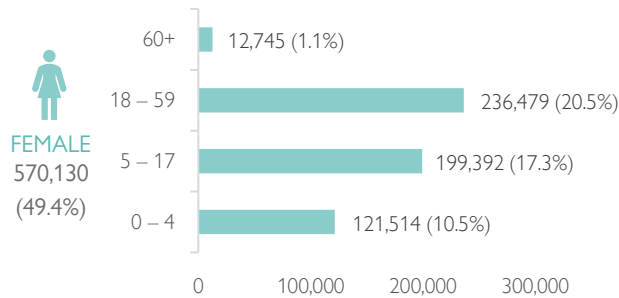
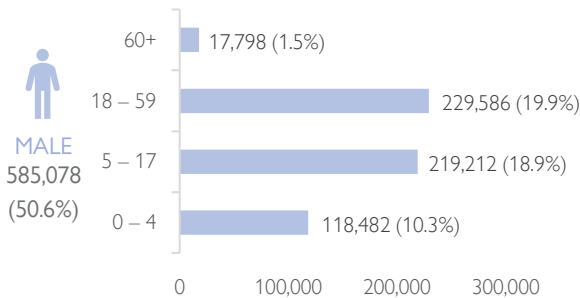


\* This number includes returnees who received post-arrival assistance by the IOM-led Border Consortium in Afghanistan at Torkham and Spin Boldak border crossing points.  
 \*\* The number refers to facilitated PoR returns through VRCs who crossed the border during the reporting period.  
 \*\*\* Includes 50,358 Afghans who were registered with UNHCR.  
 \*\*\*\* Refers to all groups of undocumented Afghans, including of holders of expired PoR cards who did not renew their PoR cards during the latest verification exercise conducted by the GoP in 2021 (DRIVE).  
 \*\*\*\*\* This figure refers to PoR holders based on interviews conducted with returnees in Afghanistan.

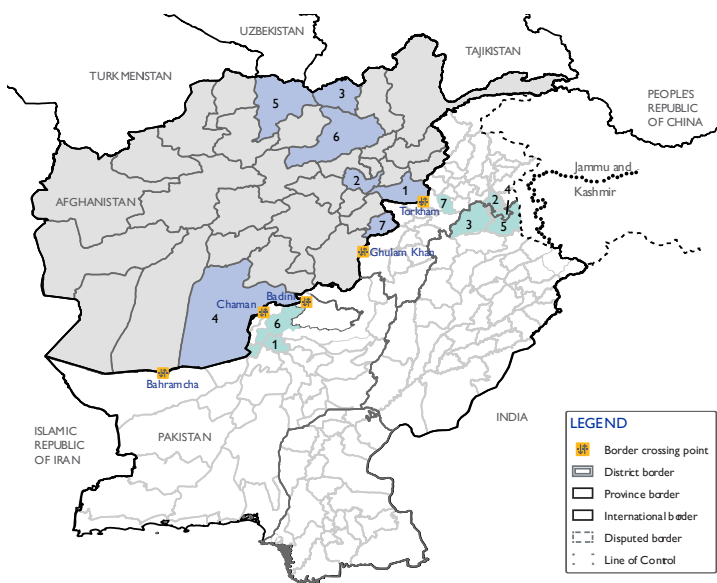
ARREST AND DETENTION | FLOW MONITORING (1 April – 31 January 2026)

## AGE AND GENDER\*\*\*\*\*

**1,155,208**  
TOTAL NUMBER OF RETURNS SINCE 1 APRIL 2025



## DISTRICT OF ORIGIN IN PAKISTAN AND PROVINCE OF DESTINATION IN AFGHANISTAN\*\*\*\*\*



### DISTRICT OF ORIGIN (TOP 7)

|               |     |
|---------------|-----|
| 1. Quetta     | 22% |
| 2. Haripur    | 11% |
| 3. Attock     | 10% |
| 4. Islamabad  | 8%  |
| 5. Rawalpindi | 8%  |
| 6. Pishin     | 6%  |
| 7. Peshawar   | 5%  |

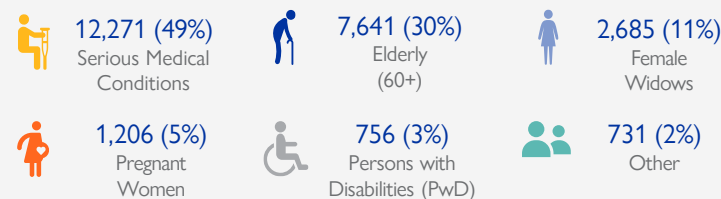
### PROVINCE OF DESTINATION (TOP 7)

|              |     |
|--------------|-----|
| 1. Nangarhar | 25% |
| 2. Kabul     | 18% |
| 3. Kunduz    | 16% |
| 4. Kandahar  | 9%  |
| 5. Balkh     | 8%  |
| 6. Baghlan   | 8%  |
| 7. Khost     | 5%  |

This section only applies to ACC holders and undocumented Afghans

### TYPE OF VULNERABILITY

(Expressed as a percentage of the total numbers of vulnerable persons)



### TOP 5 REASONS FOR LEAVING PAKISTAN

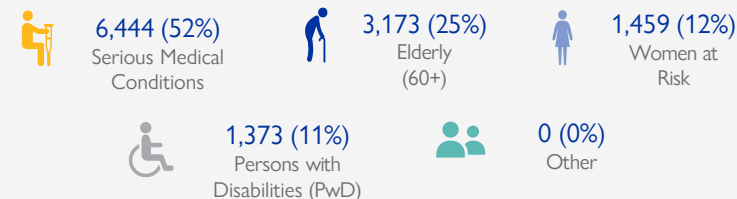
(Multiple answers can exceed 100%, N = 43,681)



This section only applies to PoR holders

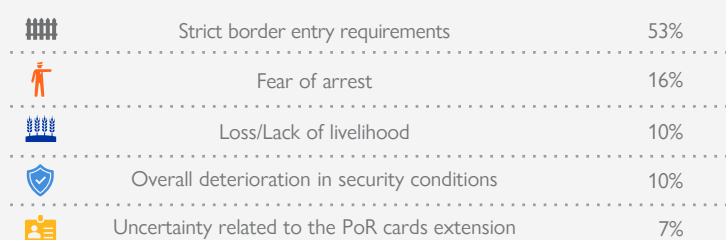
### TYPE OF VULNERABILITY

(Expressed as a percentage of the total numbers of vulnerable persons)



### TOP 5 REASONS FOR LEAVING PAKISTAN

(Multiple answers can exceed 100%, N = 3,662)



\*\*\*\*\* The figures shown in this visual are based on gender and age aggregated figures from UNHCR and IOM, which were available for 47 per cent (542,856 individuals) of the total returns and then applied to the total return figure since 1 April 2025. For the remaining 53 per cent, no age/gender disaggregated data is available.

\*\*\*\*\* Disclaimer: Dotted line represents approximately the line of control in Jammu and Kashmir agreed upon by India and Pakistan. The final status of Jammu and Kashmir has not yet been agreed upon by the parties. The designations employed and the presentation of material on this map do not imply the expression of any opinion whatsoever on the part of IOM or United Nations concerning the legal status of any country, territory, city or area or of its authorities, or concerning the delimitation of its frontiers or boundaries. This document was produced jointly by IOM and UNHCR. The opinions expressed in the report are those of the authors and do not necessarily reflect the views of IOM or UNHCR. The designations employed and the presentation of material throughout the report do not imply the expression of any opinion whatsoever concerning the legal status of any country, territory, city or area, or of its authorities, or concerning its frontiers or boundaries.