



# UNHCR-IOM FLASH UPDATE #78

## ARREST AND DETENTION FLOW MONITORING (15 September 2023 – 17 January 2026)

### INTRODUCTION

In response to the Ministry of Interior's (MoI) decision of 26 September 2023 to enact an "Illegal Foreigners' Repatriation Plan", UNHCR, the UN Refugee Agency and IOM, the UN Migration Agency, have collated their data on the arrest, detention, and deportation of Proof of Registration (PoR) holders, Afghan Citizen Card (ACC) holders, and undocumented Afghan nationals as well as on the outflows of Afghan nationals at the Torkham, Ghulam Khan, Chaman, Badini and Bahramcha border crossing points, to better understand the protection environment and movements of Afghan nationals returning to Afghanistan from Pakistan.

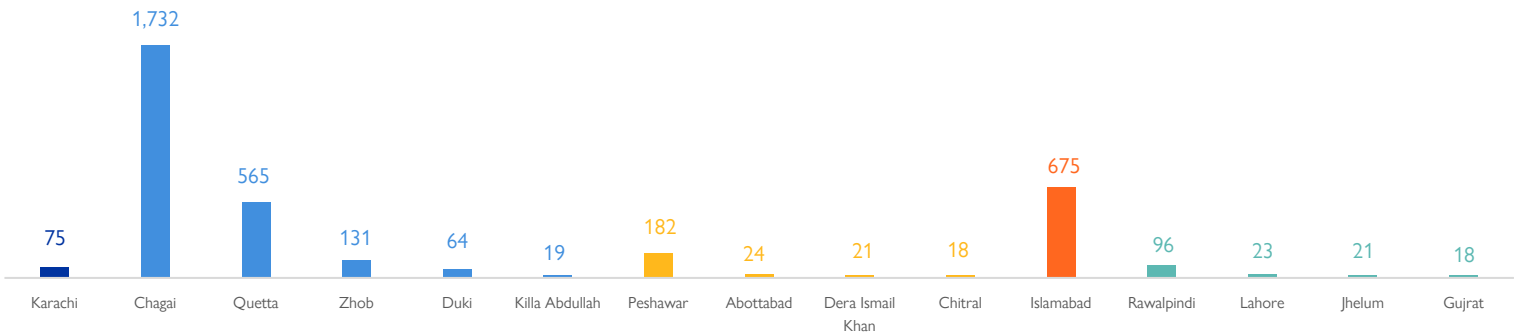
In 2025, the Government of Pakistan (GoP) issued several directives impacting Afghan nationals. In January, the GoP announced that Afghan nationals should relocate from Islamabad Capital Territory (ICT) and Rawalpindi, or else face deportation. In April, further announcements indicated the implementation of the second phase of the "IFRP", targeting ACC holders, in addition to undocumented Afghans. In July, the GoP issued a Statutory Regulation Order (SRO) directing the repatriation/deportation of PoR card holders following the expiry of PoR card validity on 30 June. The GoP later indicated a deadline of 1 September for PoR holders to leave Pakistan, before the start of the repatriation/deportation process. UNHCR issued a [press briefing](#) expressing concern regarding the decision and urging the GoP to exempt Afghans with international protection needs, as well as those with particular circumstances or vulnerabilities, from involuntary return.

### KEY FINDINGS AND LIMITATIONS

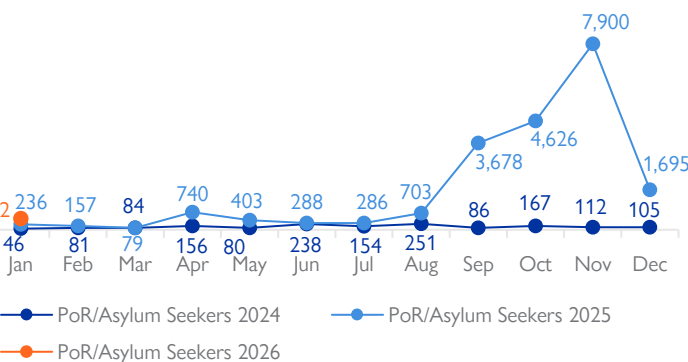
Prior to 2023, there was no data collected on the arrest and detention of ACC holders or undocumented Afghan nationals. Since January 2023, IOM has started to collect this data. The figures, particularly of undocumented Afghan nationals, should be considered underreported.

- During the reporting period (11 – 17 January), a total of 1,548 Afghan nationals were arrested and detained, marking a 10% decrease compared to the previous week.
- Out of all arrests and detentions during the reporting period (11 – 17 January), ACC holders and undocumented Afghans represented 87% of the total rate of arrest and detentions, and PoR holders represented 13%.
- During the reporting period (11 – 17 January), 68% of the total reported arrests and detentions took place in Balochistan, and 16% in Islamabad Capital Territory.
- Across Pakistan, the top three districts for arrest and detention between 1 and 17 January 2026 are Chaghi (Balochistan), Islamabad (ICT), and Quetta (Balochistan).

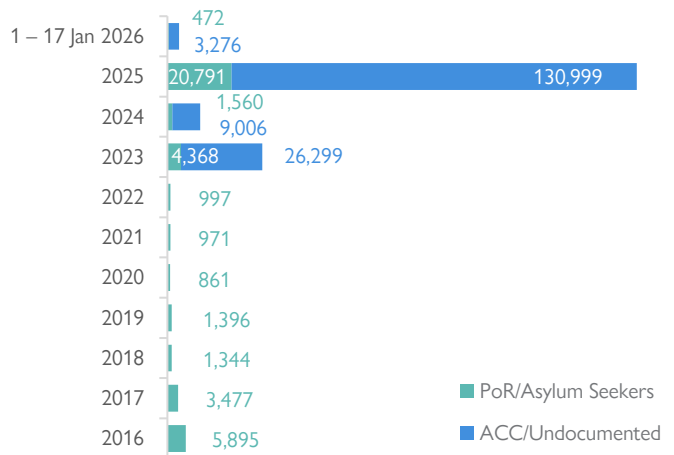
### NO. OF ARRESTS – TOP 15 DISTRICTS (1 – 17 January 2026)



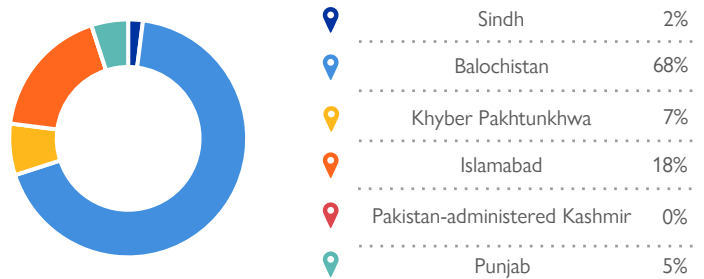
### MONTHLY ARRESTS AND DETENTION TRENDS 2024 – 2026 (PoR HOLDERS)



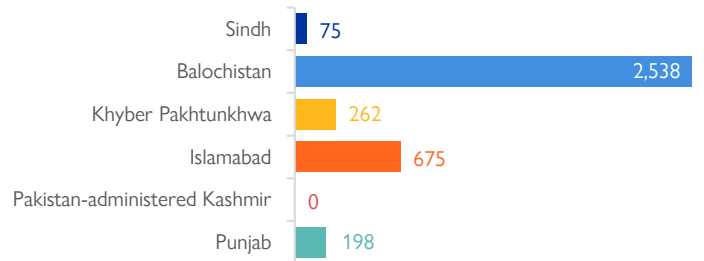
### ARREST AND DETENTION BY YEARS



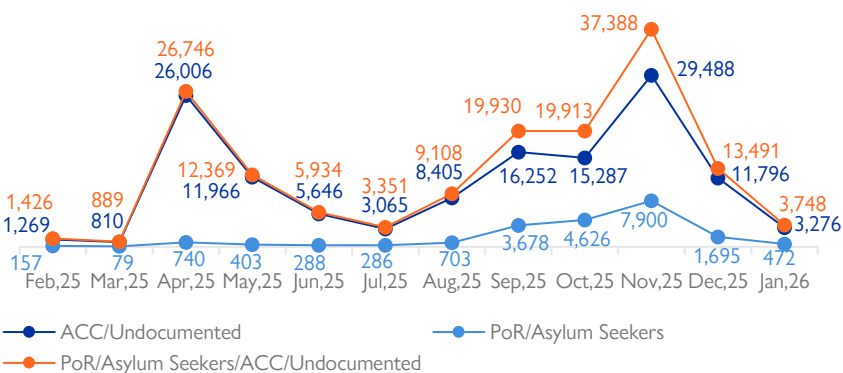
### % OF ARRESTS BY LOCATION (1 – 17 January 2026)



### NO. OF ARRESTS BY PROVINCE (1 – 17 January 2026)



### MONTHLY ARRESTS AND DETENTION ANALYSIS 2025 – 2026



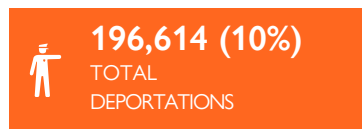
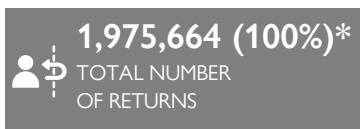


IOM border monitor conducting an interview at Torkham border. [IOM Pakistan 2025]

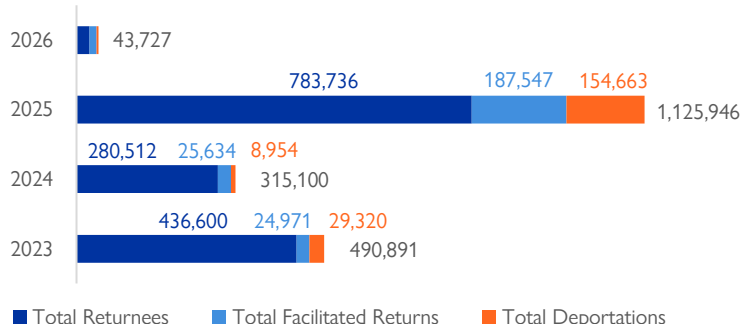
### KEY FINDINGS

- Cumulatively, from 15 September 2023 to 17 January 2026, 1,975,664 individuals have returned.
- During the period 11 – 17 January 2026, UNHCR and IOM estimate 17,970 Afghans returned through the Torkham, Ghulam Khan (located in Khyber Pakhtunkhwa), Chaman, Badini and Bahramcha (located in Balochistan) border crossing points to Afghanistan.
- Between 11 – 17 January 2026, the number of returns and deportations decreased by 9% and 14% respectively — compared to the previous week of 4 – 10 January 2026 (19,666 returns including 1,718 deportations). During 11 – 17 January 2026, the figures reached 17,970 returns including 1,485 deportations. The decrease may be associated with short-term operational and seasonal factors observed during the reporting period.
- For the returns from 11 – 17 January 2026, most of the returnees were PoR (60%) followed by undocumented (30%) and ACC holders (10%). Majority of the PoR returns include those processed by UNHCR through the Voluntary Repatriation Centers (VRCs).
- For the deportees from 11 – 17 January 2026, most were undocumented (88%); followed by PoR holders (8%) and ACC holders (4%).
- Since 1 April 2025, 1,121,631 Afghan nationals returned, of which 155,243 (14%) were deported. During the period, fear of arrest remained the main reason for return among undocumented individuals and ACC holders (95%) while strict border entry requirements were the primary driver for PoR holders (53%).
- During the same time period, returnees were most likely to return from Quetta (22%), Attock (10%) and Haripur (10%) in Pakistan and intend to go to Nangarhar (24%), Kabul (18%) and Kunduz (17%) in Afghanistan.

### CUMULATIVE | 2023 – 2026



Period	Total Number of Returns	Total Returnees	Total Facilitated Returnees	Total Deportees
15 Sep – 31 Dec 2023	490,891	436,600	24,971	29,320
1 Jan – 31 Dec 2024	315,100	280,512	25,634	8,954
1 Jan – 31 Dec 2025	1,125,946	783,736	187,547	154,663
1 – 17 Jan 2026	43,727	25,958	14,092	3,677
<b>Total</b>	<b>1,975,664</b>	<b>1,526,806</b>	<b>252,244</b>	<b>196,614</b>



### DOCUMENTATION – TOTAL NUMBER OF RETURNEEES (EXCLUDING DEPORTEES)

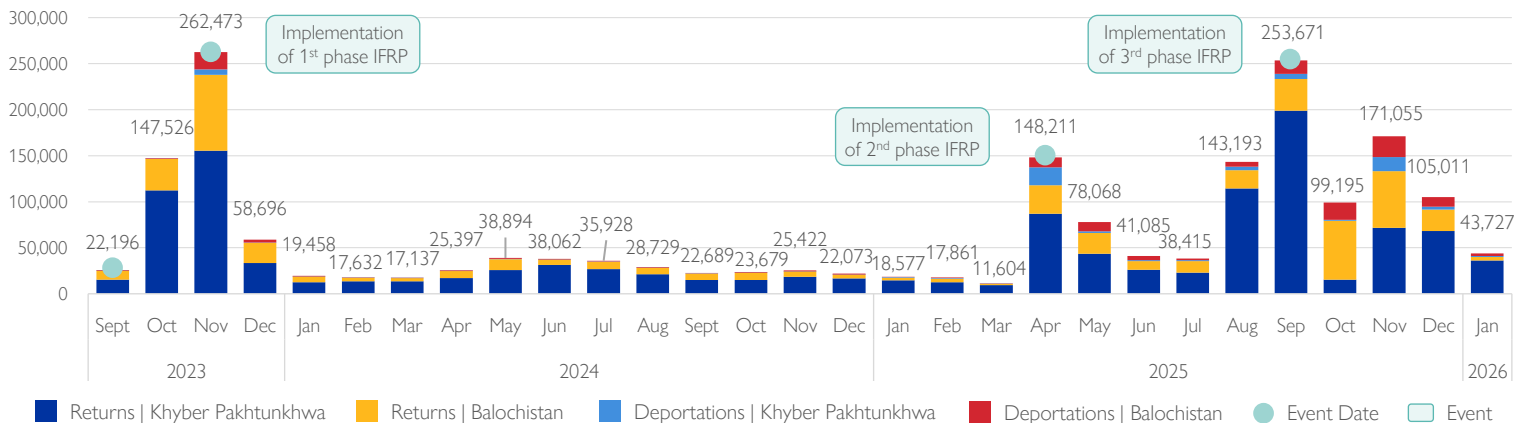


Undocumented ***	1,242,410 (70%)
ACC holders	103,392 (6%)
PoR holders ****	433,248 (24%)

### DOCUMENTATION – TOTAL DEPORTEES

ACC/Undocumented (15 Sep 2023 – 31 Mar 2025)	39,333
Undocumented (1 Apr 2025 – 17 Jan 2026)	124,589
ACC holders (1 Apr 2025 – 17 Jan 2026)	17,789
PoR holders ***** (15 Sep 2023 – 17 Jan 2026)	14,903

### TOTAL RETURNS AND DEPORTATIONS | 15 SEPTEMBER 2023 – 17 JANUARY 2026

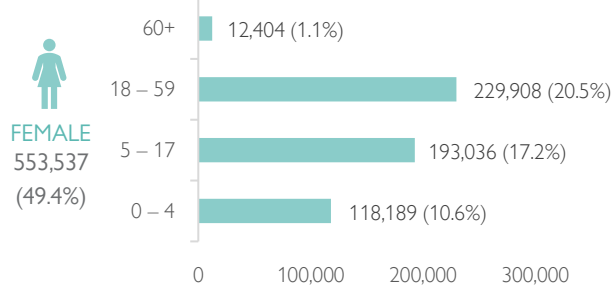
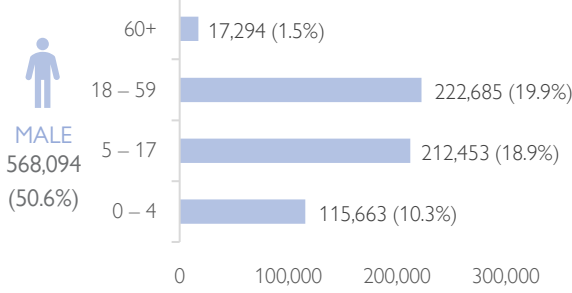


\* This number includes returnees who received post-arrival assistance by the IOM-led Border Consortium in Afghanistan at Torkham and Spin Boldak border crossing points.  
 \*\* The number refers to facilitated PoR returns through VRCs who crossed the border during the reporting period.  
 \*\*\* Includes 50,345 Afghans who were registered with UNHCR.  
 \*\*\*\* Refers to all groups of undocumented Afghans, including of holders of expired PoR cards who did not renew their PoR cards during the latest verification exercise conducted by the GoP in 2021 (DRIVE).  
 \*\*\*\*\* This figure refers to PoR holders based on interviews conducted with returnees in Afghanistan.

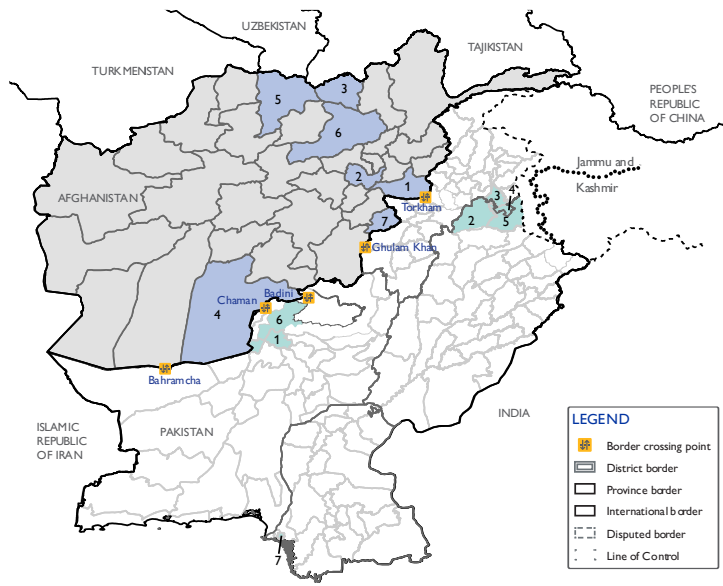
ARREST AND DETENTION | FLOW MONITORING (1 April – 17 January 2026)

AGE AND GENDER\*\*\*\*\*

**1,121,631**  
TOTAL NUMBER OF RETURNS SINCE 1 APRIL 2025



DISTRICT OF ORIGIN IN PAKISTAN AND PROVINCE OF DESTINATION IN AFGHANISTAN\*\*\*\*\*



DISTRICT OF ORIGIN (TOP 7)

1. Quetta	22%
2. Attock	10%
3. Haripur	10%
4. Islamabad	8%
5. Rawalpindi	8%
6. Pishin	7%
7. Karachi East	5%

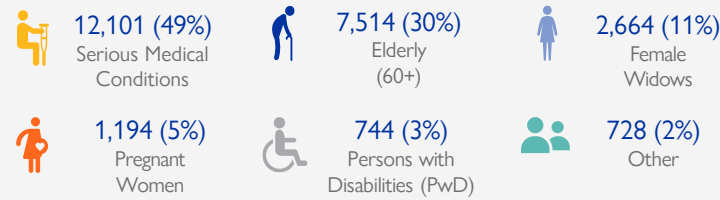
PROVINCE OF DESTINATION (TOP 7)

1. Nangarhar	24%
2. Kabul	18%
3. Kunduz	17%
4. Kandahar	9%
5. Balkh	9%
6. Baghlan	8%
7. Khost	5%

This section only applies to ACC holders and undocumented Afghans

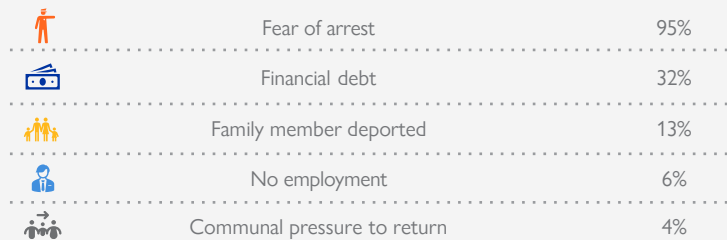
TYPE OF VULNERABILITY

(Expressed as a percentage of the total numbers of vulnerable persons)



TOP 5 REASONS FOR LEAVING PAKISTAN

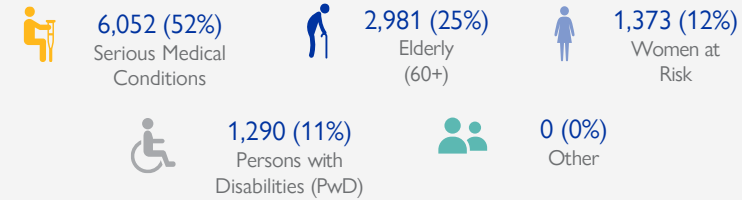
(Multiple answers can exceed 100%, N = 42,458)



This section only applies to PoR holders

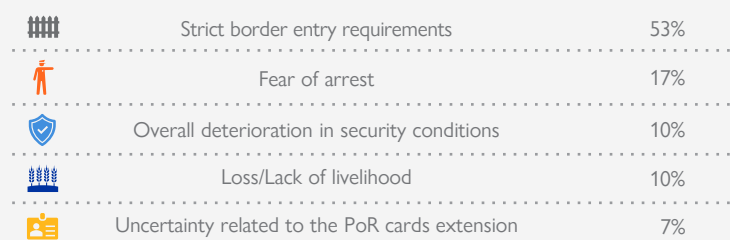
TYPE OF VULNERABILITY

(Expressed as a percentage of the total numbers of vulnerable persons)



TOP 5 REASONS FOR LEAVING PAKISTAN

(Multiple answers can exceed 100%, N = 3,658)



\*\*\*\*\* The figures shown in this visual are based on gender and age aggregated figures from UNHCR and IOM, which were available for 47 per cent (523,158 individuals) of the total returns and then applied to the total return figure since 1 April 2025. For the remaining 53 per cent, no age/gender disaggregated data is available.

\*\*\*\*\* Disclaimer: Dotted line represents approximately the line of control in Jammu and Kashmir agreed upon by India and Pakistan. The final status of Jammu and Kashmir has not yet been agreed upon by the parties. The designations employed and the presentation of material on this map do not imply the expression of any opinion whatsoever on the part of IOM or United Nations concerning the legal status of any country, territory, city or area or of its authorities, or concerning the delimitation of its frontiers or boundaries. This document was produced jointly by IOM and UNHCR. The opinions expressed in the report are those of the authors and do not necessarily reflect the views of IOM or UNHCR. The designations employed and the presentation of material throughout the report do not imply the expression of any opinion whatsoever concerning the legal status of any country, territory, city or area, or of its authorities, or concerning its frontiers or boundaries.