

In November 2025, approx 146,000 new internal displacements were monitored by the UNHCR-led Protection and Solutions Monitoring Network (PSMN). Major drivers included, **drought** (103,657 - 71%) and **conflict & insecurity** (37,160 - 26%).

Overall, in November 2025, PSMN recorded the highest number of displacements in Sanaag region. These displacements (50,600 arrival displacements in Ceerigaabo, and 34,144 departure displacements in Ceel Afweyn districts) were caused by drought, the single highest cause for displacements in the month of November.

People we work with and for

IDPs	3,500,000
Asylum Seekers	25,518
Refugees	20,834
Refugee Returnees	833

*Estimated internally displaced persons as of March 2024 (Source: Somalia UN IDP - WG)

46,352
Refugees & Asylum-Seekers

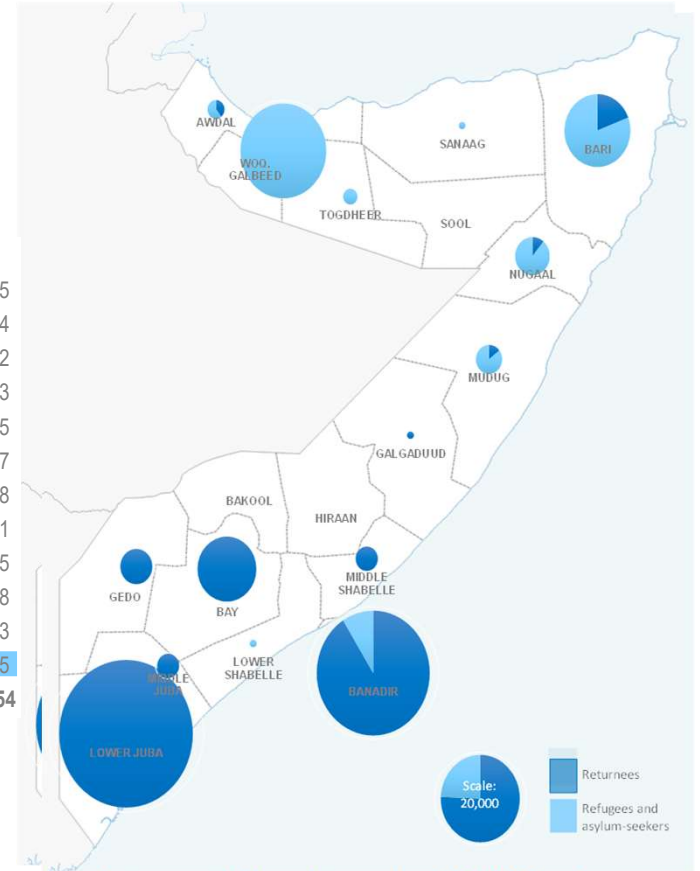
At the end of November 2025, a total of 46,068 refugees and asylum-seekers are registered in Somalia, mainly from **Ethiopia (30,132 asylum seekers and refugees), Yemen (13,376 refugees)**. The remaining 2,842 registered are from other countries.

833
Refugee Returnees (Since 2025)

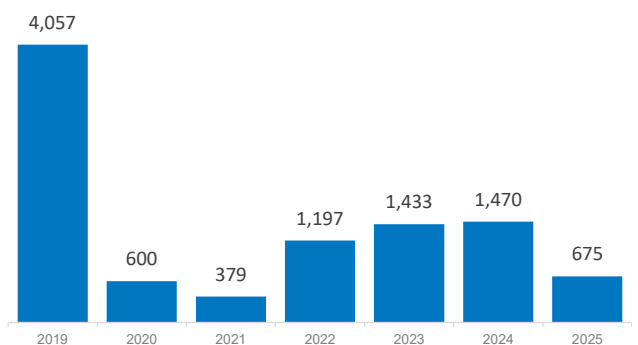
Data presented in this report relates to returnees arriving in Somalia as of November 2025.

Since December 2014, a Total of **141,673** have returned in Somalia, UNHCR has supported **97,293** Somali refugees to return to Somalia. Additionally, a total of **44,380** Somalis were monitored as arriving spontaneously.

Returnees, refugee and asylum seekers map



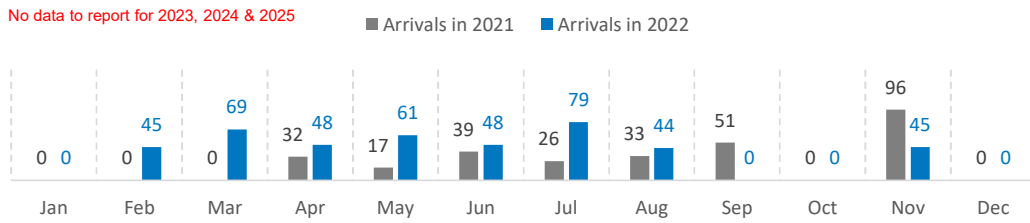
Number of returnees (with assistance from UNHCR) by Year



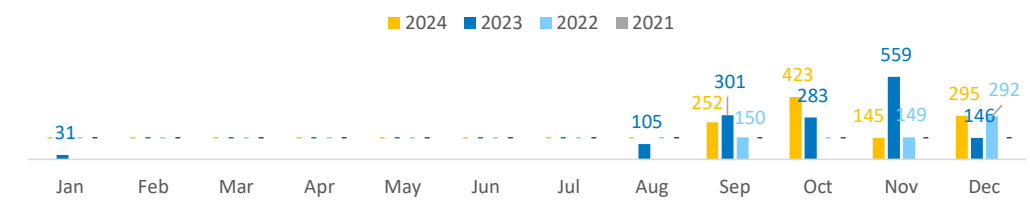
Region	Ethiopia	Yemen	Other
Woq. Galbeed	14,243	7,416	1,910
Bari	9,206	1,922	142
Nugaal	3,147	260	24
Mudug	1,774	83	45
Togdheer	409	202	68
Sanaag	127	20	7
Awdal	335	211	26
Banadir	12	3,092	607
Sool	-	-	-
Middle Shabelle	-	-	-
Lower Shabelle	9	146	12
Other	870	24	1
TOTAL	30,132	13,376	2,842

Region	Kenya	Yemen	Other
Banadir	15,879	21,215	1,075
Bari	12	2,671	34
Bay	9,705	1,418	22
Galgaduud	15	142	3
Gedo	2,922	361	45
Awdal	-	375	17
Lower Juba	54,844	2,195	128
Middle Juba	1,539	18	1
Middle Shabelle	798	780	25
Mudug	10	312	18
Nugaal	13	414	23
Other	167	23,617	93,245
TOTAL	85,904	53,515	2,254

Somali returnees from Kenya by month



Assisted spontaneous returnees from Yemen by month

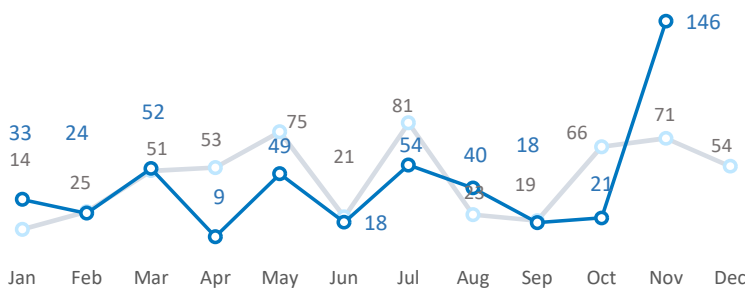


Somalia Internal DISPLACEMENT

Displacements monitored by UNHCR Protection and Solutions Monitoring Network (PSMN)

Monthly internal displacement (2024 - 2025)
(in thousands)

Year	People
2024	553,000
2025	463,000



2025 displacement reasons

Conflict/Insecurity	227,000
Drought	150,000
Flood	46,000
Total	463,000

2025 top Departure regions

Sanaag	73,000
Bari	71,000
Middle Shabelle	66,000
Gedo	50,000
Lower Juba	48,944
Hiraan	39,126
Banadir	35,381
Mudug	31,378
Total(approx.)	463,000

November 2025 displacement reasons

Drought	104,000
Conflict/Insecurity	37,000
Other	5,000
Total	146,000

November 2025 top Departure regions

Sanaag	55,000
Bari	26,000
Lower Juba	25,000
Mudug	22,000
Togdheer	4,908
Gedo	2,763
Sool	2,260
Bay	1,967
Other	(6,102)
Total	146,000

[Somalia: Global Focus](#) - [Somalia: Information sharing portal](#) - [UNHCR Somalia](#) - [@UNHCRSom](#) - [Facebook: UNHCR Somalia](#) - [Somalia internal displacement](#)

UNHCR is grateful for the generous contributions of donors who have directly contributed to the UNHCR Somalia operation in 2025

