



ARREST AND DETENTION FLOW MONITORING (15 September 2023 – 8 November 2025)

INTRODUCTION

In response to the Ministry of Interior's (MoI) decision of 26 September 2023 to enact an "Illegal Foreigners' Repatriation Plan", UNHCR, the UN Refugee Agency and IOM, the UN Migration Agency, have collated their data on the arrest, detention, and deportation of Proof of Registration (PoR) holders, Afghan Citizen Card (ACC) holders, and undocumented Afghan nationals as well as on the outflows of Afghan nationals at the Torkham, Ghulam Khan, Chaman, Badini and Bahramcha border crossing points, to better understand the protection environment and movements of Afghan nationals returning to Afghanistan from Pakistan.

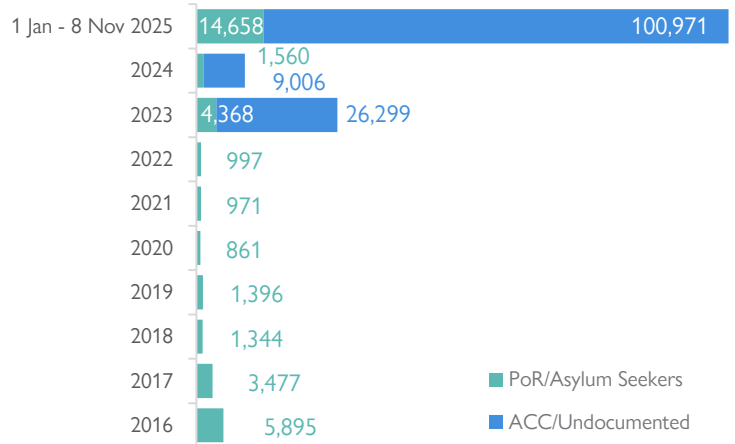
In 2025, the Government of Pakistan (GoP) issued several directives impacting Afghan nationals. In January, the GoP announced that Afghan nationals should relocate from Islamabad Capital Territory (ICT) and Rawalpindi, or else face deportation. In April, further announcements indicated the implementation of the second phase of the "IFRP", targeting ACC holders, in addition to undocumented Afghans. In July, the GoP issued a Statutory Regulation Order (SRO) directing the repatriation/deportation of PoR card holders following the expiry of PoR card validity on 30 June. The GoP later indicated a deadline of 1 September for PoR holders to leave Pakistan, before the start of the repatriation/deportation process. UNHCR issued a [press briefing](#) expressing concern regarding the decision and urging the GoP to exempt Afghans with international protection needs, as well as those with particular circumstances or vulnerabilities, from involuntary return.

KEY FINDINGS AND LIMITATIONS

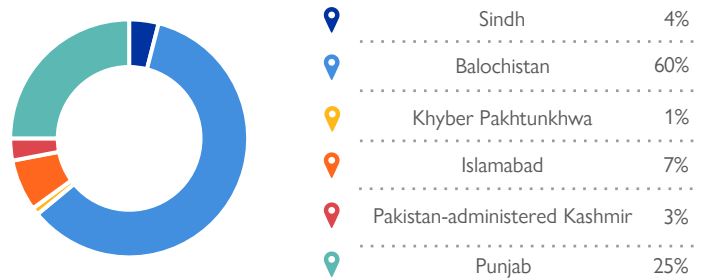
Prior to 2023, there was no data collected on the arrest and detention of ACC holders or undocumented Afghan nationals. Since January 2023, IOM has started to collect this data. The figures, particularly of undocumented Afghan nationals, should be considered underreported.

- During the reporting period (2 – 8 November), a total of 13,380 Afghan nationals were arrested and detained, marking a 72% increase compared to the previous week.*
- Out of all arrests and detentions during the reporting period (2 – 8 November), ACC holders and undocumented Afghans represented 76% of the total rate of arrest and detentions, and PoR holders represented 24%.
- During the reporting period (2 – 8 November), 41% of the total reported arrests and detentions took place in Balochistan, and 43% took place in Punjab.
- Across Pakistan, the top three districts for arrest and detention between 1 January and 8 November 2025 remain Chaghi (Balochistan), Attock (Punjab), and Quetta (Balochistan).

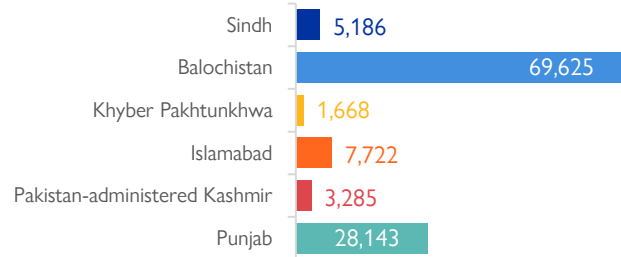
ARREST AND DETENTION BY YEARS



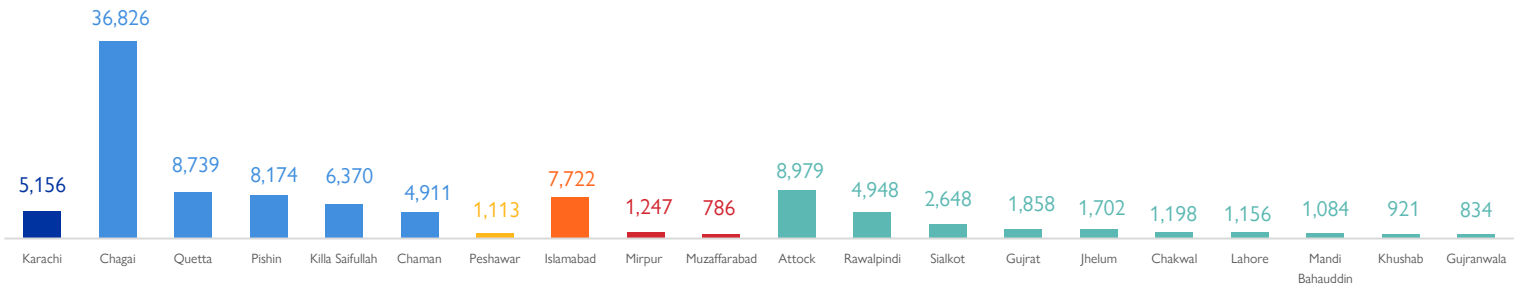
% OF ARRESTS BY LOCATION (1 January – 8 November 2025)



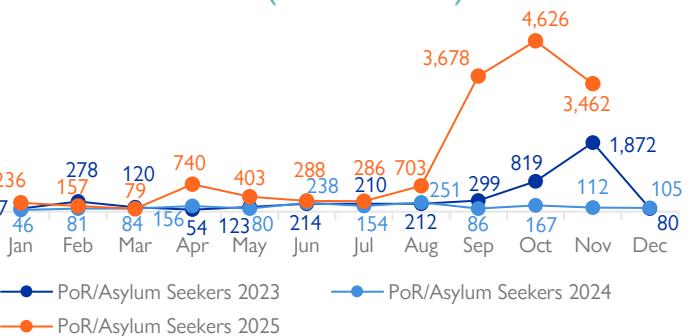
NO. OF ARRESTS BY PROVINCE (1 January – 8 November 2025)



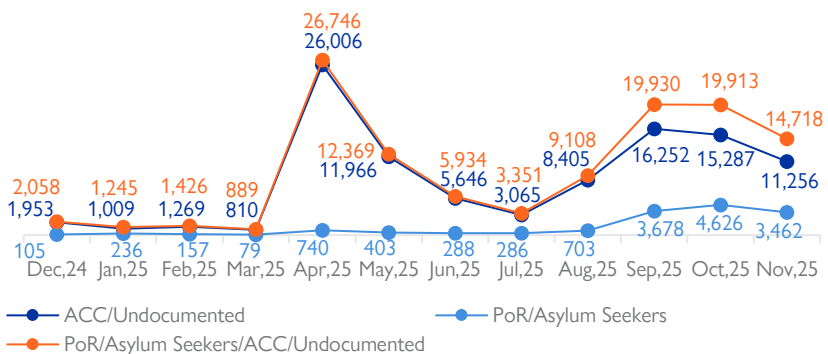
NO. OF ARRESTS – TOP 20 DISTRICTS (1 January – 8 November 2025)



MONTHLY ARRESTS AND DETENTION TRENDS 2023 – 2025 (PoR HOLDERS)



MONTHLY ARRESTS AND DETENTION ANALYSIS 2024 – 2025



* With limited access of IOM, UNHCR, and their partners to holding/transit site facilities, the methodology for arrest and detention data relies, in part, on deportation figures. The consistent increase in the reported rate of arrests over the past few weeks can therefore be explained by the gradual re-opening of border crossing points, and resumption of deportations for Afghans who had previously been arrested and detained.

ARREST AND DETENTION FLOW MONITORING (15 September 2023 – 8 November 2025)



IOM border monitor conducting an interview at Chaman border. [IOM Pakistan 2025]

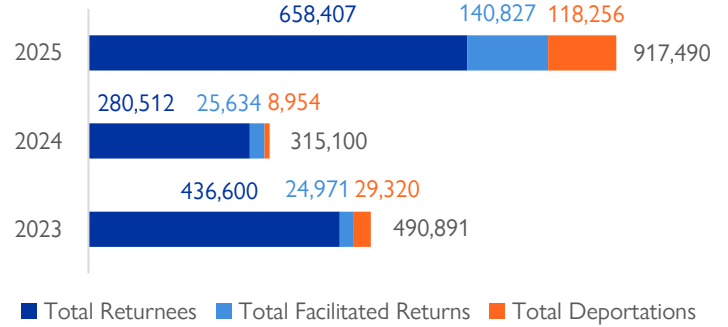
KEY FINDINGS

- Cumulatively, from 15 September 2023 to 8 November 2025, 1,723,481 individuals have returned. During the period 2 – 8 November 2025, UNHCR and IOM estimate 55,768 Afghans returned through the Torkham, Ghulam Khan (located in Khyber Pakhtunkhwa), Chaman, Badini and Bahramcha (located in Balochistan) border crossing points to Afghanistan.
- Between 2 – 8 November 2025, the number of returns and deportations rose by 49% and 75% respectively — compared to the previous week of 26 October – 1 November (37,448 returns including 7,733 deportations). During 2 – 8 November, the figures reached 55,768 returns, including 13,548 deportations. The increase in returns is attributed to the reopening of the Torkham border on 1 November, which allowed more returnees to cross into Afghanistan. However, overall numbers during this reporting period still remain more moderate compared to the peaks observed in late August and September.
- For the returns from 2 – 8 November 2025, most of the returnees were PoR holders (48%) followed by undocumented (43%) and ACC holders (9%). Majority of the POR returns include those facilitated by UNHCR through the Voluntary Repatriation Centers (VRCs).
- For the deportees from 2 – 8 November 2025, most were undocumented (84%); followed by PoR holders (13%) and ACC holders (3%).
- Since 1 April 2025, 869,448 Afghan nationals returned, of which 115,159 (13%) were deported. During the period, fear of arrest remained the main reason for return among undocumented individuals and ACC holders (93%) as well as PoR holders (47%).
- During the same time period, returnees were most likely to return from Quetta (20%); Attock (13%) and Islamabad (9%) in Pakistan and intend to go to Kunduz (19%), Nangarhar (18%) and Kabul (17%) in Afghanistan.

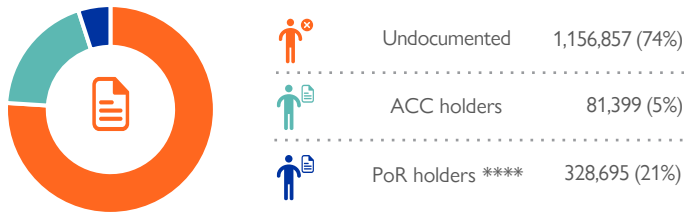
CUMULATIVE – 2023, 2024 AND 2025

1,723,481 (100%)** TOTAL NUMBER OF RETURNS	1,375,519 (80%) TOTAL RETURNEEES	191,432 (11%)* TOTAL FACILITATED PoR RETURNEEES	156,530 (9%) TOTAL DEPORTATIONS
--	--	---	---

Period	Total Number of Returns	Total Returnees	Total Facilitated Returnees	Total Deportees
15 Sep – 31 Dec 2023	490,891	436,600	24,971	29,320
1 Jan – 31 Dec 2024	315,100	280,512	25,634	8,954
1 Jan – 8 Nov 2025	917,490	658,407	140,827	118,256
Total	1,723,481	1,375,519	191,432	156,530



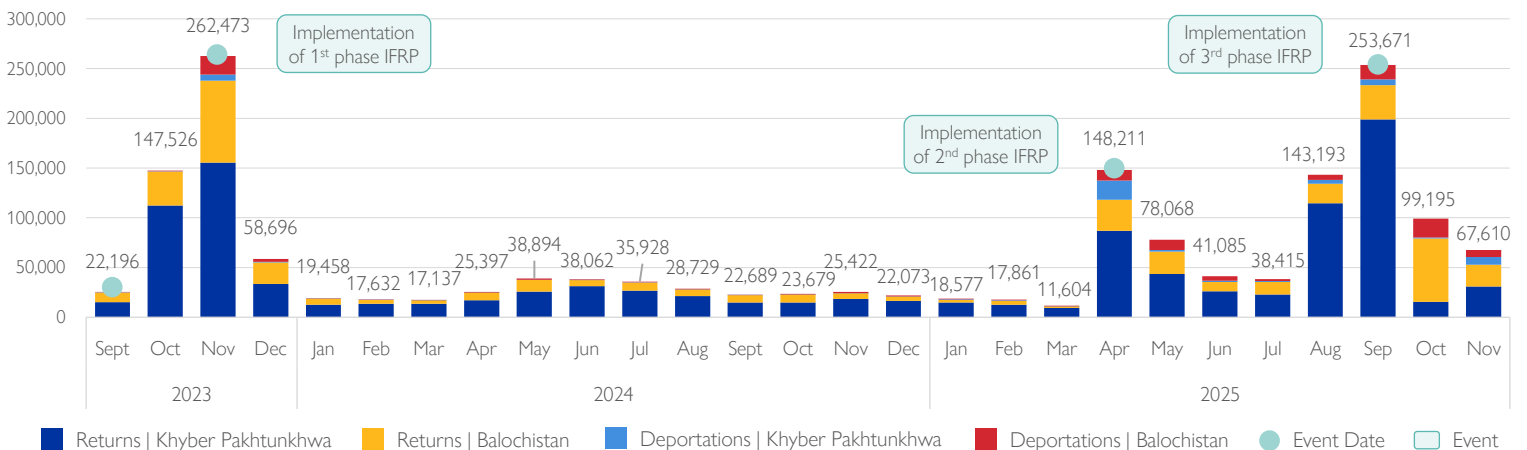
DOCUMENTATION – TOTAL NUMBER OF RETURNEEES (EXCLUDING DEPORTEES)



DOCUMENTATION – TOTAL DEPORTEES



TOTAL RETURNS AND DEPORTATIONS | 15 SEPTEMBER 2023 – 8 NOVEMBER 2025



** This number includes returnees who received post-arrival assistance by the IOM-led Border Consortium in Afghanistan at Torkham and Spin Boldak border crossing points.

*** The number refers to facilitated PoR returns through VRCs who crossed the border during the reporting period.

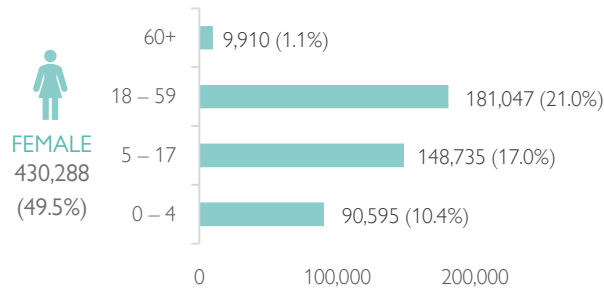
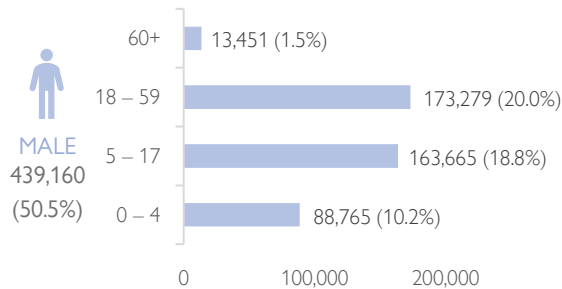
**** Refers to all groups of undocumented Afghans, including of holders of expired PoR cards who did not renew their PoR cards during the latest verification exercise conducted by the GoP in 2021 (DRIVE).

***** This figure refers to PoR holders based on interviews conducted with returnees in Afghanistan.

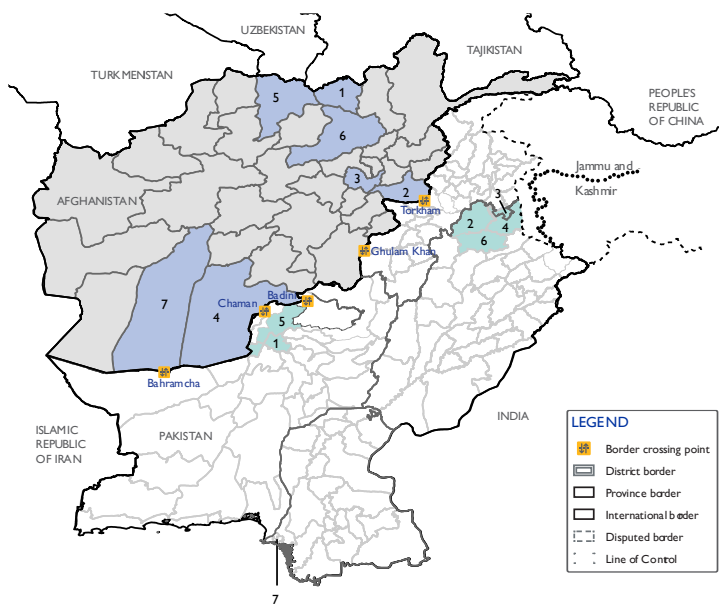
ARREST AND DETENTION | FLOW MONITORING (1 April – 8 November 2025)

AGE AND GENDER*****

869,448
TOTAL NUMBER OF RETURNS SINCE 1 APRIL 2025



DISTRICT OF ORIGIN IN PAKISTAN AND PROVINCE OF DESTINATION IN AFGHANISTAN*****



DISTRICT OF ORIGIN (TOP 7)

1. Quetta	20%
2. Attock	13%
3. Islamabad	9%
4. Rawalpindi	9%
5. Pishin	8%
6. Chakwal	6%
7. Karachi Central	4%

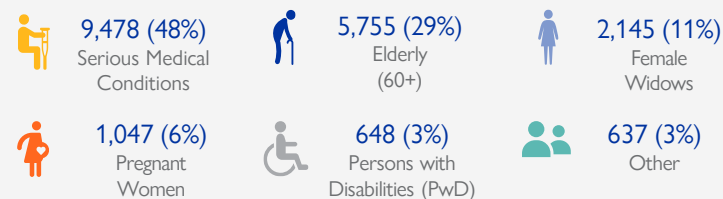
PROVINCE OF DESTINATION (TOP 7)

1. Kunduz	19%
2. Nangarhar	18%
3. Kabul	17%
4. Kandahar	10%
5. Balkh	9%
6. Baghlan	9%
7. Hilmand	3%

This section only applies to ACC holders and undocumented Afghans

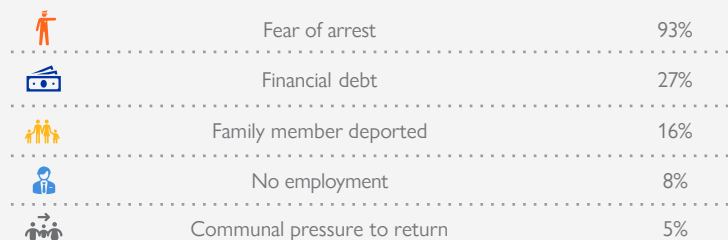
TYPE OF VULNERABILITY

(Expressed as a percentage of the total numbers of vulnerable persons)



TOP 5 REASONS FOR LEAVING PAKISTAN

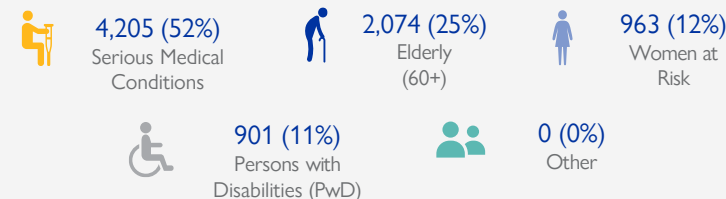
(Multiple answers can exceed 100%, N = 31,526)



This section only applies to PoR holders

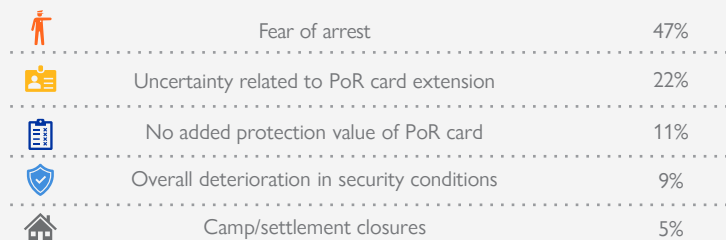
TYPE OF VULNERABILITY

(Expressed as a percentage of the total numbers of vulnerable persons)



TOP 5 REASONS FOR LEAVING PAKISTAN

(Multiple answers can exceed 100%, N = 3,336)



***** The figures shown in this visual are based on gender and age aggregated figures from UNHCR and IOM, which were available for 44 per cent (381,895 individuals) of the total returns and then applied to the total return figure since 1 April 2025. For the remaining 56 per cent, no age/gender disaggregated data is available.

***** Disclaimer: Dotted line represents approximately the line of control in Jammu and Kashmir agreed upon by India and Pakistan. The final status of Jammu and Kashmir has not yet been agreed upon by the parties. The designations employed and the presentation of material on this map do not imply the expression of any opinion whatsoever on the part of IOM or United Nations concerning the legal status of any country, territory, city or area or of its authorities, or concerning the delimitation of its frontiers or boundaries. This document was produced jointly by IOM and UNHCR. The opinions expressed in the report are those of the authors and do not necessarily reflect the views of IOM or UNHCR. The designations employed and the presentation of material throughout the report do not imply the expression of any opinion whatsoever concerning the legal status of any country, territory, city or area, or of its authorities, or concerning its frontiers or boundaries.