REPUBLIQUE CENTRAFRICAINE

Situation générale du rapatriement volontaire des réfugiés centrafricains

Année 2017 - 2025

CHIFFRES CLÉS

69 850 Personnes rapatriées volontairement depuis 2017 à ce jour

20 342 Ménages

917 Personnes avec handicap

14 109 Femmes

12 930 Hommes

20 361 Filles

20 664 Garçons

1 786 Personnes Agées

COMPOSITION PAR TRANCHE D'ÂGE ET SEXE

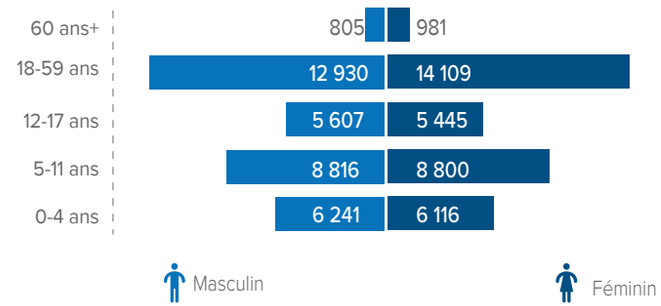

ZONES CONCERNÉES PAR LE RETOUR EN RCA

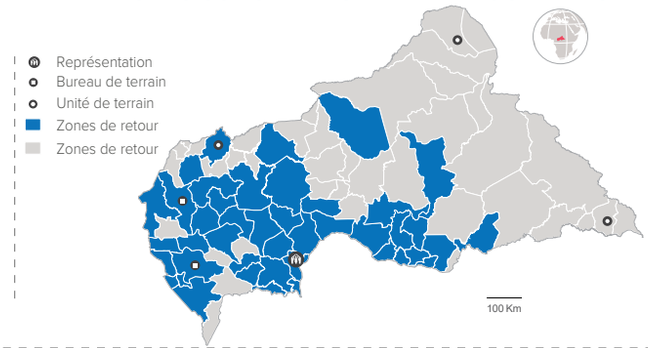

PAYS DE PROVENANCE PAR ANNÉE

ANNÉE 2017-2020 (21 419)

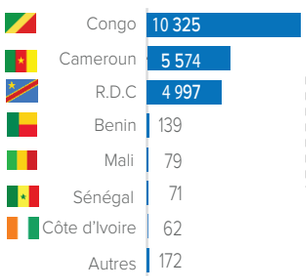

ANNÉE 2021 (5 629)

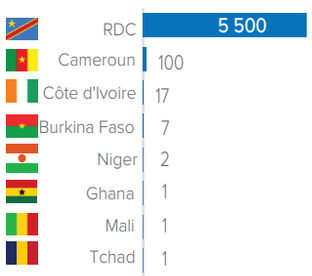

ANNÉE 2022 (5 612)

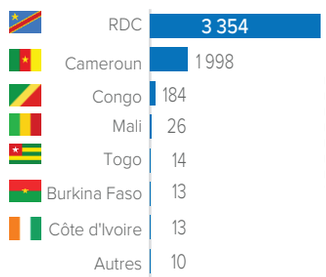

ANNÉE 2023 (4 031)

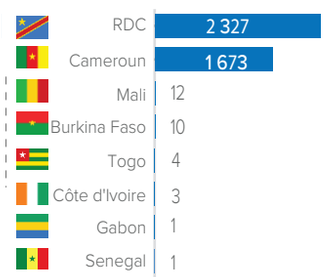

ANNÉE 2024 (16 265)

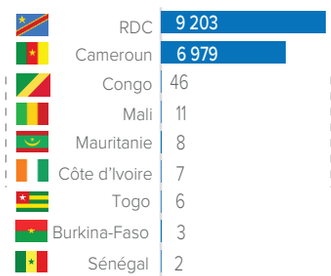

ANNÉE 2025 (16 894)

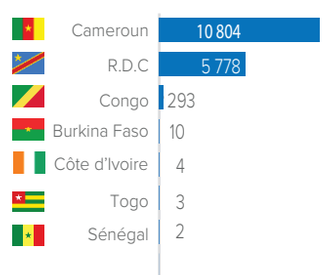

ZONES DE RETOUR EN RCA PAR SOUS-PRÉFECTURE (2017 - 2025)

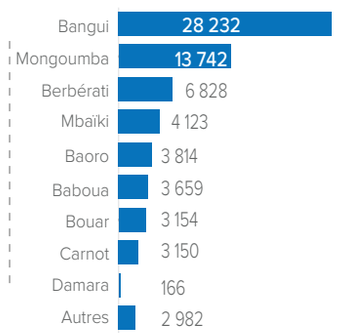

DETAILS SUR LES ZONES DE RETOUR PAR RÉGION

BANGUI & BIMBO

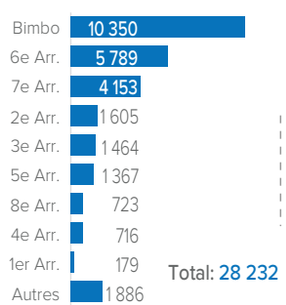

LOBAYE

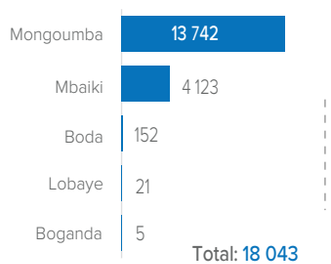

NANA-MAMBÉRÉ

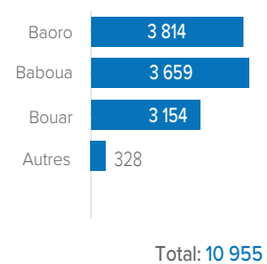

MAMBÉRÉ & MAMBÉRÉ-KADÉÏ

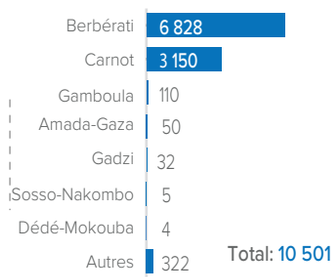

AUTRES RÉGIONS

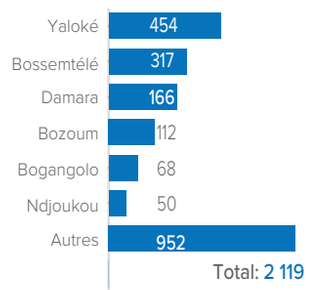

NOMBRE DES RAPATRIÉS PAR ANNÉE

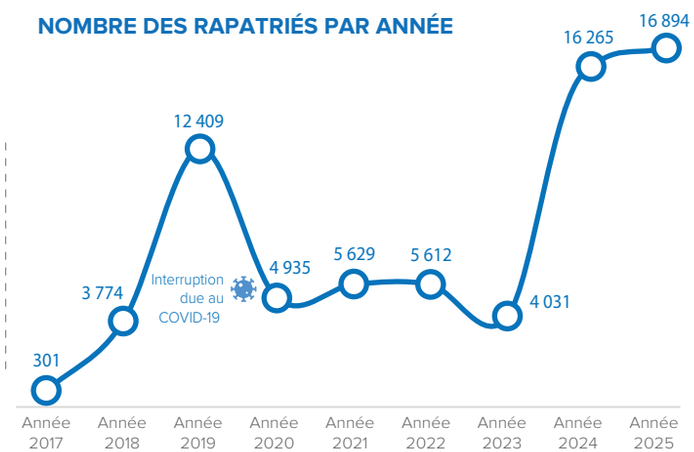

The boundaries and names shown and the designations used on this map do not imply official endorsement or acceptance by the United Nations

Date de mise à jour: 6 novembre 2025 Sources: UNHCR Feedback: carba@unhcr.org
Plus d'information: http://data.unhcr.org

PARTENAIRES CNR/PARET, PAM, UNFPA, FCA, NRC, CIAUD, NOURRIR, ECOBANK

BAILLEURS