REPUBLIQUE CENTRAFRICAINE

Situation générale du rapatriement volontaire des réfugiés centrafricains

Année 2017 - 2025

CHIFFRES CLÉS

57 206 Personnes rapatriées volontairement depuis 2017 à ce jour

16 481 Ménages

852 Personnes avec handicap

11 227 Femmes

11 056 Hommes

16 603 Filles

16 874 Garçons

1 446 Personnes Agées

COMPOSITION PAR TRANCHE D'ÂGE ET SEXE

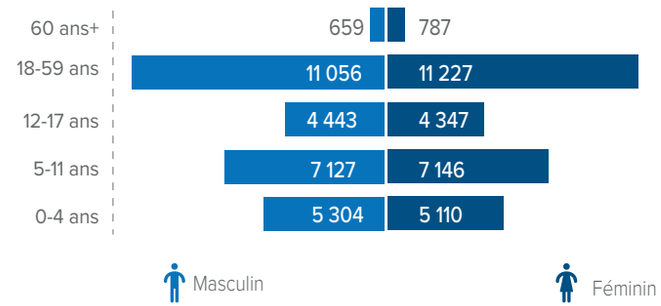

ZONES CONCERNÉES PAR LE RETOUR EN RCA

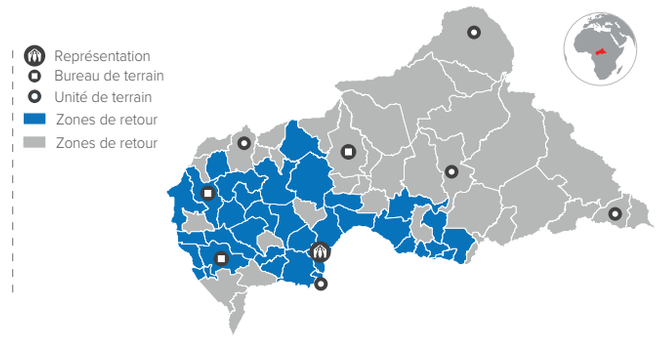

PAYS DE PROVENANCE PAR ANNÉE

ANNÉE 2017-2020 (21 419)

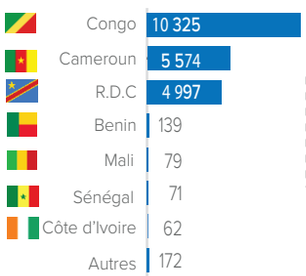

ANNÉE 2021 (5 629)

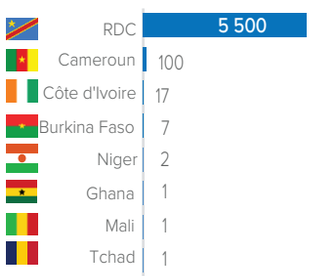

ANNÉE 2022 (5 612)

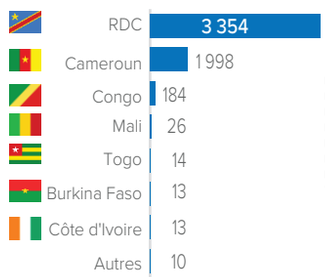

ANNÉE 2023 (4 031)

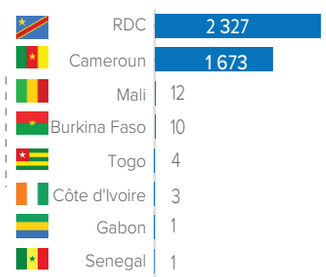

ANNÉE 2024 (16 265)

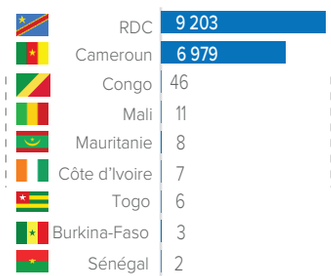

ANNÉE 2025 (4 250)

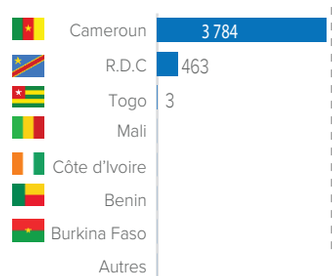

ZONES DE RETOUR EN RCA PAR SOUS-PRÉFECTURE (2017 - 2025)

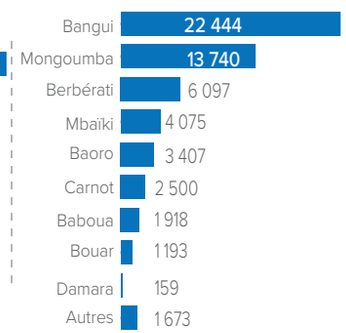

DETAILS SUR LES ZONES DE RETOUR PAR RÉGION

BANGUI & BIMBO

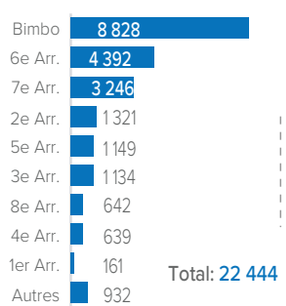

LOBAYE

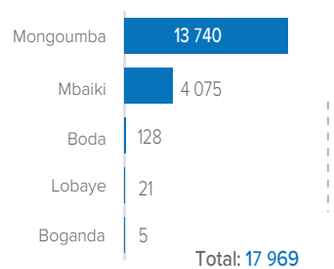

NANA-MAMBÉRÉ

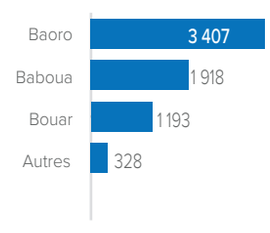

MAMBÉRÉ-KADÉÏ

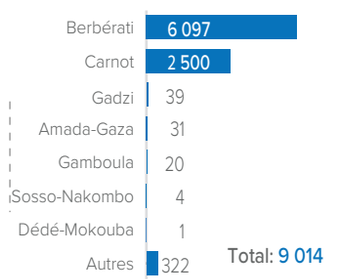

AUTRES RÉGIONS

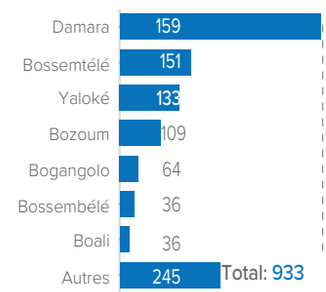

NOMBRE DES RAPATRIÉS PAR ANNÉE

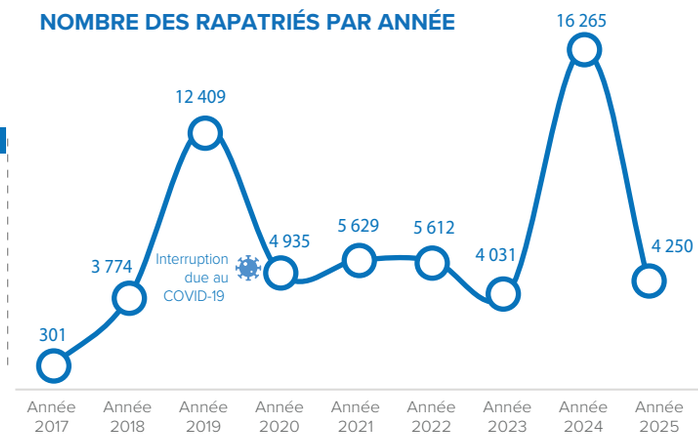

The boundaries and names shown and the designations used on this map do not imply official endorsement or acceptance by the United Nations

Date de mise à jour: 28 Février 2025 Sources: UNHCR Feedback: carba@unhcr.org

Plus d'information: http://data.unhcr.org

PARTENAIRES CNR/PARET, PAM, UNFPA, FCA, NRC, AIRD, NOURRIR, ECOBANK

BAILLEURS