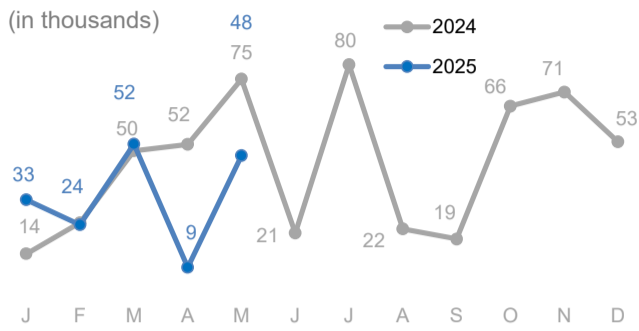


View the interactive dashboard here: <http://prmn-somalia.unhcr.org/>

TOTAL DISPLACEMENTS

48,000 in May
166,000 (Jan - May 2025)
217,000 (Jan - May 2024)

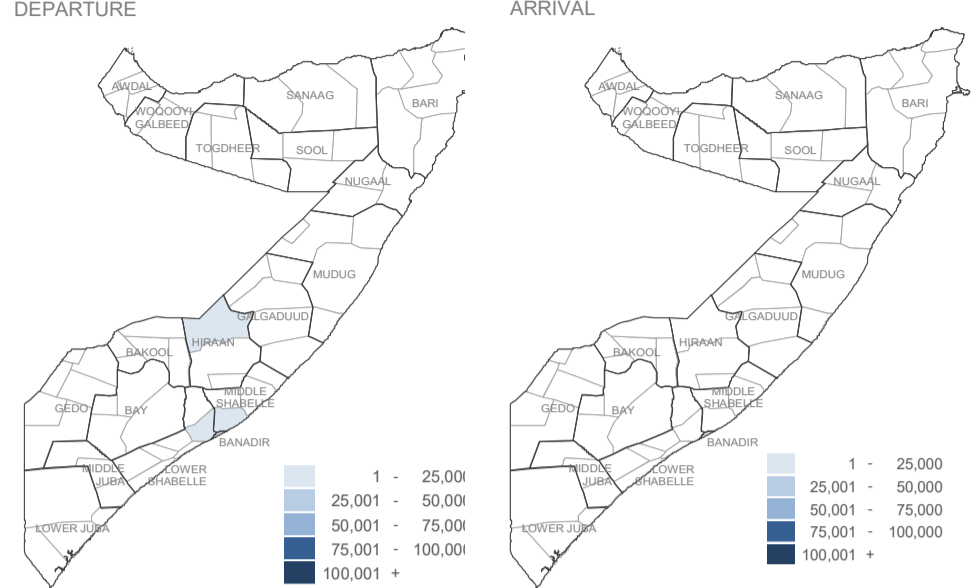
The UNHCR-led PSMN implemented in partnership with NRC reported **48,000** internal displacements in the month of May 2025. Out of these, **4,000** were caused by conflict/insecurity, **2,000** by drought, while **37,000** were displaced by floods. Approximately **5,000** were displaced due to other reasons



BY REGION (Jan - May 2025)

Region	DEP	ARR
Awdal		
Bakool	3,800	920
Banadir	2,820	31,360
Bari	17,840	21,600
Bay	5,180	2,140
Galgaduud	1,240	1,070
Gedo	5,900	10,620
Hiraan	4,970	4,540
Lower Juba	12,540	14,970
Lower Shabelle	13,580	410
Middle Juba	4,580	2,260
Middle Shabelle	73,720	59,740
Mudug	2,610	2,610
Nugaal	1,270	1,280
Sanaag	7,510	3,090
Sool	5,400	5,470
Togdheer	2,820	3,690
Woq. Galbeed		

BY DISTRICT (Jan - May 2025)

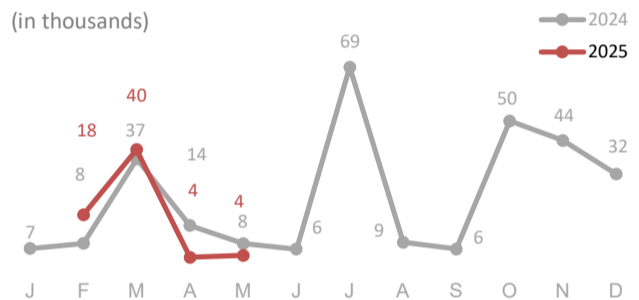


CONFLICT / INSECURITY DISPLACEMENTS

4,000 in May
89,000 (Jan - May 2025)
75,000 (Jan - May 2024)

Major displacement arrivals owing to conflict/insecurity occurred in **Banadir** (2100) district. This accounted for 50% of all conflict related arrival displacements.

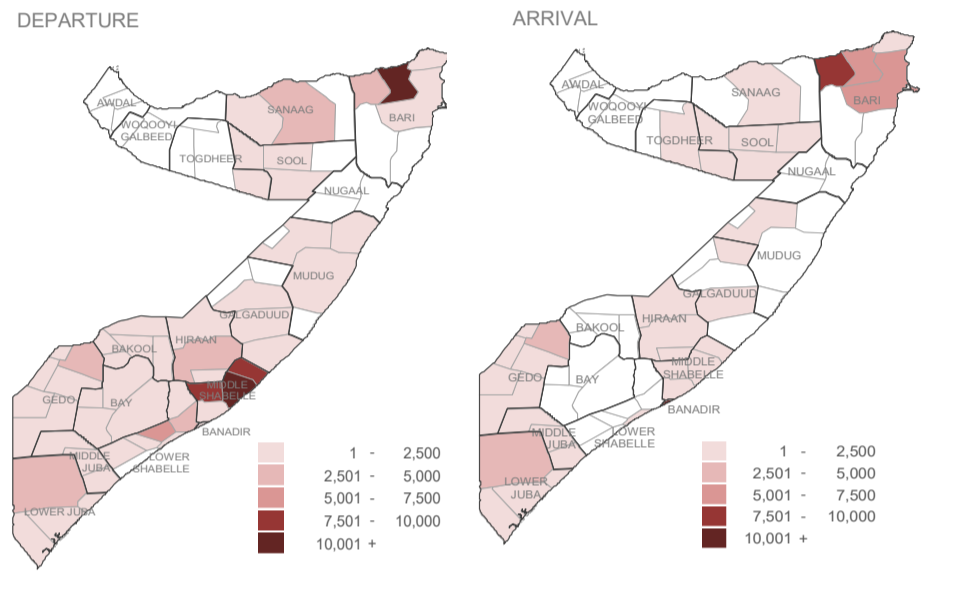
The highest number of departure displacements due to conflict/insecurity were recorded in; Afooye (800), **Marka** (700) and **Wanla Weyne** (600) and **Luuq** (600) districts respectively.



BY REGION (Jan - May 2025)

Region	DEP	ARR
Awdal		
Bakool	2,140	20
Banadir	30	23,710
Bari	16,270	18,810
Bay	1,280	290
Galgaduud	180	80
Gedo	4,160	7,370
Hiraan	2,820	2,670
Lower Juba	4,210	5,480
Lower Shabelle	11,800	330
Middle Juba	3,130	2,010
Middle Shabelle	34,280	22,020
Mudug	510	470
Nugaal		20
Sanaag	4,380	1,390
Sool	1,470	1,490
Togdheer	1,860	2,370
Woq. Galbeed		

BY DISTRICT (Jan - May 2025)

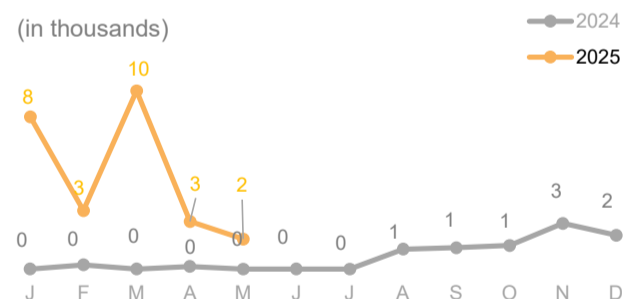


DROUGHT RELATED DISPLACEMENTS

2,000 in May
26,000 (Jan - May 2025)
200 (Jan - May 2024)

The highest displacement arrivals due to drought in May occurred in **Ceerigaabo** (400), **Dhahar** (400) and **Baidoa** (400) districts.

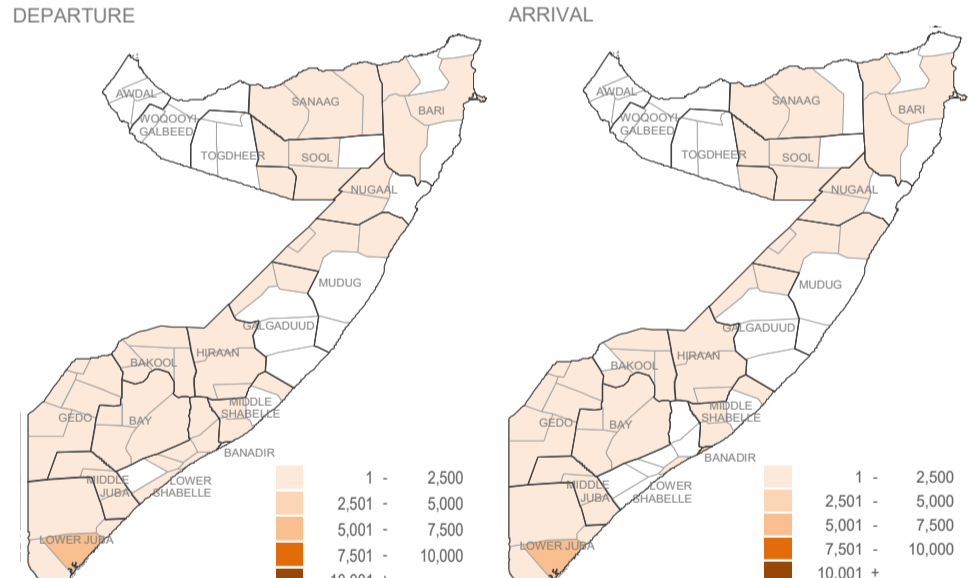
Major displacement departures owing to drought occurred in **Ceerigaabo** (400) **Laasqoray** (400) and **Xudur** (300) districts.



BY REGION (Jan - May 2025)

Region	DEP	ARR
Awdal		
Bakool	1,461	836
Banadir		4,681
Bari	600	600
Bay	2,921	1,476
Galgaduud	855	874
Gedo	607	1,181
Hiraan	1,981	1,835
Lower Juba	7,952	8,931
Lower Shabelle	1,697	57
Middle Juba	1,234	242
Middle Shabelle	1,881	476
Mudug	905	912
Nugaal	71	64
Sanaag	1,386	1,334
Sool	2,040	1,852
Togdheer	122	362
Woq. Galbeed		

BY DISTRICT (Jan - May 2025)

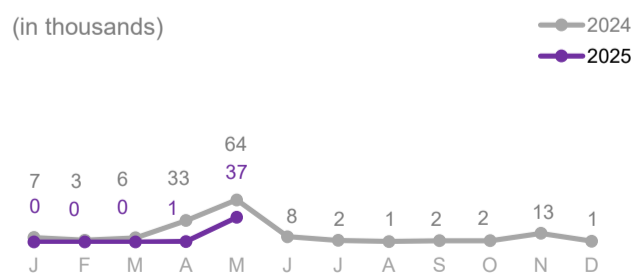


FLOOD DISPLACEMENTS

37,000 in May
38,000 (Jan - May 2025)
113,000 (Jan - May 2024)

Just over 90% (**34,000**) of all displacements owing to floods, both arrivals and departures in the month of May occurred in **Jowhar** district i.e. intra-district displacements.

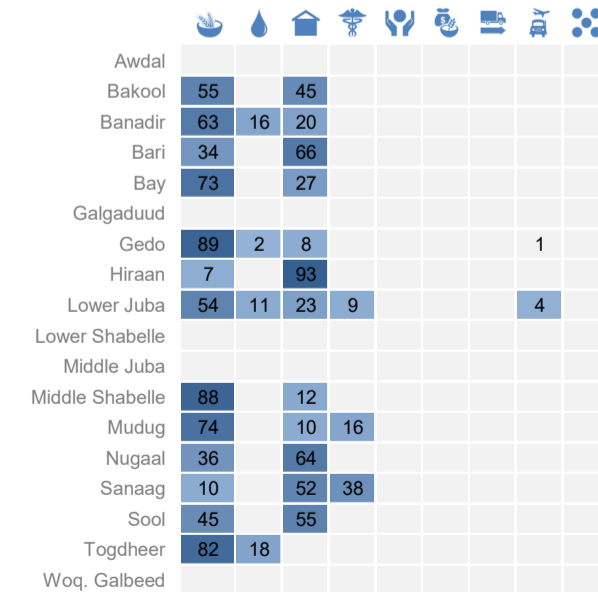
This was followed by intra-district displacements in **Banadir** district at arrivals (3000) and departures (3000)



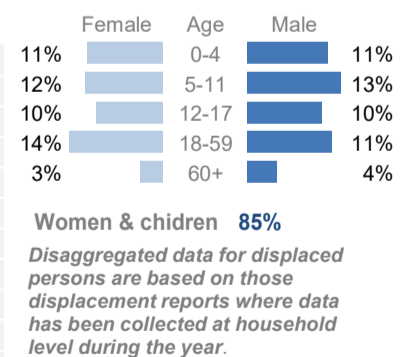
BY REGION (Jan - May 2025)

Region	DEP	ARR
Awdal		
Bakool		10
Banadir	2,690	2,920
Bari	440	710
Bay	110	100
Galgaduud		
Gedo		
Hiraan	10	
Lower Juba	110	170
Lower Shabelle		
Middle Juba	60	
Middle Shabelle	34,370	34,140
Mudug	170	170
Nugaal	10	10
Sanaag	260	
Sool		
Togdheer		
Woq. Galbeed		

PRIORITY NEED ON ARRIVAL (May in %)



AGE & GENDER (2025)



NEED

Food	Protection
Water	Livelihood
Shelter	Humanitarian Aid
Health	Transport
Other	

About PRMN

The PSMN (Protection & Solutions Monitoring Network) is a UNHCR-led project which identifies and reports on displacements (including returns) of populations in Somalia. The network also identifies and reports on protection risks and incidents underlying such movements. Only figures collected by PSMN are reported above. Not all displacements in Somalia are captured. This dashboard should be read in conjunction with the Notes on PSMN Methodology (<https://data2.unhcr.org/en/documents/details/53888>) which outline the approach and certain limitations. The figures shown are for numbers of individuals and are based on interviews with key informants and/or displaced households at destination (unless otherwise noted). Further information and datasets available on request use contact below.



UNHCR is grateful for the generous contributions of donors who have directly contributed to the UNHCR Somalia operation in 2025

