



May 2025

KEY FIGURES ON FORCIBLY DISPLACED PERSONS

2,020,853

Total

1,418,181

Refugees

8,562

Asylum seekers

225,689

Internally displaced persons (Lake)

368,421*

Returned migrants(Lake)

Others keys figures

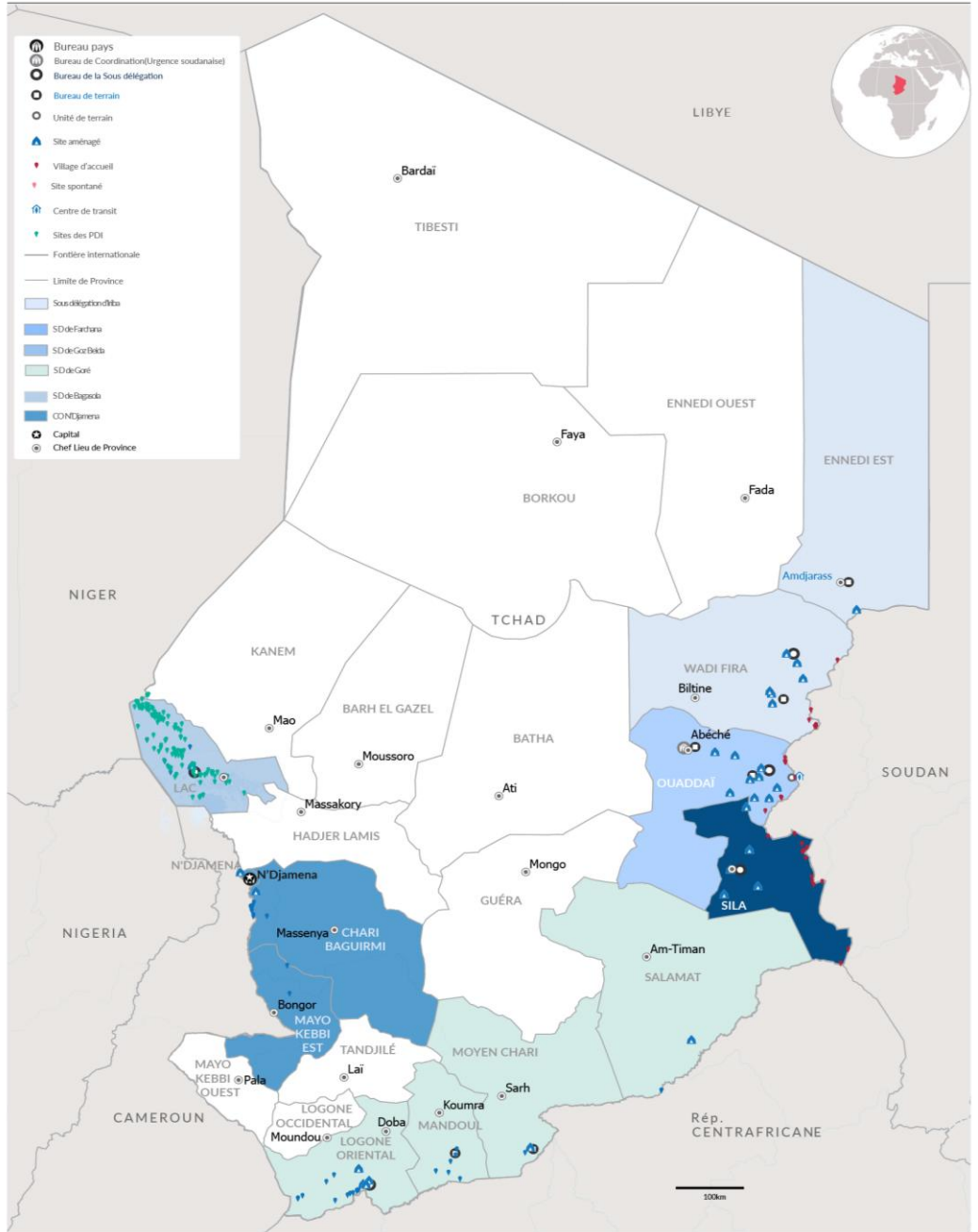
17,789

Cameroonian refugees assisted for voluntary repatriation

851,687

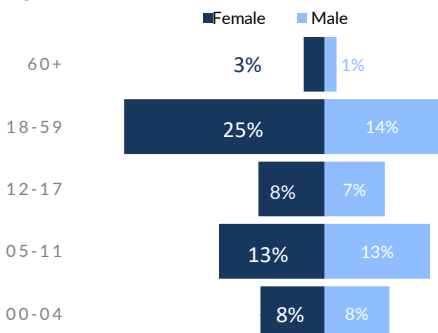
New arrivals from Sudan since April 2023

* Returned migrants at risk of statelessness from: Niger, CAR, and Sudan.

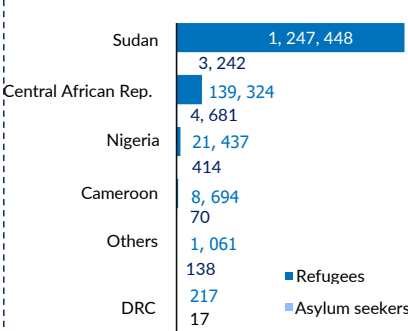


REFUGEES AND ASYLUM SEEKERS

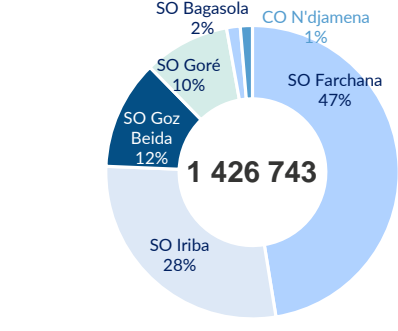
Age Cohort



By Country of Origin



By Sub Office



57%

of the population of refugees and asylum seekers in Chad are children.

53%

of the female population are of childbearing age (13-49 years).

70%

of the population of refugees and asylum seekers in Chad live in planned sites.

20%

of the population of people with specific needs are people living with disabilities.

88%

of the population of refugee and asylum-seeking children in Chad are of school age.

2,476

Refugee candidates will sit for the written baccalaureate exams during the June 2025 session

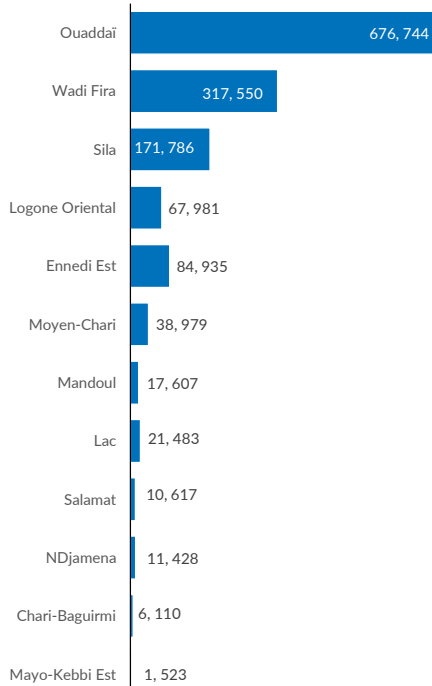


1, 426, 743
INDIVIDUALS



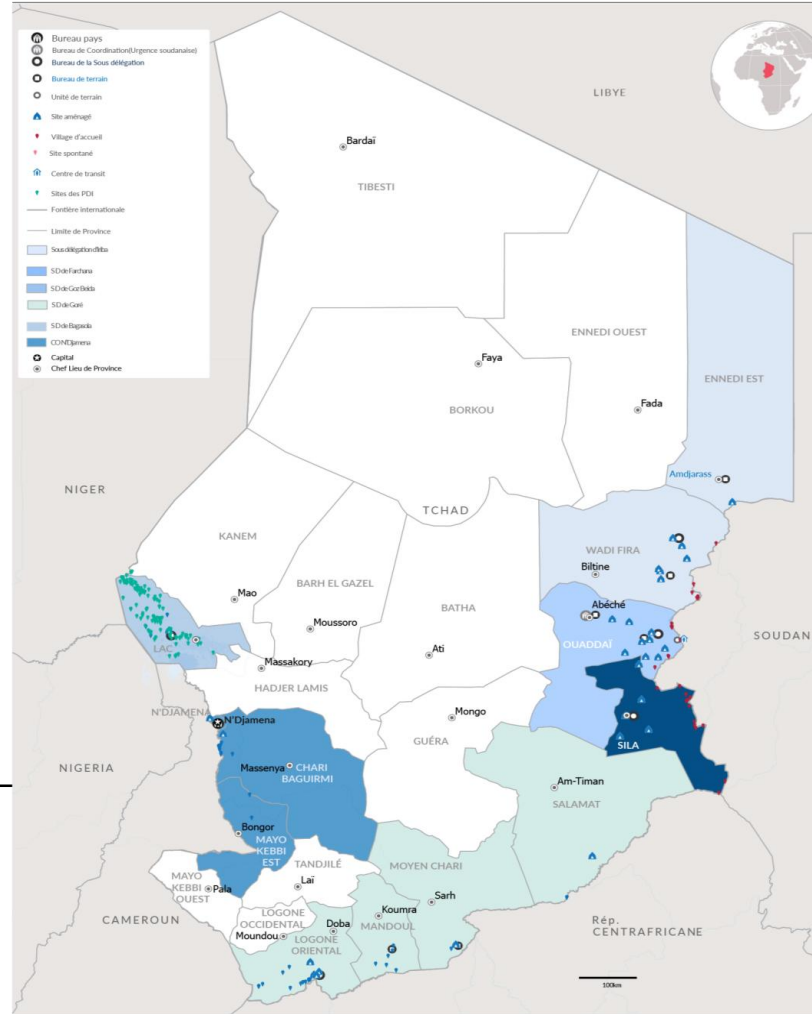
350, 396
HOUSEHOLDS

By Province



SO Bagasola	
21,483	
Dar es Salam*	18,389
Bol	1,600
NGouboua	513
Kiskawa	438
Liwa	340
Tchoukoutalia	197
Kiskra	0
Autres	56

BO N'Djamena	
19,061	
N'Djaména	11,428
Mayo-Kebbi Est	1,523
Chari-Baguirmi	6,110



Abeche Coordination Office

1, 248, 914

SO Iriba	402,315
Touloum*	56,617
Am Nabak*	33,845
Iridimi*	66,920
Border	18,782
FO Amdjarass	84,935
Oure Cassoni*	84,935
FO Guéréda	141,216
Mile*	61,442
Kounoungou*	28,842
Koursigou*	13,091
Border(Dar Tama)	37,841
SO Farchana	674,813
Farchana*	54,847
Aboutengue*	46,702
Metche*	42,013
Gaga*	39,165
Adre	238,541
Border(Ouaddaï)	26,934
FO Abeche	26,480
Kouchaguine- M.*	17,317
Abeché	9,163
FO Hadjer Hadid	200,131
Bredjing*	55,976
Alacha*	47,516
Treguine*	30,660
Arkoum*	50,130
Dougui*	15,849
SO Goz Beida	171,786
Goz Amir*	44,639
Zabout*	51,147
Djabal*	37,606
Kerfi	11,190
Border(Sila)	27,204

Principales nationalités(Ref. & ASY)

1, 250, 690

SUDANESE

Essentially located in the 21 planned sites and 1 reception village in the East and in urban areas.

144, 005

CENTRAL AFRICANS

Located in the six camps, sites, and host villages in the South and in urban areas.

21, 851

NIGERIANS

Primarily located in the Dar Es Salam camp and host villages in the Lake Province as well as in urban areas.

8, 764

CAMEROONIANS

Mainly composed of populations who fled intercommunal clashes in the Logone and Chari department in Cameroon. They are located in the two camps around N'Djamena and on the banks of the Logone River.

1, 433

OTHER NATIONALITIES

Outside the major nationalities, there are individuals of various origins: Algeria, Benin, Burkina Faso, Burundi, Côte d'Ivoire, Republic of the Congo, Egypt, Eritrea, Ethiopia, Gabon, Libya, Mali, Islamic Republic of Iran, Rwanda, Senegal, Somalia, South Sudan, Palestine, Yemen.

KEY FIGURES ON THE SUDANESE CRISIS

851, 687 **409, 819**

New arrivals from Sudan 2023.

Sudanese refugees in Chad before the 2023 crisis.

* Planned site