

BORDER CONSORTIUM EMERGENCY BORDER OPERATIONS

20 TO 26 APRIL 2025



A UNICEF partner conducts a hygiene awareness session with women recently returned to Afghanistan. © UNICEF/UNI784200/Khayyam

RETURNEE INFLOW FROM PAKISTAN

1 JANUARY TO 26 APRIL 2025

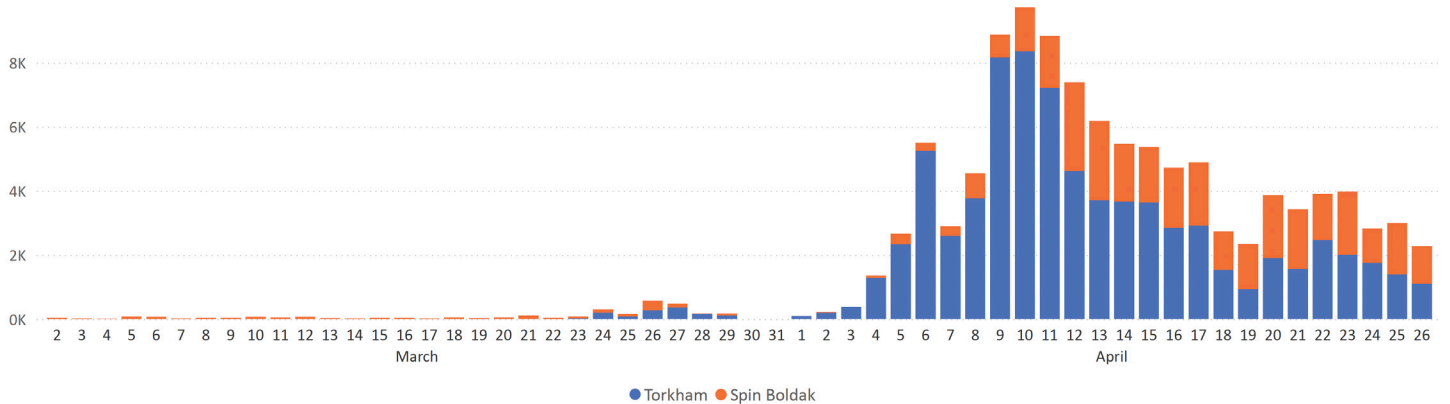


20 TO 26 APRIL 2025

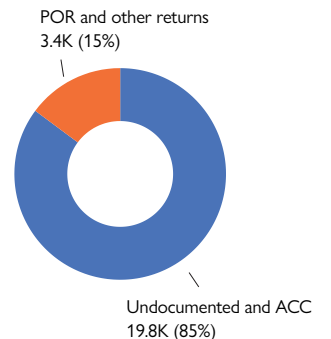


RECENT TRENDS - 2 MARCH TO 26 APRIL 2025

FIND OUR DATA ONLINE ON [OUR INTERACTIVE DASHBOARD](#)



During the reporting period, over 23,200 individuals returned to Afghanistan through Torkham and Spin Boldak, the main two border crossings with Pakistan, of which 85% were undocumented individuals and Afghan Citizen Card (ACC) holders and 15% POR card holders and other returns. While this marks a decrease of 23% compared to the previous week, this week still saw more than twice the number of returns than were reported in the whole first quarter of the year and thereby continues the high number of returns coinciding with the Government of Pakistan's implementation of Phase II of the Illegal Foreigners Repatriation Plan (IFRP), originally instructed undocumented and ACC holders living in Pakistan to leave the country before 31 March, a deadline which was later extended to 30 April. Over 3,100 (15%) of undocumented individuals and ACC holders were reported deportations, which remains almost as high as the previous week. The slight majority (53%) of individuals during the reporting period returned through Torkham border crossing in Nangarhar province.



RETURNEE ASSISTANCE

15 SEP 2023 TO 26 APRIL 2025

RETURNEES ASSISTED

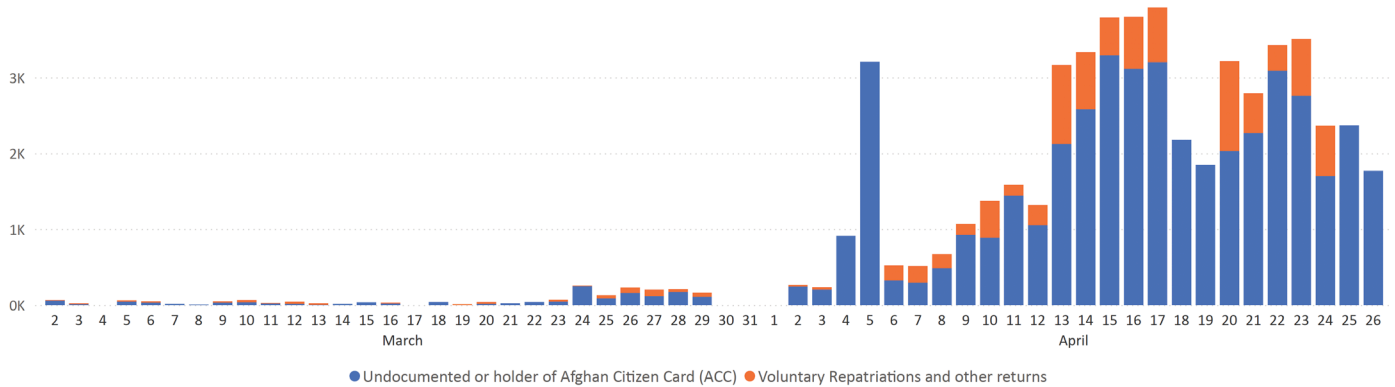
 **668.4K**

20 TO 26 APRIL 2025

RETURNEES ASSISTED

 **19.7K**

DAILY TRENDS - 2 MARCH TO 26 APRIL 2025



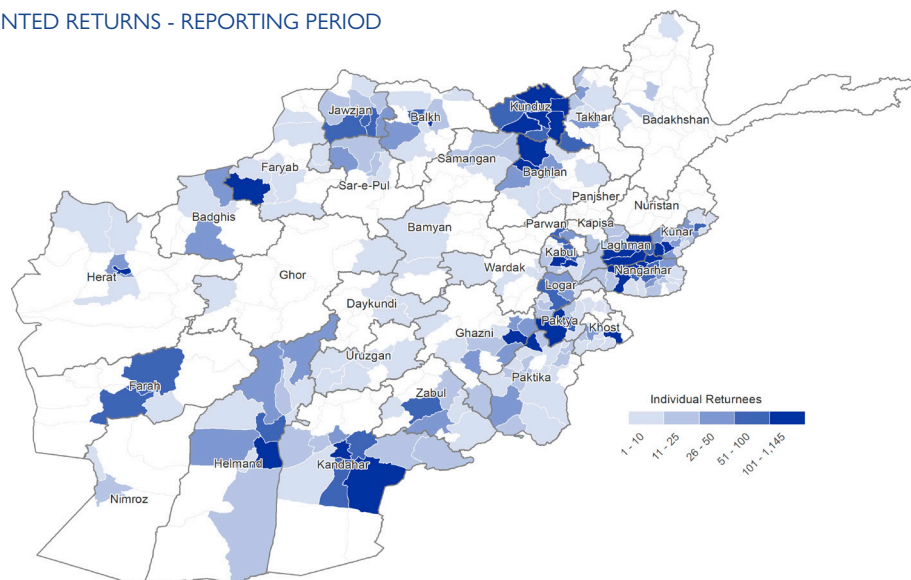
Returns Assisted

		Jan 2025	Feb 2025	Mar 2025	1-12 April	13-19 April	20-26 April	15 Sep 2023 - 26 Apr 2025
IOM	Undocumented Forced Returnees	2,035	2,098	1,214	7,118	15,737	13,275	523,894
	Deportations (undocumented)	493	762	247	2,787	2,609	2,980	16,242
UNHCR	Assisted Voluntary Repatriations	262	301	143	362	1,704	1,724	55,213
	Undocumented Member of VRF HH	44	52	22	39	125	233	2,942
	POR Holders (incl. undoc. HH members)	-	11	-	95	362	513	36,592
	Other Assisted Returnees	240	306	297	1,154	1,485	975	33,537
Total Assisted Returnees		3,074	3,530	1,923	11,555	22,022	19,700	668,420

19,700 returnees were assisted by the border consortium between 20 and 26 April, a decrease of 11% compared to the previous week. The most common intended destinations reported by assisted households during the reporting period were Nangarhar, Kunduz, Kabul, Kandahar and Helmand.

INTENDED AREAS OF RETURN

UNDOCUMENTED AND DOCUMENTED RETURNS - REPORTING PERIOD



SERVICES PROVIDED & BENEFICIARIES PER LOCATION (REPORTING PERIOD)

Sector	Indicator	TORKHAM	SPIN BOLDAK
UASC / CP	# of unaccompanied and seperated children identified and supported	48	51
Nutrition	# of children 6-59 months screened for malnutrition (for wasting)	471	133
Nutrition	# of children 6 -59 months with severe acute malnutrition (SAM) admitted for treatment	10	9
Nutrition	# of Moderate Acute Malnutrition (MAM) admitted for treatment	12	-
Nutrition	# of PLWs screening	47	70
Nutrition	# of PLWs MAM admitted for treatment	8	-
WASH	# of people accessing a safe water for drinking, cooking and personal hygiene	13,932	2,078
WASH	# of people gain access to sanitation facilities	13,932	844
WASH	# of people reached with hygiene promotion	13,932	-
WASH	# of family hygiene kits distributed	13,932	-
Food	# of individuals who receive cash for food (food basket portion of MPCA)	11,123	7,574
Food	# of individuals who receive Fortified Biscuits	12,247	9,896
Protection	# of KIs conducted for Border Protection Monitoring	-	9
Protection	# of protection monitoring visits conducted at border points	7	-
Protection	# of protection monitoring interviews with returnees conducted at the border	856	844
Protection	# of returnees assessed as having protection concerns at the border points and referred for case management support in AORs	23	92
Protection	# of returnees benefitting from awareness raising and community based protection mechanisms	794	833
Protection	# of returnees provided with emergency accommodation	-	650
Protection	# of returnees provided with emergency flights to final destination	2,226	1,124
Protection	# of returnees provided with phones and phone credit	55	32
Protection	# of families supported with provision of information regarding the organizations providing services to returnees	1,217	338
Protection	#of children benefited from child help desk	2,203	-
Protection	# of children with disabilities benefited from services	23	-
Protection	# of children received group counselling in the CFSS	1,375	2,356
Health	# of women received first ANC services	263	431
Health	# of women received first PNC services	114	167
Health	# of deliveries at Zero Point/Reception Center/Transit Center	27	5
Health	# of CBA women (15-49) received RH services	385	171
Health	# of beneficiaries reached with family planning information and counselling	150	287
Health	# of women, girls, boys and men received health services	4,641	2,658
Health	# of IDPs, Returnees and Host communities reached through awareness raising sessions about available services	2,300	3,860
Health	# of individuals referred for to a static health facility (cost coverage of health services at health facility is covered)	8	14
Health	# of individuals referred for to a static health facility (cost coverage of health services at health facility not covered)	1	-
Health	# of women received primary health services (NOT INCLUDING immunization)	1,308	513
Health	# of girls received primary health services (NOT INCLUDING immunization)	791	156
Health	# of boys received primary health services (NOT INCLUDING immunization)	777	456
Health	# of men received primary health services (NOT INCLUDING immunization)	1,583	228
Health	# of women and men received Mental Health and Psychosocial services	694	7
Health	# of girls and boys received Mental Health and Psychosocial services	1,490	2,356
Health	# of 10+yrs receiving immunization	7,093	3,143
Health	# of under 5 children received immunization	5,715	618
Transport	# of individuals who receive Cash for Transport	4,066	1,687
Infrastructure / Facilities	# of individuals who receive hotmeal/refreshments at the transit centers	8,623	6,322
Infrastructure / Facilities	# of individuals provided with overnight accommodations at the transit centers	30	1,194
EORE	# of individuals receiving EORE	3,604	3,163