

BORDER CONSORTIUM

EMERGENCY BORDER OPERATIONS

1 TO 12 APRIL 2025



A father and his two children sit by a fire to stay warm at the Torkham reception centre as temperatures drop. Photo: IOM/Mohammad Osman Azizi

RETURNEE INFLOW FROM PAKISTAN

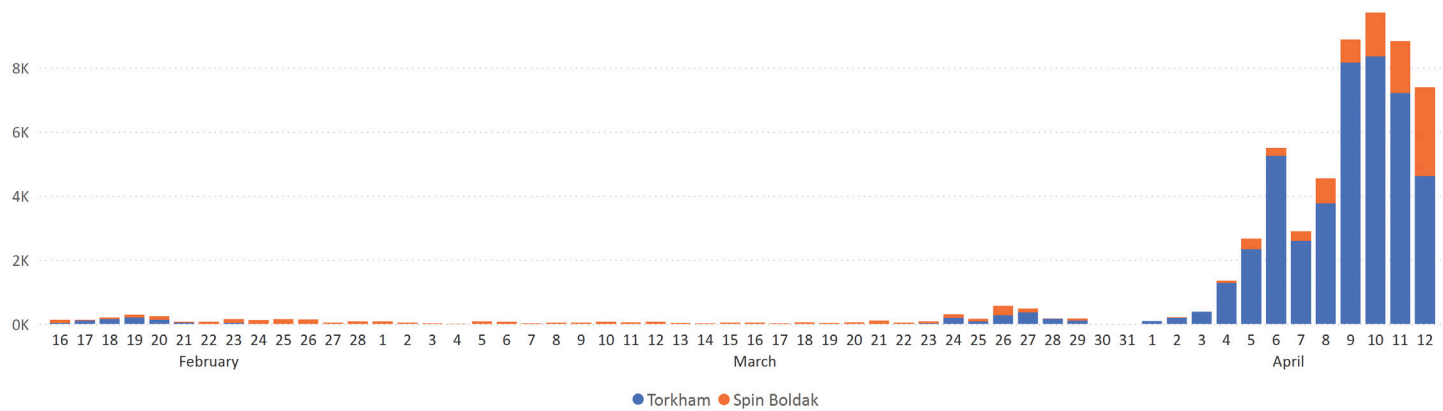
1 JANUARY TO 12 APRIL 2025



1 TO 12 APRIL 2025

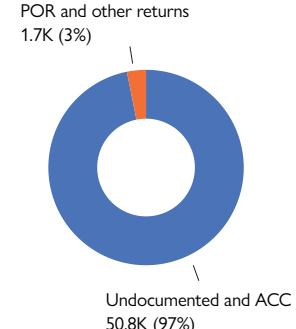


RECENT TRENDS - 16 FEBRUARY TO 12 APRIL 2025



FIND OUR DATA ONLINE ON [OUR INTERACTIVE DASHBOARD](#)

During the reporting period over 52,400 individuals returned to Afghanistan through Torkham and Spin Boldak, the main two border crossings with Pakistan, of which 97% were undocumented individuals and Afghan Citizen Card (ACC) holders and 3% POR card holders and other returns. This marks a significant increase of over 2,400% compared to the preceding 12-day period and the highest number of reported returns since November 2023. On 10 April, close to 10,000 individuals returned in just one day. This shift coincides with the Government of Pakistan's implementation of Phase II of the Illegal Foreigners Repatriation Plan (IFRP), which required undocumented Afghans and Afghan Citizen Card (ACC) holders to leave Pakistan by 10 April (after a deadline extension from 31 March) or face deportation. Over 5,900 (12%) of undocumented individuals and ACC holders were reported deportations, marking the by far the highest number since the start of Phase I of the IFRP in 2023. The vast majority (85%) of individuals during the reporting period returned through Torkham border crossing in Nangarhar province.



RETURNEE ASSISTANCE

15 SEP 2023 TO 12 APRIL 2025

RETURNEES ASSISTED



626.7K

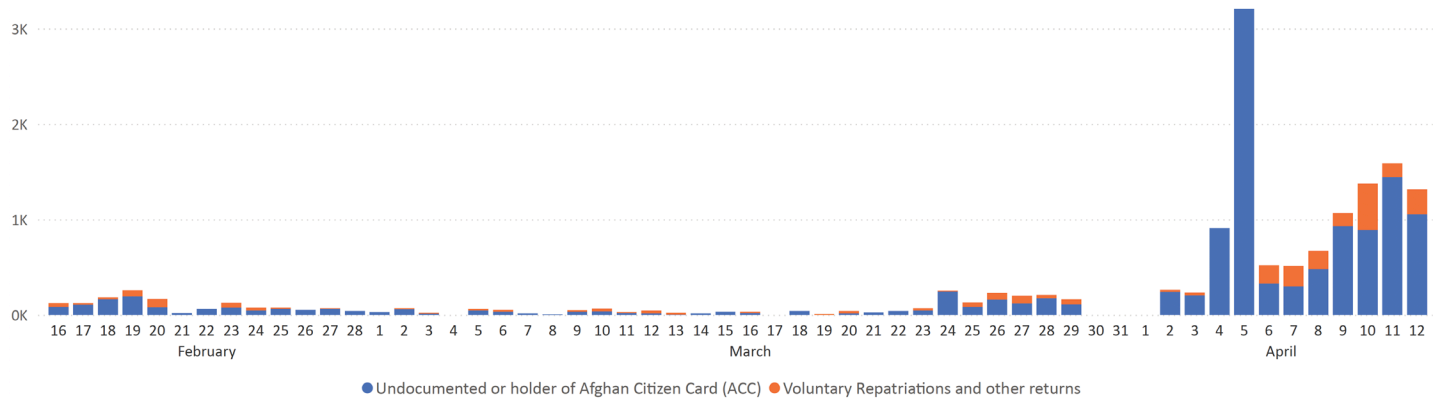
1 TO 12 APRIL 2025

RETURNEES ASSISTED



11.6K

DAILY TRENDS - 16 JANUARY TO 12 APRIL 2025

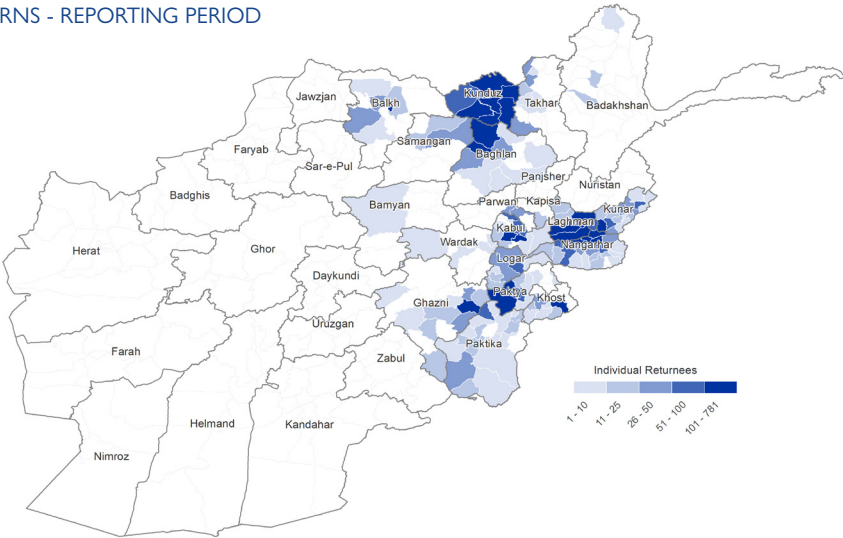


		Returnees Assisted				
		Jan 2025	Feb 2025	1-31 March	1-12 April	15 Sep 2023 - 12 Apr 2025
IOM	Undocumented Forced Returnees	2,035	2,098	1,214	7,192	494,882
	Deportations (undocumented)	493	762	247	2,808	10,653
UNHCR	Assisted Voluntary Repatriations	262	301	143	362	51,785
	Undocumented Member of VRF HH	44	52	22	39	2,586
	POR Holders (incl. undoc. HH members)	-	11	-	95	35,717
	Other Assisted Returnees	240	306	297	1,154	31,077
Total Assisted Returnees		3,074	3,530	1,923	11,650	626,700

Over 11,600 returnees were assisted by the border consortium between 1 and 12 April. The most common intended destinations reported by assisted households during the reporting period were Nangarhar, Kunduz, Kabul, Paktya and Kandahar.

INTENDED AREAS OF RETURN

UNDOCUMENTED AND DOCUMENTED RETURNS - REPORTING PERIOD



SERVICES PROVIDED & BENEFICIARIES PER LOCATION (REPORTING PERIOD)

Sector	Indicator	TORKHAM	SPIN BOLDAK
UASC / CP	# of unaccompanied and Seperated Children identified and supported	60	86
Nutrition	# of children 6-59 months screened for malnutrition (for wasting)	1,526	223
Nutrition	# of children 6 -59 months with severe acute malnutrition (SAM) admitted for treatment	48	-
Nutrition	# of Moderate Acute Malnutrition (MAM) admitted for treatment	153	-
Nutrition	# of PLVs screening	517	163
Nutrition	# of PLVs MAM admitted for treatment	87	-
WASH	# of people accessing a safe water for drinking, cooking and personal hygiene	37,549	8,753
WASH	# of people gain access to sanitation facilities	37,549	7,816
WASH	# of people reached with hygiene promotion	37,549	6,700
WASH	# of family hygiene kits distributed	37,549	6,728
Food	# of individuals who receive cash for food (food basket portion of MPCA)	30,842	3,080
Food	# of individuals who receive Fortified Biscuits	43,187	7,158
Protection	# of KIs conducted for Border Protection Monitoring	-	14
Protection	# of protection monitoring visits conducted at border points	8	-
Protection	# of protection monitoring interviews with returnees conducted at the border	1,725	1,072
Protection	# of returnees assessed as having protection concerns at the border points and referred for case management support in AORs	49	69
Protection	# of returnees benefitting from awareness raising and community based protection mechanisms	483	544
Protection	# of returnees provided with emergency accommodation	-	611
Protection	# of returnees provided with emergency flights to final destination	465	673
Protection	# of returnees provided with phones and phone credit	144	298
Protection	# of returnees provided with dignity kits	-	13
Protection	# of families supported with provision of information regarding the organizations providing services to returnees	3,536	348
Protection	#of children benefited from child help desk	9,409	-
Protection	# of Disable Children benefited from Services	65	-
Protection	# of children received group counselling in the CFSs	5,245	2,395
Health	# of women received first ANC services	403	305
Health	# of women received first PNC services	118	157
Health	# of deliveries at Zero Point/Reception Center/Transit Center	41	7
Health	# of CBA women (15-49) received RH services	240	77
Health	# of beneficiaries reached with family planning information and counselling	113	189
Health	# of women, girls, boys and men received health services	5,932	1,995
Health	# of IDPs, Returnees and Host communities reached through awareness raising sessions about available services	4,550	2,026
Health	# of individuals referred for to a static health facility (cost coverage of health services at health facility is covered)	82	10
Health	# of women received primary health services (NOT INCLUDING immunization)	3,550	548
Health	# of girls received primary health services (NOT INCLUDING immunization)	609	143
Health	# of boys received primary health services (NOT INCLUDING immunization)	876	114
Health	# of men received primary health services (NOT INCLUDING immunization)	1,788	550
Health	# of women and men received Mental Health and Psychosocial services	1,019	23
Health	# of girls and boys received Mental Health and Psychosocial services	5,245	2,395
Health	# of 10+yrs receiving immuzination	48	2,540
Health	# of under 5 children received immunization	87	194
Transport	# of individuals who receive Cash for Transport	5,914	3,129
Infrastructure / Facilities	# of individuals who receive hotmeal/refreshments at the transit centers	4,291	4,516
Infrastructure / Facilities	# of individuals provided with overnight accommodations at the transit centers	750	729
EORE	# of individuals receiving EORE	2,170	3,928