

 **11,114,286**

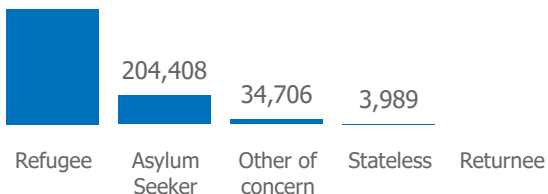
**FORCIBLY DISPLACED PEOPLE  
& RETURNEES (1)**

As a result of persecution, conflict, violence,  
human rights violations, or events seriously  
disturbing public order.

 **1,057,978**

Refugees, asylum-seekers, other of concern,  
stateless & returnees (10% of the overall forcibly  
displaced people and returnees population)

814,875

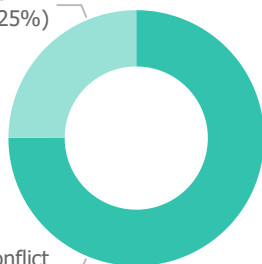


 **10,056,308**

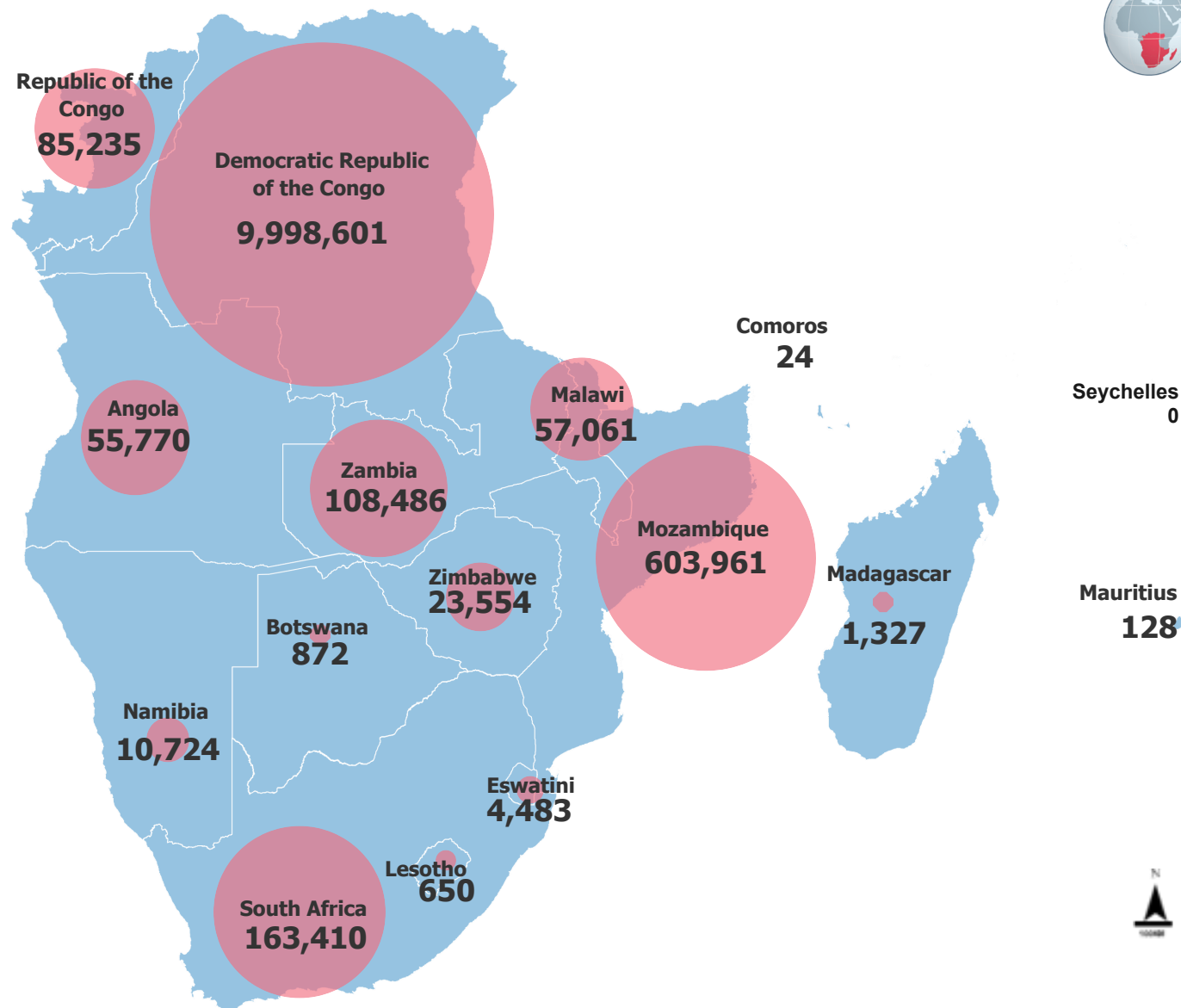
Conflict-induced  
Internally  
displaced person  
(IDPs) and  
returned IDPs  
(91% of the  
overall forcibly  
displaced people  
and returnees  
population)

Returned IDP  
2,509,493 (25%)

IDP by Conflict  
7,546,815 (75%)



(1) In addition, there are 1,710,040 people displaced internally in  
the context of disasters and climate change. The displacement  
occurred in the following countries: Malawi (659,278), The  
Democratic Republic of the Congo (869,894), Mozambique  
(139,333) and Zimbabwe (41,535).



The boundaries and names shown and the designations used on this map do not imply official endorsement or acceptance by the United Nations

## Summary population table

Country of Asylum	Refugee	Asylum-Seeker	Other of Concern	IDP by Conflict	Returned IDP	Refugee Returnee	Statelessness	Total
<b>Democratic Republic of the Congo</b>	<b>518,633</b>	<b>1,205</b>		<b>6,969,270</b>	<b>2,509,493</b>	<b>0</b>		<b>9,998,601</b>
Other	372,621	973		5,892,915	2,509,493	0		8,776,002
IDP Camp				1,076,355				1,076,355
Lusenda	26,405							26,405
Meri	25,841	97						25,938
Inke	20,674							20,674
Mulongwe	14,964							14,964
Mole	10,967							10,967
Bili	10,417							10,417
Boyabu	9,092							9,092
Nzakara	8,729							8,729
Biringi	6,566	2						6,568
Wenze	4,259							4,259
Sidi	4,170							4,170
Bele	3,298	133						3,431
Mboti	630							630
<b>Mozambique</b>	<b>5,333</b>	<b>19,043</b>	<b>2,040</b>	<b>577,545</b>	<b>0</b>			<b>603,961</b>
Other	2,631	14,555	1,149	577,545	0			595,880
Maratane Camp	2,702	4,488	891					8,081
<b>South Africa</b>	<b>68,994</b>	<b>94,416</b>						<b>163,410</b>
Unknown	68,994	94,416						163,410
<b>Zambia</b>	<b>80,321</b>	<b>10,241</b>	<b>17,924</b>					<b>108,486</b>
Meheba	33,510	1,191	9,828					44,529
Other	18,939	8,222	768					27,929
Mayukwayukwa	19,446	113	7,328					26,887
Mantapala	8,426	715						9,141
<b>Congo</b>	<b>64,091</b>	<b>7,758</b>	<b>13,386</b>					<b>85,235</b>
Other	51,901	6,856	13,123					71,880
Site du 15 Avril	6,218	902	214					7,334
Site de Bouemba	5,972		49					6,021
<b>Malawi</b>	<b>35,041</b>	<b>22,016</b>	<b>4</b>					<b>57,061</b>
Dzaleka	33,518	19,951	4					53,473
Other	1,523	2,065	0					3,588
<b>Angola</b>	<b>25,289</b>	<b>30,279</b>	<b>202</b>					<b>55,770</b>
Unknown	17,357	30,023	141					47,521
Lovua Settlement	6,248							6,248
Other	1,684	256	61					2,001
<b>Zimbabwe</b>	<b>9,140</b>	<b>13,412</b>	<b>1,002</b>					<b>23,554</b>
Tongogara	8,366	6,830	912					16,108
Other	591	6,565	58					7,214
Unknown	183	17	32					232
<b>Namibia</b>	<b>5,324</b>	<b>1,355</b>	<b>56</b>				<b>3,989</b>	<b>10,724</b>
Osire	4,846	1,270	16					6,132
Other	478	85	40				3,989	4,592
<b>Eswatini</b>	<b>1,336</b>	<b>3,132</b>	<b>15</b>					<b>4,483</b>
Other	1,336	3,132	15					4,483
<b>Madagascar</b>	<b>89</b>	<b>1,216</b>	<b>22</b>					<b>1,327</b>
Other	89	1,216	22					1,327
<b>Botswana</b>	<b>814</b>	<b>10</b>	<b>48</b>					<b>872</b>
Dukwe	702	9	23					734
Other	112	1	25					138
<b>Lesotho</b>	<b>444</b>	<b>199</b>	<b>7</b>					<b>650</b>
Other	444	199	7					650
<b>Mauritius</b>	<b>18</b>	<b>110</b>						<b>128</b>
Other	18	110						128
<b>Comoros</b>	<b>8</b>	<b>16</b>						<b>24</b>
Other	8	16						24
<b>Seychelles</b>								<b>0</b>
Other								0
<b>Total</b>	<b>814,875</b>	<b>204,408</b>	<b>34,706</b>	<b>7,546,815</b>	<b>2,509,493</b>	<b>0</b>	<b>3,989</b>	<b>11,114,286</b>

**Notes:** The figures are subject to change; \*IDPs by disaster are not included; \*\*'Other' in the location refers to any known location other than camp or settlement sites, covering both urban and rural areas; \*\*\*self-settled refers to the individuals without available information such as their names and locations, and their locations are categorized to be 'unknown'; those by location in Congo, Democratic Republic of the Congo and Zimbabwe could be different from the numbers operation report due to inconsistency in proGres.

contact : UNHCR RBSA/DIMA, [rsarbdima@unhcr.org](mailto:rsarbdima@unhcr.org)