

 **8,008,409**

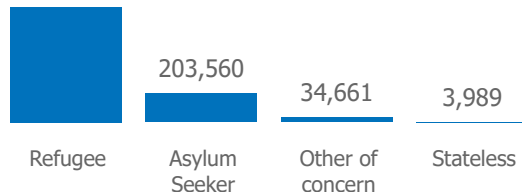
FORCIBLY DISPLACED PEOPLE
& RETURNEES (1)

As a result of persecution, conflict, violence,
human rights violations, or events seriously
disturbing public order.

 **1,056,533**

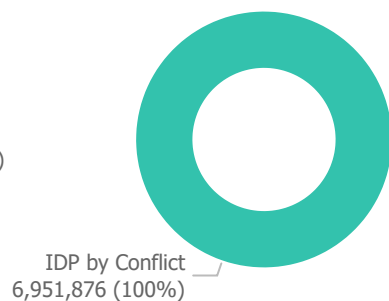
Refugees, asylum-seekers, other of concern,
stateless & returnees (13% of the overall forcibly
displaced people and returnees population)

814,323

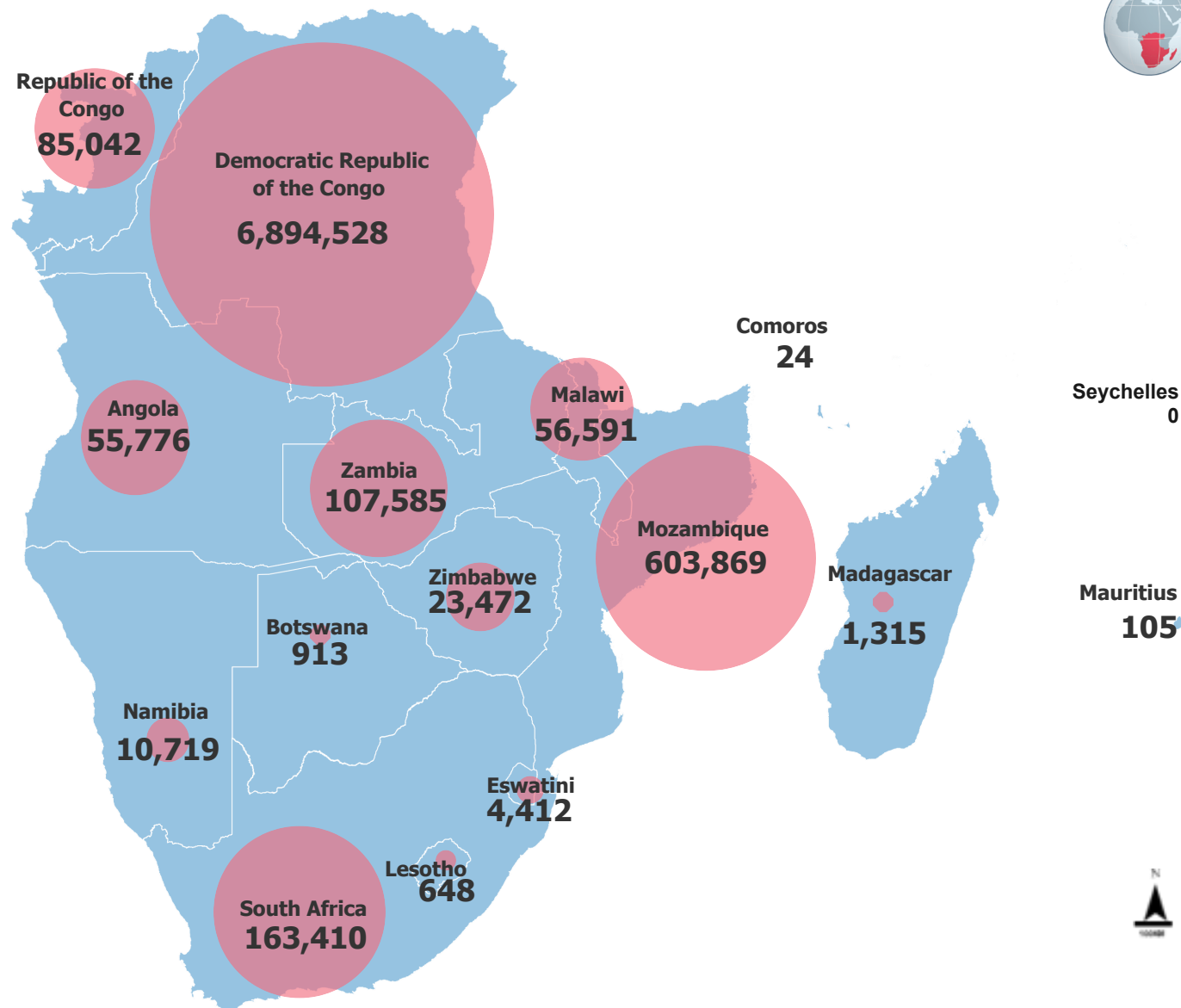


 **6,951,876**

Conflict-induced
Internally displaced
person (IDPs) and
returned IDPs (87%
of the overall forcibly
displaced people and
returnees population)



(1) In addition, there are 1,227,879 people displaced internally in
the context of disasters and climate change. The displacement
occurred in the following countries: Malawi (659,278), The
Democratic Republic of the Congo (387,733), Mozambique
(139,333) and Zimbabwe (41,535).



The boundaries and names shown and the designations used on this map do not imply official endorsement or acceptance by the United Nations

Summary population table

Country of Asylum	Refugee	Asylum-Seeker	Other of Concern	IDP by Conflict	Returned IDP	Refugee Returnee	Statelessness	Total
Democratic Republic of the Congo	519,068	1,129		6,374,331		0		6,894,528
Other	373,275	910		5,166,277		0		5,540,462
Bele	3,292	131						3,423
Bili	10,436							10,436
Biringi	6,561	2						6,563
Boyabu	9,092							9,092
IDP Camp				1,208,054				1,208,054
Inke	20,674	3						20,677
Lusenda	26,304							26,304
Mboti	630							630
Meri	25,824	83						25,907
Mole	10,967							10,967
Mulongwe	14,843							14,843
Nzakara	8,727							8,727
Sidi	4,171							4,171
Wenze	4,272							4,272
Angola	25,295	30,279	202					55,776
Lovua Settlement	6,252							6,252
Other	1,686	256	61					2,003
Unknown	17,357	30,023	141					47,521
Botswana	827	10	76					913
Dukwe	697	9	40					746
Other	130	1	36					167
Comoros	8	16						24
Other	8	16						24
Congo	63,946	7,716	13,380					85,042
Other	51,828	6,825	13,118					71,771
Site de Bouemba	5,960		48					6,008
Site du 15 Avril	6,158	891	214					7,263
Eswatini	1,317	3,080	15					4,412
Other	1,317	3,080	15					4,412
Lesotho	444	197	7					648
Other	444	197	7					648
Madagascar	90	1,205	20					1,315
Other	90	1,205	20					1,315
Malawi	34,977	21,610	4					56,591
Dzaleka	33,463	19,583	4					53,050
Other	1,514	2,027	0					3,541
Mauritius	12	93						105
Other	12	93						105
Mozambique	5,345	18,955	2,024	577,545				603,869
Maratane Camp	2,699	4,471	889					8,059
Other	2,646	14,484	1,135	577,545				595,810
Namibia	5,302	1,368	60				3,989	10,719
Osire	4,801	1,277	20					6,098
Other	501	91	40				3,989	4,621
Seychelles								0
Other								0
South Africa	68,994	94,416						163,410
Unknown	68,994	94,416						163,410
Zambia	79,560	10,153	17,872					107,585
Mantapala	8,396	876						9,272
Mayukwayukwa	19,412	119	7,309					26,840
Meheba	32,969	1,158	9,800					43,927
Other	18,783	8,000	763					27,546
Zimbabwe	9,138	13,333	1,001					23,472
Other	590	6,565	58					7,213
Tongogara	8,364	6,754	911					16,029
Unknown	184	14	32					230
Total	814,323	203,560	34,661	6,951,876		0	3,989	8,008,409

Notes: The figures are subject to change; *IDPs by disaster are not included; **'Other' in the location refers to any known location other than camp or settlement sites, covering both urban and rural areas; ***self-settled refers to the individuals without available information such as their names and locations, and their locations are categorized to be 'unknown'; those by location in Congo, Democratic Republic of the Congo and Zimbabwe could be different from the numbers operation report due to inconsistency in proGres.

contact : UNHCR RBSA/DIMA, rsarbdima@unhcr.org