

In October 2024, **approx 66,000** new internal displacements were monitored by the UNHCR-led Protection and Solutions Monitoring Network (PSMN). Major drivers include **conflict and insecurity** (49,979 - 76%), **flood** (1,905 - 3%), and **other reasons** (12,642 - 19%).

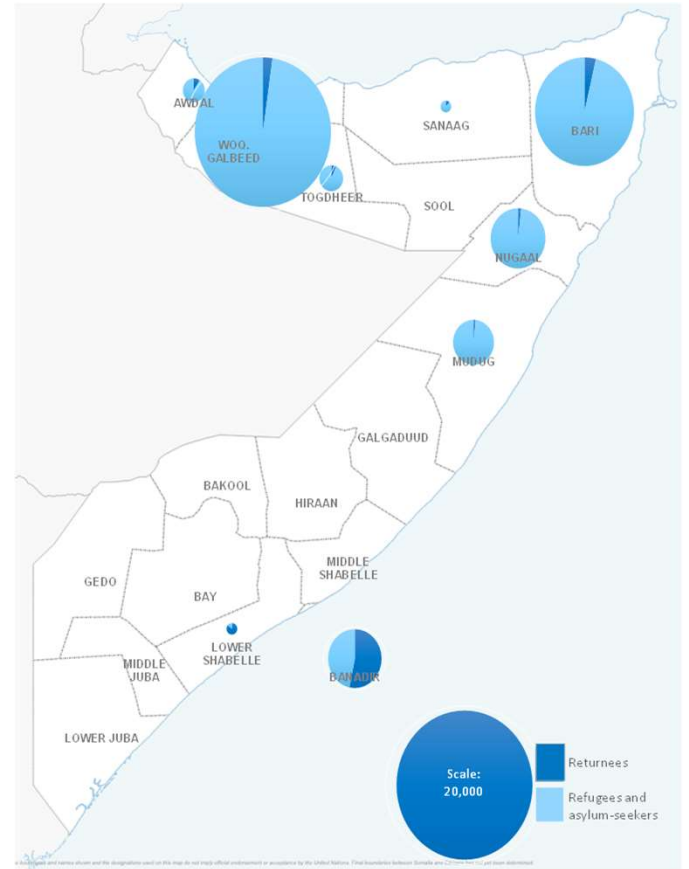
Overall, in October 2024, PSMN recorded the highest number of internal displacements in **Luuq** (36,234), followed by **Baidoa** (3,370) and **Diinsoor** (2,780) districts, respectively.

People we work with and for

IDPs	3,864,000
Asylum Seekers	21,924
Refugees	19,240
Refugee Returnees	140,155

**Estimated internally displaced persons as of March 2024 (Source: Somalia UN IDP - WG)*

Returnees, refugee and asylum seekers map




41,164

Refugees & Asylum-Seekers

At the end of October 2024, a total of 40,559 refugees and asylum-seekers are registered in Somalia, mainly from **Ethiopia** (26,712 asylum seekers and refugees), **Yemen** (12,100 refugees and asylum seekers) and **Syria** (1,751 refugees and asylum seekers). The remaining 601 registered are from other countries.

Region	Ethiopia	Yemen	Other
Woq. Galbeed	11,772	6,570	1,742
Bari	8,580	1,922	125
Nugaal	2,990	249	42
Mudug	1,701	82	44
Togdheer	392	168	54
Sanaag	123	3	4
Awdal	317	199	10
Banadir	12	2,770	331
Sool	-	-	-
Middle Shabelle	-	-	-
Lower Shabelle	-	129	-
Other	825	7	-
TOTAL	26,712	12,100	2,352



140,155

Refugee Returnees (Since 2014)

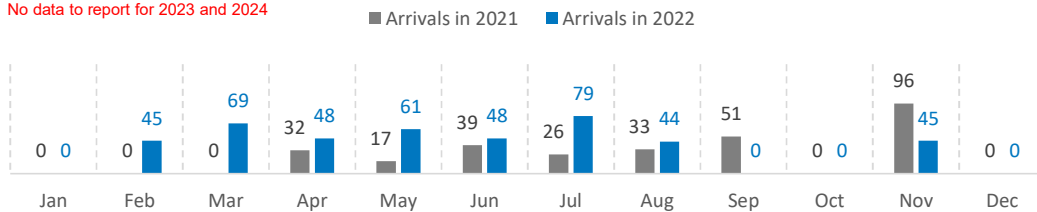
Data presented in this report relates to returnees arriving in Somalia as of October 2024.

Since December 2014, UNHCR has supported **96,041** Somali refugees to return to Somalia. Additionally, a total of **44,114** Somalis were monitored as arriving spontaneously.

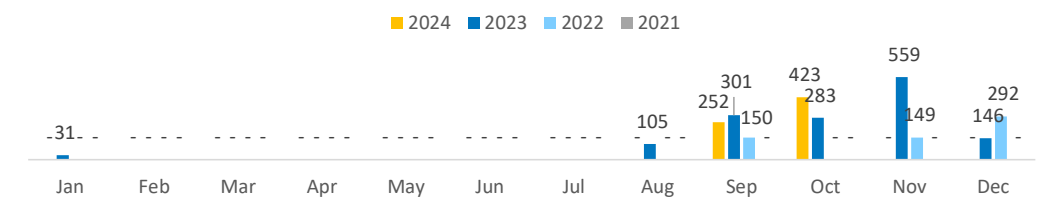
Region	Kenya	Yemen	Other
Banadir	15,879	20,624	1,061
Bari	12	2,607	34
Bay	9,705	1,418	22
Galgaduud	15	142	3
Gedo	2,922	361	45
Awdal	-	375	17
Lower Juba	54,844	2,195	128
Middle Juba	1,539	18	1
Middle Shabelle	798	780	25
Mudug	10	312	18
Nugaal	13	414	23
Other	84,360	22,978	32,817
TOTAL	85,904	52,221	2,030

Somali returnees from Kenya by month

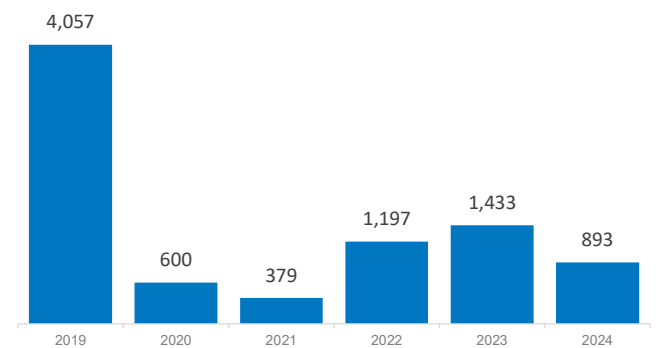
No data to report for 2023 and 2024



Assisted spontaneous returnees from Yemen by month



Number of returnees (with assistance from UNHCR) by Year

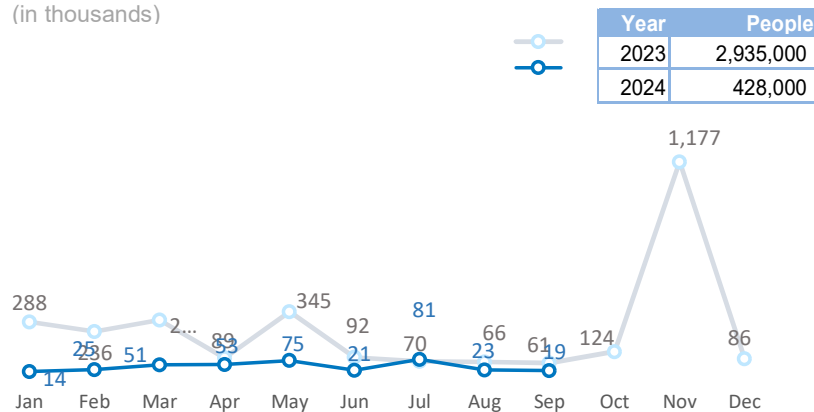


Somalia Internal DISPLACEMENT

Displacements monitored by UNHCR Protection and Solutions Monitoring Network (PSMN)

Monthly internal displacement (2023 - 2024)

(in thousands)



2024 displacement reasons

Conflict/Insecurity	215,000
Flood	128,000
Other	81,000
Total	428,000

2024 top Departure regions

Gedo	122,000
Lower Juba	60,000
Hiraan	56,000
Bay	36,000
Banadir	31,623
Middle Juba	27,670
Bari	22,349
Bakool	13,107
Total(approx.)	428,000

October 2024 displacement reasons

Conflict/Insecurity	50,000
Other	13,000
Flood	2,000
Total	66,000

October 2024 top Departure regions

Gedo	40,000
Bay	6,000
Banadir	5,000
Lower Juba	4,000
Bari	2,992
Middle Juba	2,938
Nugaal	1,402
Bakool	826
Other	(2,842)
Total	66,000

[Somalia: Global Focus](#) - [Somalia: Information sharing portal](#) - [UNHCR Somalia](#) - [@UNHCRSom](#) - [Facebook: UNHCR Somalia](#) - [Somalia internal displacement](#)

UNHCR is grateful for the generous contributions of donors who have directly contributed to the UNHCR Somalia operation in 2024