

In September 2024, **approx 19,000** new internal displacements were monitored by the UNHCR-led Protection and Solutions Monitoring Network (PSMN). Major drivers include **conflict and insecurity (6,338 33%), flood (2,034 11%), other reasons (9,529 50%).**

In September 2024, PSMN recorded the highest number of internal displacements in **the Banadir (1,513) followed by the Lower Juba (1,364) due to conflict and insecurity. Similarly, the Banadir (814) and Middle Shabelle (577) regions were recorded as having the highest displacements arrival due to flooding.**

People we work with and for

IDPs	3,864,000
Asylum Seekers	21,521
Refugees	19,038
Refugee Returnees	139,529

**Estimated internally displaced persons as of March 2024 (Source: Somalia UN IDP - WG)*

40,559

Refugees & Asylum-Seekers

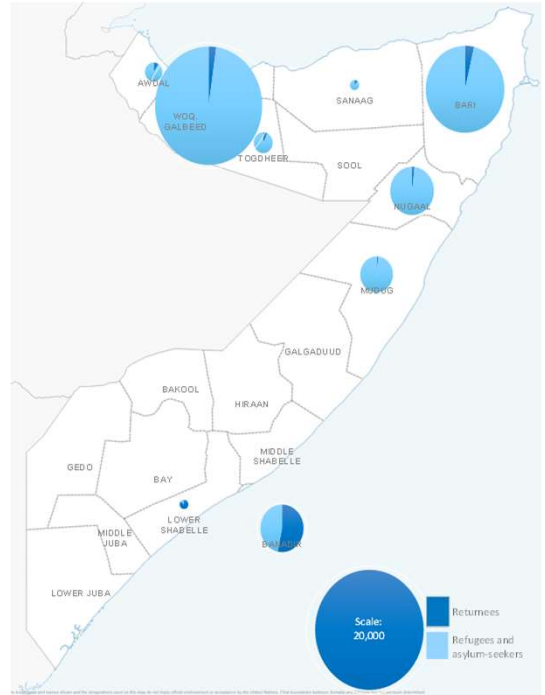
At the end of September 2024, a total of 40,559 refugees and asylum-seekers are registered in Somalia, mainly from **Ethiopia (26,308 asylum seekers and refugees), Yemen (11,916 refugees and asylum seekers) and Syria (1,739 refugees and asylum seekers)**. The remaining **596** registered are from other countries.

139,529

Refugee Returnees (Since 2014)

Data presented in this report relates to returnees arriving in Somalia as of September 2024. Since December 2014, UNHCR has supported **95,206** Somali refugees to return to Somalia. Additionally, a total of **44,054** Somalis were monitored as arriving spontaneously.

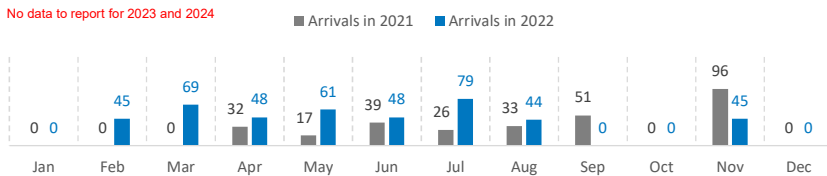
Returnees, refugee and asylum seekers map



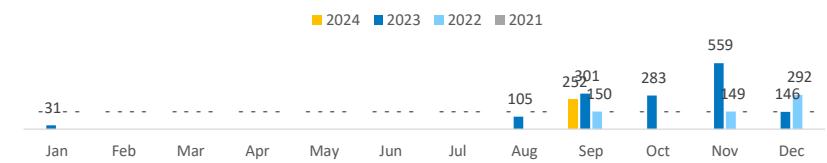
Region	Ethiopia	Yemen	Other
Woq. Galbeed	11,454	6,328	1,717
Bari	8,476	1,913	132
Nugaal	2,998	245	24
Mudug	1,705	84	48
Togdheer	393	173	54
Sanaag	127	19	4
Awdal	317	198	9
Banadir	12	2,803	347
Sool	-	-	-
Middle Shabelle	-	-	-
Lower Shabelle	-	133	-
Other	826	18	-
TOTAL	26,308	11,916	2,335

Region	Kenya	Yemen	Other
Banadir	15,879	20,624	959
Bari	12	2,586	34
Bay	9,705	1,418	22
Galgaduud	15	142	3
Gedo	2,922	361	45
Awdal	-	375	17
Lower Juba	54,844	2,195	128
Middle Juba	1,539	18	1
Middle Shabelle	798	780	25
Mudug	10	312	18
Nugaal	13	414	23
Other	84,462	22,530	32,537
TOTAL	85,904	51,752	1,873

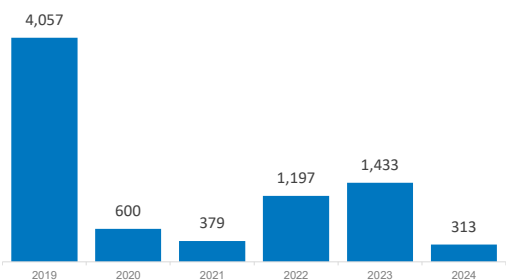
Somali returnees from Kenya by month



Assisted spontaneous returnees from Yemen by month



Number of returnees (with assistance from UNHCR) by Year

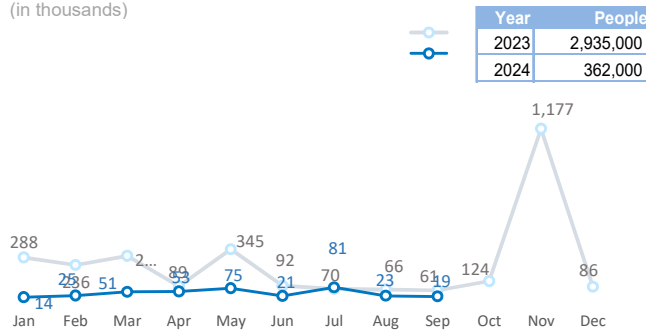


Somalia Internal DISPLACEMENT

Displacements monitored by UNHCR Protection and Solutions Monitoring Network (PSMN)

Monthly internal displacement (2023 - 2024)

(in thousands)



2024 displacement reasons

Conflict/Insecurity	165,000
Flood	126,000
Other	68,000
Total	362,000

2024 top Departure regions

Gedo	82,000
Lower Juba	56,000
Hiraan	56,000
Bay	31,000
Banadir	26,359
Middle Juba	24,732
Bari	19,253
Galgaduud	12,801
Total(approx.)	362,000

September 2024 displacement reasons

Other	10,000
Conflict/Insecurity	6,000
Flood	2,000
Other	1,000
Total	19,000

September 2024 top Departure regions

Banadir	3,000
Bay	2,000
Middle Juba	2,000
Bari	2,000
Gedo	1,799
Lower Juba	1,638
Bakool	1,229
Middle Shabelle	884
Other	(4,450)
Total	19,000

[Somalia: Global Focus](#) - [Somalia: Information sharing portal](#) - [UNHCR Somalia](#) - [@UNHCRSom](#) - [Facebook: UNHCR Somalia](#) - [Somalia internal displacement](#)

UNHCR is grateful for the generous contributions of donors who have directly contributed to the UNHCR Somalia operation in 2024

