

In July 2024, **approx 81,000** new internal displacements were monitored by the UNHCR-led Protection and Solutions Monitoring Network (PSMN). Major drivers include **conflict and insecurity (68,568 84%)**, **flood (2,262 3%)**, **other reasons (10,175 13%)**.

In July 2024, PSMN recorded the highest number of internal displacements in the **Gedo region (46,453 68%)** followed by the **Lower Juba (1,658 8%)** due to **conflict and insecurity**. Similarly, the **Gedo (1,314)** and **Banadir (644)** regions were recorded as having the highest displacements arrival due to flooding.



### 39,696

#### Refugees & Asylum-Seekers

At the end of July 2024, a total of 39,696 refugees and asylum-seekers are registered in Somalia, mainly from **Ethiopia (25,663 asylum seekers and refugees)**, **Yemen (11,741 refugees and asylum seekers)** and **Syria (1,726 refugees and asylum seekers)**. The remaining **566** registered are from other countries.

Region	Ethiopia	Yemen	Other
Woq. Galbeed	11,038	6,183	1,677
Bari	8,474	1,920	124
Nugaal	2,998	245	24
Mudug	1,705	83	57
Togdheer	188	162	53
Sanaag	127	19	4
Awdal	295	189	9
Banadir	12	2,786	344
Sool	-	-	-
Middle Shabelle	-	-	-
Lower Shabelle	-	133	-
Other	826	19	-
<b>TOTAL</b>	<b>25,663</b>	<b>11,741</b>	<b>2,292</b>



### 139,248

#### Refugee Returnees (Since 2014)

Data presented in this report relates to returnees arriving in Somalia as of July 2024.

Since December 2014, UNHCR has supported **95,206** Somali refugees to return to Somalia. Additionally, a total of **44,042** Somalis were monitored as arriving spontaneously.

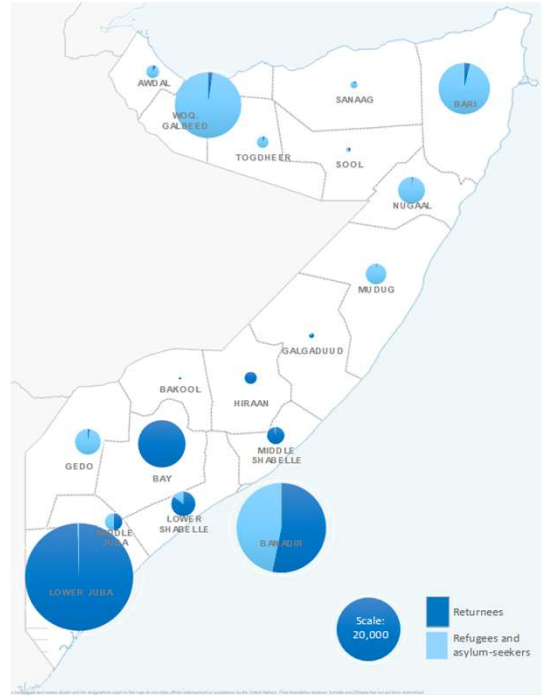
Region	Kenya	Yemen	Other
Lower Juba	54,844	2,167	156
Banadir	15,879	20,463	1,120
Bay	9,705	1,412	28
Gedo	2,922	359	47
Middle Juba	1,539	18	1
Awdal	-	373	19
Hiraan	42	754	45
Woq. Galbeed	18	2,837	588
Galgaduud	15	137	8
Nugaal	13	411	26
Bari	12	2,516	96
Other	-	-	12
<b>TOTAL</b>	<b>85,904</b>	<b>50,874</b>	<b>2,470</b>

#### People we work with and for

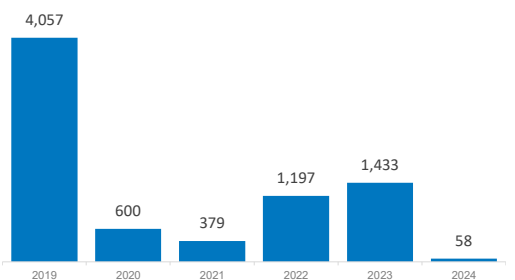
IDPs	3,864,000
Asylum Seekers	20,872
Refugees	18,824
Refugee Returnees	139,248

*\*Estimated internally displaced persons as of March 2024 (Source: Somalia UN IDP - WG)*

#### Returnees, refugee and asylum seekers map

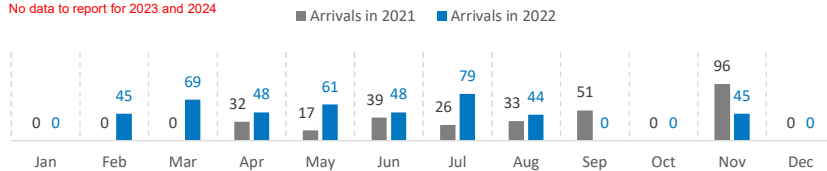


#### Number of returnees (with assistance from UNHCR) by Year

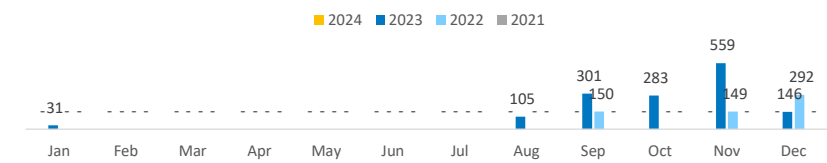


#### Somali returnees from Kenya by month

No data to report for 2023 and 2024



#### Assisted spontaneous returnees from Yemen by month

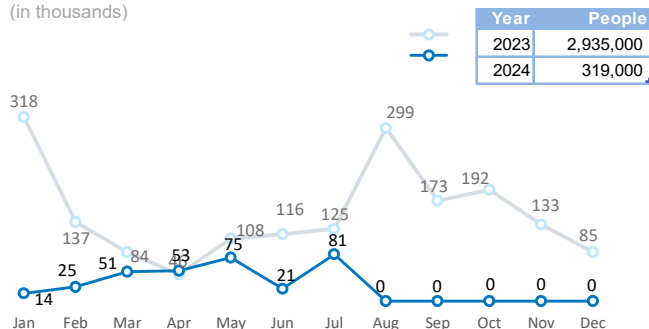


#### Somalia Internal DISPLACEMENT

Displacements monitored by UNHCR Protection and Solutions Monitoring Network (PSMN)

#### Monthly internal displacement (2023 - 2024)

(in thousands)



#### 2024 displacement reasons

Conflict/Insecurity	150,000
Flood	23,000
Other	46,000
<b>Total</b>	<b>319,000</b>

#### 2024 top Departure regions

Gedo	78,000
Hiraan	54,000
Lower Juba	52,000
Bay	25,000
Banadir	22,258
Middle Juba	19,303
Bari	13,103
Galgaduud	12,627

Total(approx.) 319,000

#### July 2024 displacement reasons

Conflict/Insecurity	69,000
Other	10,000
Flood	2,000
<b>Total</b>	<b>81,000</b>

#### July 2024 top Departure regions

Gedo	48,000
Lower Juba	6,000
Banadir	5,000
Bakool	5,000
Middle Juba	3,480
Mudug	3,274
Bay	2,779
Lower Shabelle	2,735
Other	(4,732)
<b>Total</b>	<b>81,000</b>

[Somalia: Global Focus](#) - [Somalia: Information sharing portal](#) - [UNHCR Somalia](#) - [@UNHCRSom](#) - [Facebook: UNHCR Somalia](#) - [Somalia internal displacement](#)

UNHCR is grateful for the generous contributions of donors who have directly contributed to the UNHCR Somalia operation in 2024

