

BORDER CONSORTIUM

EMERGENCY BORDER OPERATIONS

14 TO 27 JULY 2024



Temporary camp accommodating Afghan returnees in the Reception Center at the Torkham border crossing. Photo: IOM/Mina Nazari

RETURNEE INFLOW FROM PAKISTAN

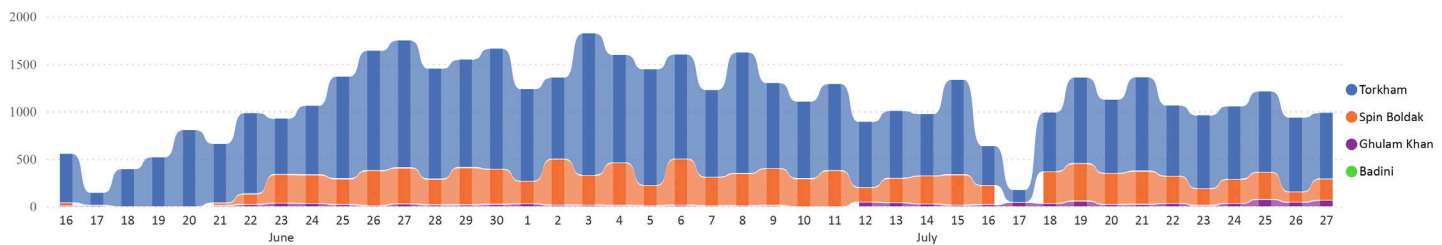
15 SEP TO 27 JUL 2024



14 TO 27 JULY 2024



RECENT TRENDS - 02 JUNE TO 13 JULY 2024



FIND OUR DATA ONLINE ON [OUR INTERACTIVE DASHBOARD](#)

Since 15 September, there has been a notable surge in the number of returnees to Afghanistan, taking place primarily through the Torkham and Spin Boldak border crossings, following the announcement on 3 October by Pakistan’s national Apex Committee of the plan to repatriate over a million foreigners without valid documents, mostly Afghans. There have been over 679,000 returnees recorded up to 27 July 2024, with numbers increasing from less than 200 per day in early October to more than 25,000 by early November.

In March 2024, the Pakistan federal interior ministry has issued orders to resume the repatriation process, targetting primarily Afghan Citizen Card (ACC) holders, starting from April 15, 2024. However, the current levels of new arrivals do not indicate that the reported second wave has already started. The Border Consortium will continue to monitor the situation in coordination with IOM and UNHCR Pakistan, and will promptly relay confirmed updates while actively working with partners on preparedness plans.

On the Iranian side, there was a continued increase in the average number of returnees during the months of May-June compared to the beginning of the year. The consortium partners continue to respond to vulnerable returnees from Iran at the Milak and Islam Qala border points

RETURNEE ASSISTANCE

CUMULATIVE TOTAL

RETURNEES ASSISTED 14 TO 27 JULY 2024



565K

TOTAL FOR REPORTING PERIOD

RETURNEES ASSISTED 14 TO 27 JULY 2024

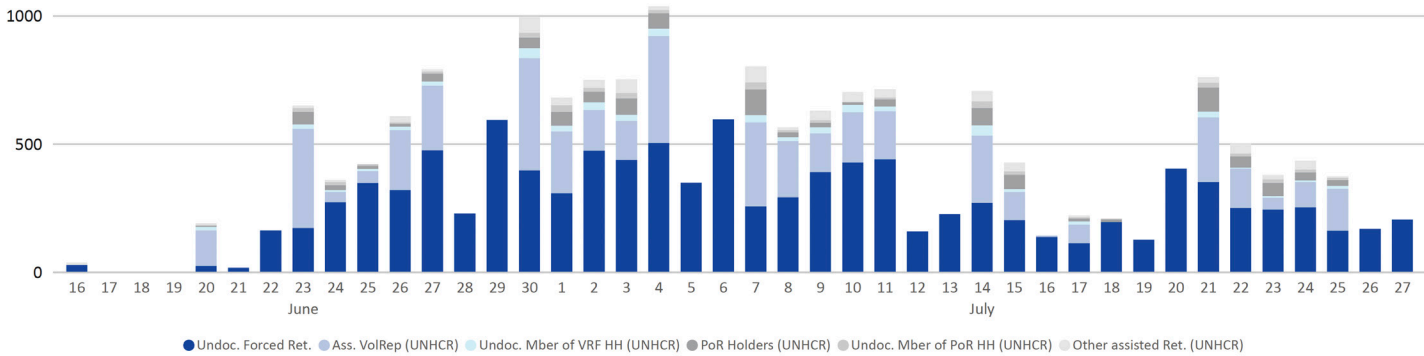


5,173

PREPAREDNESS

In light of the recent developments from Pakistan (see first page), the Border Consortium reviewed its contingency plan for the Pakistan border and worked with the regional Consortium coordination groups to assess partners’ capacity to maintain or scale up their operations as required. The Consortium also updated its 2023/2024 Border appeal and actively engages with partners and donors to anticipate gaps and ensure adequate resources are available in case of a renewed influx. The appeal was released as part of an Integrated Appeal for Afghans returning from Pakistan, in collaboration with the Durable Solutions Working Group.

DAILY TRENDS - 14 TO 27 JULY 2024

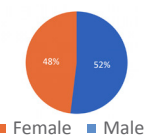


Consortium Partners have progressively scaled up and adjusted operations at both Spin Boldak and Torkham Border Points to respond to the significant increased on returns since mid-September 2023, in coordination with the DFA. Currently, the capacity of partners maintained at these locations allow for assistance provision the day of arrival. In addition to the Consortium partners’ response, the DFA provides each family with cash assistance (10,000 Afghani) and a sim card.

	14-Jul	15-Jul	16-Jul	17-Jul	18-Jul	19-Jul	20-Jul	21-Jul	22-Jul	23-Jul	24-Jul	25-Jul	26-Jul	27-Jul	14 - 27 July	"15 Sep 23 - 27 July 24"
"Undoc. Forced returnees**"	270	202	137	112	195	125	402	350	250	243	252	161	167	204	3070	455881
Deportations						4	131				1		2		138	5451
Ass.VolRep (UNHCR)	263	110	4	73	0	0	0	252	153	47	98	164	0	0	1164	41689
"Undoc. Mber of VRF HH (UNHCR)"	38	11	0	12	0	0	0	23	4	5	7	11	0	0	111	1568
PoR Holders (UNHCR)	68	56	0	11	10	0	0	95	43	51	31	22	0	0	387	22945
"Undoc. Mber of PoR HH (UNHCR)"	26	13	0	5	1	0	0	18	13	16	11	9	0	0	112	10369
"Other assisted Ret. (UNHCR)"	40	34	0	7	0	0	0	20	36	15	34	5	0	0	191	27137
Total ret. Assisted per day	705	426	141	220	206	129	533	758	499	377	434	372	169	204	5173	565040

* includes 44 ACC holders who returned through Torkham and 193 who returned through Spin Boldak during the reporting period.

GENDER OF ASSISTED RETURNEES (CUMULATIVE)



The accumulation of demographic information collected during registration identifies the majority of assisted returnees are children and adolescents (62%). Approximately 20% of returnees are children under 5. Additionally, the demographics indicate that 48% of assisted returnees are women.

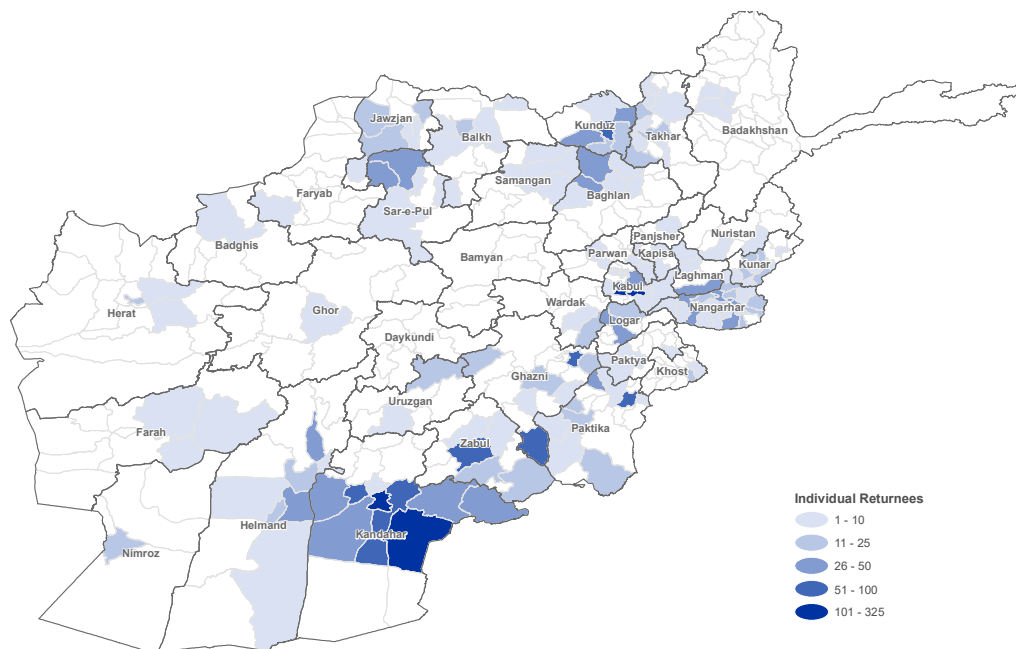
SERVICES PROVIDED & BENEFICIARIES PER LOCATION (REPORTING PERIOD)

Sector	Indicator	TOTAL	TOTAL
UASC / CP	# of unaccompanied and Separated Children identified and supported	5	47
Nutrition	# of children 6-59 months screened for malnutrition (for wasting)	154	199
Nutrition	# of children 6 -59 months with severe acute malnutrition (SAM) admitted for treatment	6	34
Nutrition	# of Moderate Acute Malnutrition (MAM) admitted for treatment	17	54
Nutrition	# of PLVs screening	72	69
Nutrition	# of PLVs MAM admitted for treatment	18	25
WASH	# of people accessing a safe water for drinking, cooking and personal hygiene	0	3805
WASH	# of people gain access to sanitation facilities	0	1297
WASH	# of people reached with hygiene promotion	1847	4452
WASH	# of family hygiene kits distributed	1847	3626
Food	# of individuals who receive cash for food (food basket portion of MPCA)	1778	2632
Food	# of individuals who receive Fortified Biscuits	2309	2718
Protection	# of KIs conducted for Border Protection Monitoring	0	16
Protection	# of protection monitoring visits conducted at border points	8	4
Protection	# of protection monitoring interviews with returnees conducted at the border	191	1458
Protection	# of returnees assessed as having protection concerns at the border points and referred for case management support in AORs	45	28
Protection	# of returnees benefitting from awareness raising and community based protection mechanisms	342	686
Protection	# of returnees provided with emergency accommodation	129	465
Protection	# of returnees provided with emergency flights to final destination	129	874
Protection	# of returnees provided with phones and phone credit	88	90
Protection	# of returnees provided with dignity kits	2	10
Protection	# of families supported with provision of information regarding the organizations providing services to returnees	567	322
Protection	# of children benefited from Child Friendly Space (CFS) activities	2444	1281
Protection	# of PSS kits distributed	44	0
Health	# of women received first ANC services	177	129
Health	# of women received first PNC services	89	43
Health	# of deliveries at Zero Point/Reception Center/Transit Center	0	6
Health	# of CBA women (15-49) received RH services	387	90
Health	# of beneficiaries reached with family planning information and counselling	167	35
Health	# of women, girls, boys and men received health services	3777	1299
Health	# of IDPs, Returnees and Host communities reached through awareness raising sessions about available services	2224	1265
Health	# of individuals referred for to a static health facility (cost coverage of health services at health facility is covered)	0	8
Health	# of women received primary health services (NOT INCLUDING immunization)	583	401
Health	# of girls received primary health services (NOT INCLUDING immunization)	101	137
Health	# of boys received primary health services (NOT INCLUDING immunization)	26	120
Health	# of men received primary health services (NOT INCLUDING immunization)	369	382
Health	# of women and men received Mental Health and Psychosocial services	245	27
Health	# of girls and boys received Mental Health and Psychosocial services	1334	1289
Health	# of 10+yrs receiving immuzination	17	0
Health	# of under 5 children received immunization	13	152
Transport	# of individuals who receive Cash for Transport	1160	1938
Infrastructure / Facilities	# of individuals who receive hotmeal/refreshments at the transit centers	1223	2202
Infrastructure / Facilities	# of individuals provided with overnight accommodations at the transit centers	0	170
EORE	# of individuals receiving EORE	751	1973
Infrastructure / Facilities	# of individuals provided with overnight accommodations at the transit centers	18	172
EORE	# of individuals receiving EORE	2807	2208
		24685	35858

In Spin Boldak and Torkham, a total of **1,164 individuals** received assistance as part of the **voluntary repatriation program**

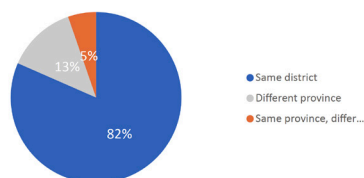
INTENDED AREAS OF RETURN

(REPORTING PERIOD)



LOCATION OF ORIGIN VS. LOCATION OF RETURN

(CUMULATIVE)



Cumulative data collected during the provision of assistance at the Spin Boldak and Torkham border crossing points indicate the vast majority of returnees (87%) aim to return to their provinces of origin, with 82% planning to resettle to their district of origin. The majority of returnees aim to resettle in Nangahar, Kandahar, Kunar, Kabul, and Kunduz.

UNDOCUMENTED RETURNS FROM IRAN - LAST 12 MONTHS

