



In June 2024, **approx 20,000** new internal displacements were monitored by the UNHCR-led Protection and Solutions Monitoring Network (PSMN). Major drivers include **conflict and insecurity (6,000)**, **flood (8,000)**, **other reasons (6,000)**.

In June 2024, PSMN recorded the highest number of internal displacements in the **Lower Juba region (1,876)** followed by the **Gedo region (1,658)** due to **conflict and insecurity**. Similarly, the **Gedo (3,041)** and **Banadir (2,495)** regions were recorded as having the highest displacements arrival due to flooding.



### 39,475

#### Refugees & Asylum-Seekers

At the end of June 2024, a total of 39,475 refugees and asylum-seekers are registered in Somalia, mainly from **Ethiopia (25,578 asylum seekers and refugees)**, **Yemen (11,648 refugees and asylum seekers)** and **Syria (1,709 refugees and asylum seekers)**. The remaining **540** registered are from other countries.

Region	Ethiopia	Yemen	Other
Woq. Galbeed	10,951	6,120	1,648
Bari	8,474	1,907	122
Nugaal	3,000	243	24
Mudug	1,705	83	57
Togdheer	188	158	57
Sanaag	127	19	4
Awdal	295	186	9
Banadir	12	2,782	327
Sool	-	-	-
Middle Shabelle	-	-	-
Lower Shabelle	-	129	-
Other	826	19	1
<b>TOTAL</b>	<b>25,578</b>	<b>11,648</b>	<b>2,249</b>



### 139,155

#### Refugee Returnees (Since 2014)

Data presented in this report relates to returnees arriving in Somalia as of June 2024.

Since December 2014, UNHCR has supported **95,189** Somali refugees to return to Somalia. Additionally, a total of **43,966** Somalis were monitored as arriving spontaneously.

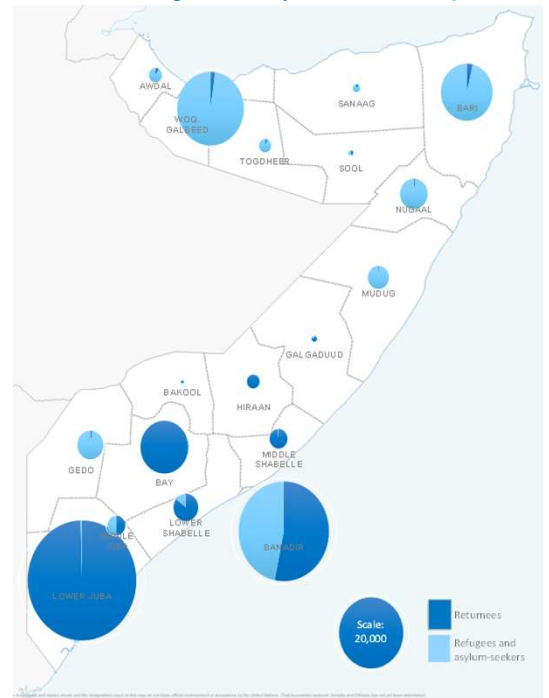
Region	Kenya	Yemen	Other
Lower Juba	54,844	2,163	156
Banadir	15,879	20,437	1,106
Bay	9,705	1,412	28
Gedo	2,922	359	47
Middle Juba	1,539	18	1
Awdal	-	373	19
Hiraan	42	754	45
Woq. Galbeed	18	2,831	581
Galgaduud	15	137	8
Nugaal	13	409	26
Bari	12	2,490	96
Other	-	-	12
<b>TOTAL</b>	<b>85,904</b>	<b>50,802</b>	<b>2,449</b>

#### People we work with and for

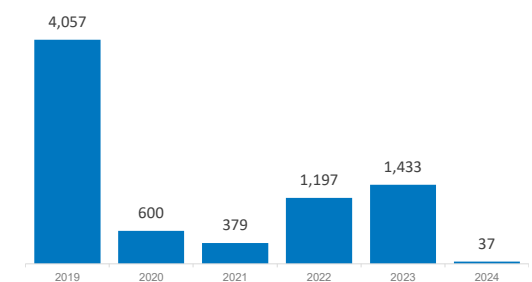
IDPs	3,864,000
Asylum Seekers	20,776
Refugees	18,699
Refugee Returnees	139,155

*\*Estimated internally displaced persons as of March 2024 (Source: Somalia UN IDP - WG)*

#### Returnees, refugee and asylum seekers map

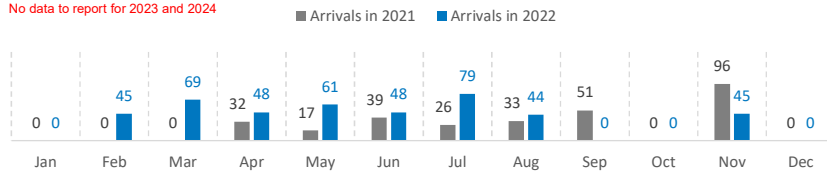


#### Number of returnees (with assistance from UNHCR) by Year



#### Somali returnees from Kenya by month

No data to report for 2023 and 2024



#### Assisted spontaneous returnees from Yemen by month

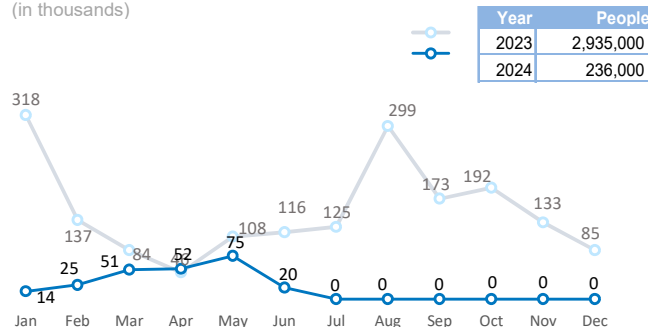


#### Somalia Internal DISPLACEMENT

Displacements monitored by UNHCR Protection and Solutions Monitoring Network (PSMN)

#### Monthly internal displacement (2023 - 2024)

(in thousands)



#### 2024 displacement reasons

Flood	121,000
Conflict/Insecurity	81,000
Other	35,000
<b>Total</b>	<b>236,000</b>

#### 2024 top Departure regions

Hiraan	54,000
Lower Juba	46,000
Gedo	30,000
Bay	22,000
Banadir	16,891
Middle Juba	15,823
Galgaduud	12,259
Bari	10,507

Total(approx.) 236,000

#### June 2024 displacement reasons

Flood	8,000
Conflict/Insecurity	6,000
Other	6,000
<b>Total</b>	<b>20,000</b>

#### June 2024 top Departure regions

Gedo	5,000
Banadir	3,000
Bari	3,000
Bay	2,000
Lower Juba	1,954
Middle Juba	1,921
Bakool	1,119
Mudug	823
Other	(1,183)
<b>Total</b>	<b>20,000</b>

[Somalia: Global Focus](#) - [Somalia: Information sharing portal](#) - [UNHCR Somalia](#) - [@UNHCRSom](#) - [Facebook: UNHCR Somalia](#) - [Somalia internal displacement](#)

UNHCR is grateful for the generous contributions of donors who have directly contributed to the UNHCR Somalia operation in 2024

