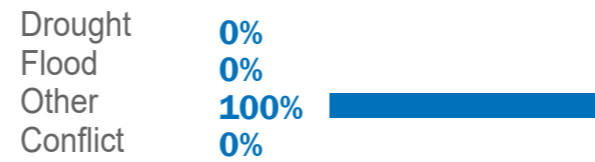
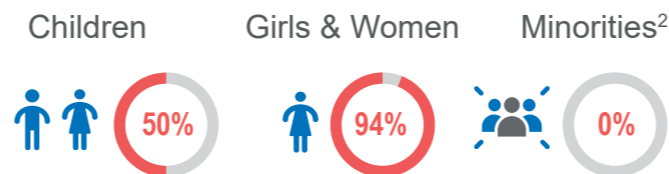


<sup>1</sup>Some protection violations were not recorded due to security risks in some regions.

**TRIGGERS OF DISPLACEMENT (MARCH 2024 IN %)**

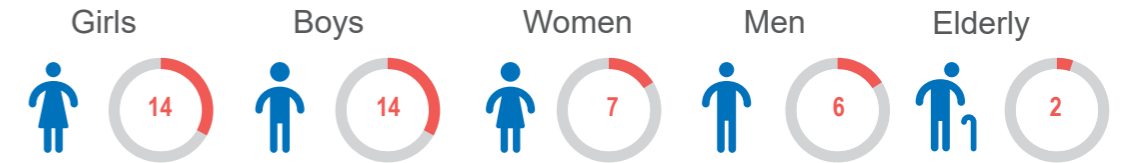


**PROTECTION VIOLATIONS CONCERNING CHILDREN, WOMEN AND MINORITIES (2024 IN %)**



<sup>2</sup>Members of minority clans include the Benadiri, Bantu, AUGUSTIE, Barawans, Gardere, Yakabur and Rahanweyne.

**DEMOGRAPHICS (MARCH 2024)<sup>3</sup>**



<sup>3</sup>Disaggregated data for displaced persons are based on those displacement reports where data has been collected at household level.

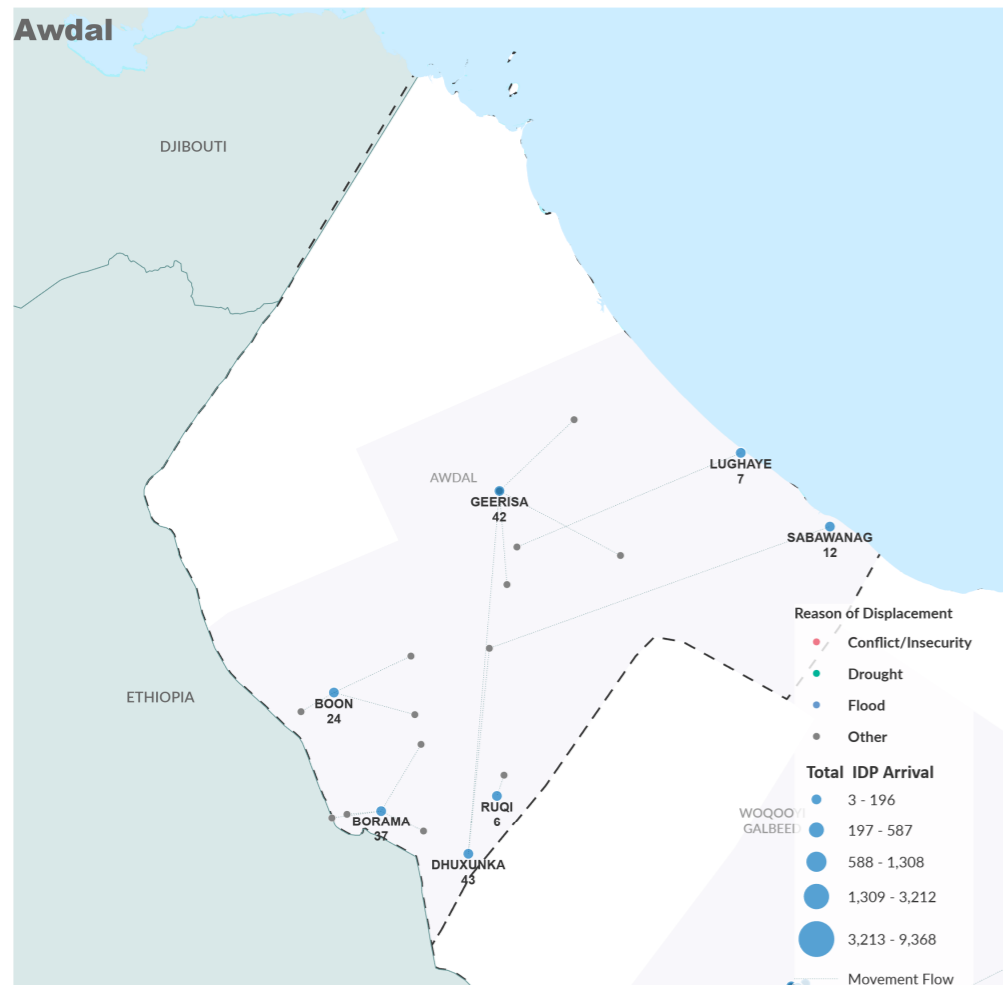
**SPECIFIC NEEDS OF THOSE WHO EXPERIENCED PROTECTION VIOLATIONS (IN 2024)<sup>4</sup>**



<sup>4</sup>In MAR 2024, 10 specific needs were recorded of those individuals who experienced protection violations.

<sup>5</sup>Others who are at risk include the following categories family unit, specific legal and physical protection needs, unaccompanied or separate child, pregnant or lactating, serious medical condition, single parent, SGBV and torture. Individuals can have multiple vulnerabilities

**IDP FLOW MOVEMENT (JAN-MARCH 2024)**



The boundaries and names shown and the designations used on this map do not imply official endorsement or acceptance by the United Nations.

Lughaye district was the district with the highest recorded displacement incidents in the region (30).

30 individuals were displaced to Geerisa settlement, making it the largest displacement incident due to Other.

Borama district was the district with the second highest recorded displacement incidents in the region (6).

6 individuals were displaced to Ruqi settlement, making it the second largest displacement incident due to Other.

Baki district was the district with the third highest recorded displacement incidents in the region (6).

6 individuals were displaced to Boon settlement, making it the third largest displacement incident due to Other.

In March 2024, 1% of protection violations across Somalia were recorded in Awdal region.

Borama district had the highest recorded percentage of protection violations across the Awdal region (100%).

The highest recorded protection violations in the region from January to March 2024 include the following:

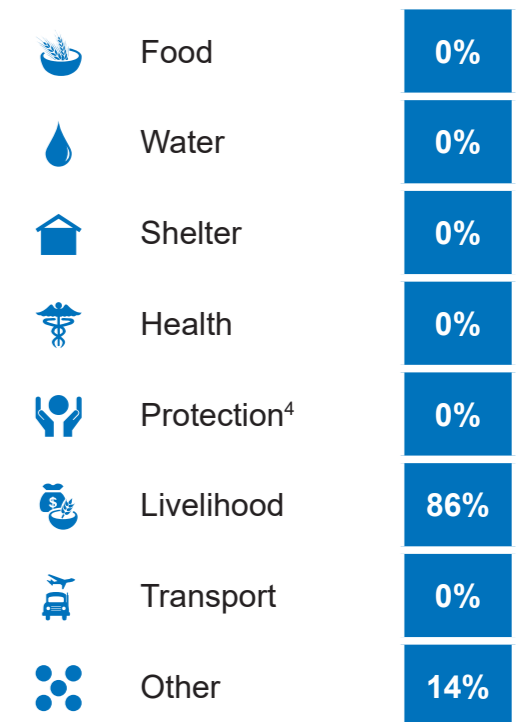
- Domestic Violence (41%)
- Attempted rape (25%).

Borama district was the district with the highest number of protection violations in the region from January 2016 to March 2024 (1366).

**Top 3 Protection Risks Identified**

1. Discrimination and stigmatization, denial of resources, opportunities, services and/or humanitarian access
2. Child and forced family separation
3. -

**PRIORITY NEED ON ARRIVAL (MARCH 2024 IN %)**



<sup>6</sup>Protection figures are underreported due to the concerns related to the sensitivity of this topic in the context of Somalia.

This dashboard should be read in conjunction with the Notes on [PRMN Methodology](#) which outline the approach and certain limitations. More information on Somalia can be found on the [UNHCR Somalia Data Portal](#). For more statistical information related to Protection Monitoring and Displacement, visit [PRMN interactive portal \(https://prmn-somalia.unhcr.org\)](https://prmn-somalia.unhcr.org). Contact: [sommopmn@unhcr.org](mailto:sommopmn@unhcr.org)

Implemented by:



UNHCR is grateful for the generous contributions of donors who have directly contributed to the UNHCR Somalia operation in 2024



Internal Displacement Solutions Fund



From the People of Japan



# OF INCIDENTS THAT CAUSED DISPLACEMENT

MARCH 2024

193

IN 2024

353

# OF NEWLY DISPLACED POPULATION

1323

2430

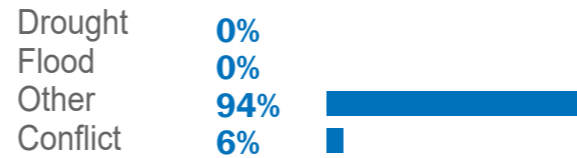
# OF PROTECTION VIOLATIONS RECORDED<sup>1</sup>

76

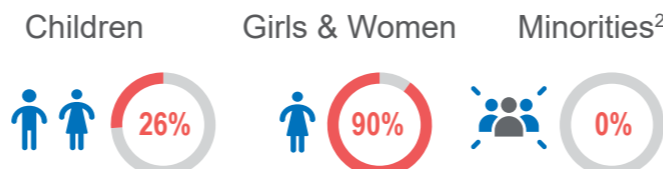
256

<sup>1</sup>Some protection violations were not recorded due to security risks in some regions.

**TRIGGERS OF DISPLACEMENT (MARCH 2024 IN %)**

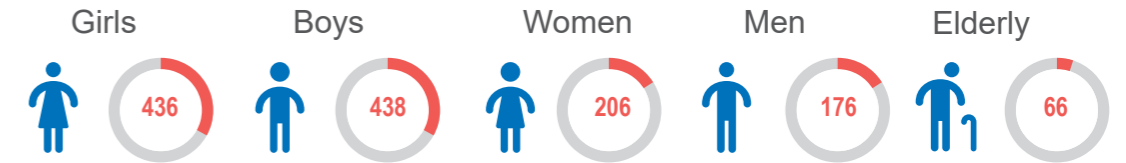


**PROTECTION VIOLATIONS CONCERNING CHILDREN, WOMEN AND MINORITIES (2024 IN %)**



<sup>2</sup>Members of minority clans include the Benadiri, Bantu, AUGUSTIe, Barawans, Gardere, Yakabur and Rahanweyne.

**DEMOGRAPHICS (MARCH 2024)<sup>3</sup>**



<sup>3</sup>Disaggregated data for displaced persons are based on those displacement reports where data has been collected at household level.

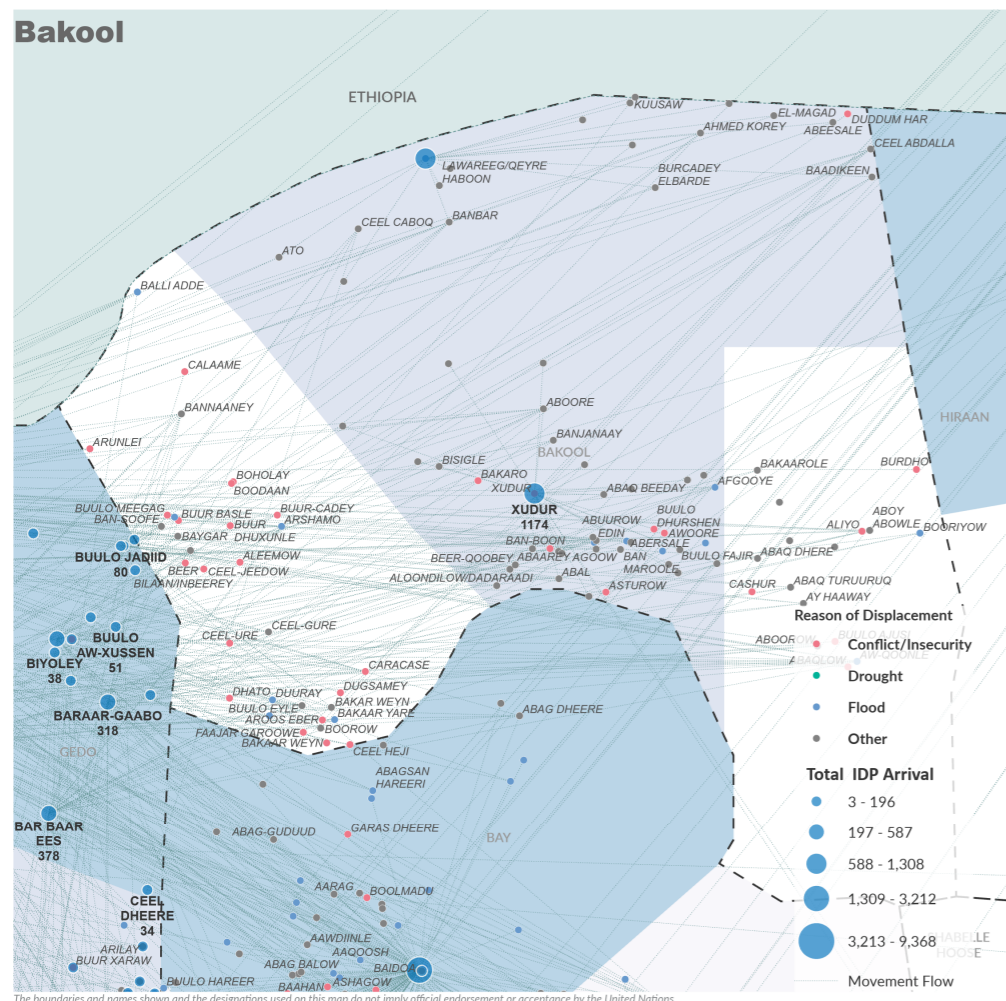
**SPECIFIC NEEDS OF THOSE WHO EXPERIENCED PROTECTION VIOLATIONS (IN 2024)<sup>4</sup>**



<sup>4</sup>In MAR 2024, 126 specific needs were recorded of those individuals who experienced protection violations.

<sup>5</sup>Others who are at risk include the following categories family unit, specific legal and physical protection needs, unaccompanied or separate child, pregnant or lactating, serious medical condition, single parent, SGBV and torture. Individuals can have multiple vulnerabilities

**IDP FLOW MOVEMENT (JAN-MARCH 2024)**



Ceel Barde district was the district with the highest recorded displacement incidents in the region (707).

653 individuals were displaced to Ceel Barde settlement, making it the largest displacement incident due to Other.

Xudur district was the district with the second highest recorded displacement incidents in the region (616).

585 individuals were displaced to Xudur settlement, making it the second largest displacement incident due to Other.

- district was the district with the third highest recorded displacement incidents in the region (0).

54 individuals were displaced to Ceel Barde settlement, making it the third largest displacement incident due to Conflict/Insecurity.

In March 2024, 7% of protection violations across Somalia were recorded in Bakool region.

Xudur district had the highest recorded percentage of protection violations across the Bakool region (55%).

The highest recorded protection violations in the region from January to March 2024 include the following:

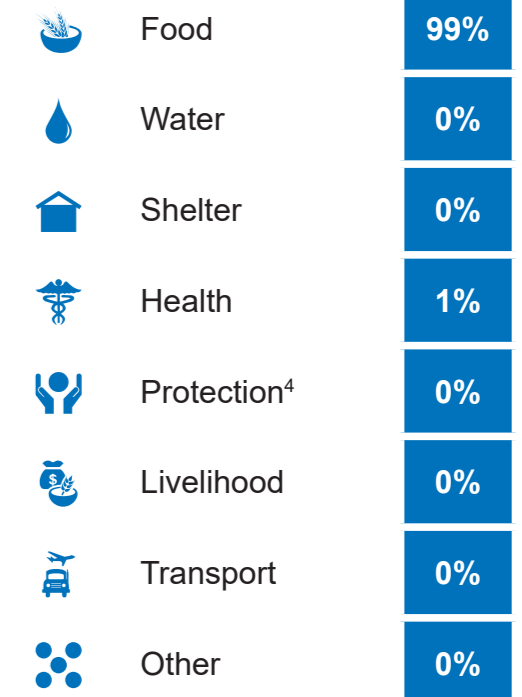
- Domestic Violence (72%)
- Female Genital Mutilation (FGM) (10%).

Xudur district was the district with the highest number of protection violations in the region from January 2016 to March 2024 (1208).

**Top 3 Protection Risks Identified**

- Gender-based violence
- Disinformation and denial of access to information
- Psychological/emotional abuse or inflicted distress

**PRIORITY NEED ON ARRIVAL (MARCH 2024 IN %)**



<sup>6</sup>Protection figures are underreported due to the concerns related to the sensitivity of this topic in the context of Somalia.

This dashboard should be read in conjunction with the Notes on PRMN Methodology which outline the approach and certain limitations. More information on Somalia can be found on the UNHCR Somalia Data Portal. For more statistical information related to Protection Monitoring and Displacement, visit PRMN interactive portal (<https://prmn-somalia.unhcr.org>). Contact: [sommopmn@unhcr.org](mailto:sommopmn@unhcr.org)

Implemented by:



UNHCR is grateful for the generous contributions of donors who have directly contributed to the UNHCR Somalia operation in 2024



Internal Displacement Solutions Fund



From the People of Japan



 # OF INCIDENTS THAT CAUSED DISPLACEMENT

MARCH 2024

**165**


IN 2024

**546**

 # OF NEWLY DISPLACED POPULATION

**1469**

**8118**

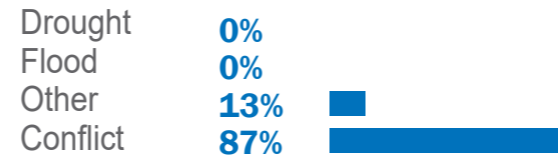
 # OF PROTECTION VIOLATIONS RECORDED<sup>1</sup>

**152**

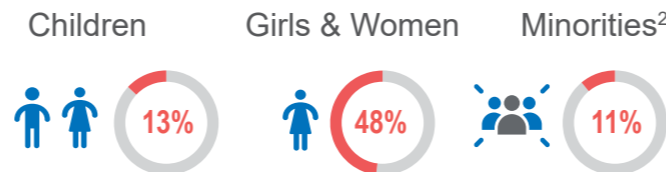
**454**

<sup>1</sup>Some protection violations were not recorded due to security risks in some regions.

**TRIGGERS OF DISPLACEMENT (MARCH 2024 IN %)**

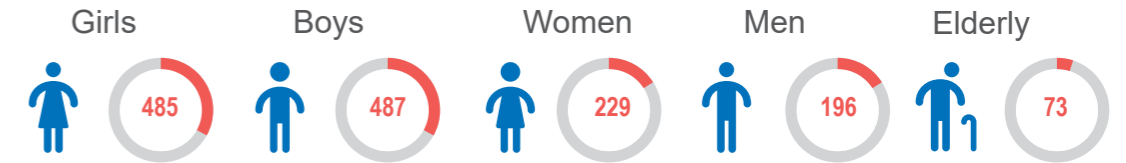


**PROTECTION VIOLATIONS CONCERNING CHILDREN, WOMEN AND MINORITIES (2024 IN %)**



<sup>2</sup>Members of minority clans include the Banadiri, Bantu, AUGUSTIe, Barawans, Gardere, Yakabur and Rahanweyne.

**DEMOGRAPHICS (MARCH 2024)<sup>3</sup>**



<sup>3</sup>Disaggregated data for displaced persons are based on those displacement reports where data has been collected at household level.

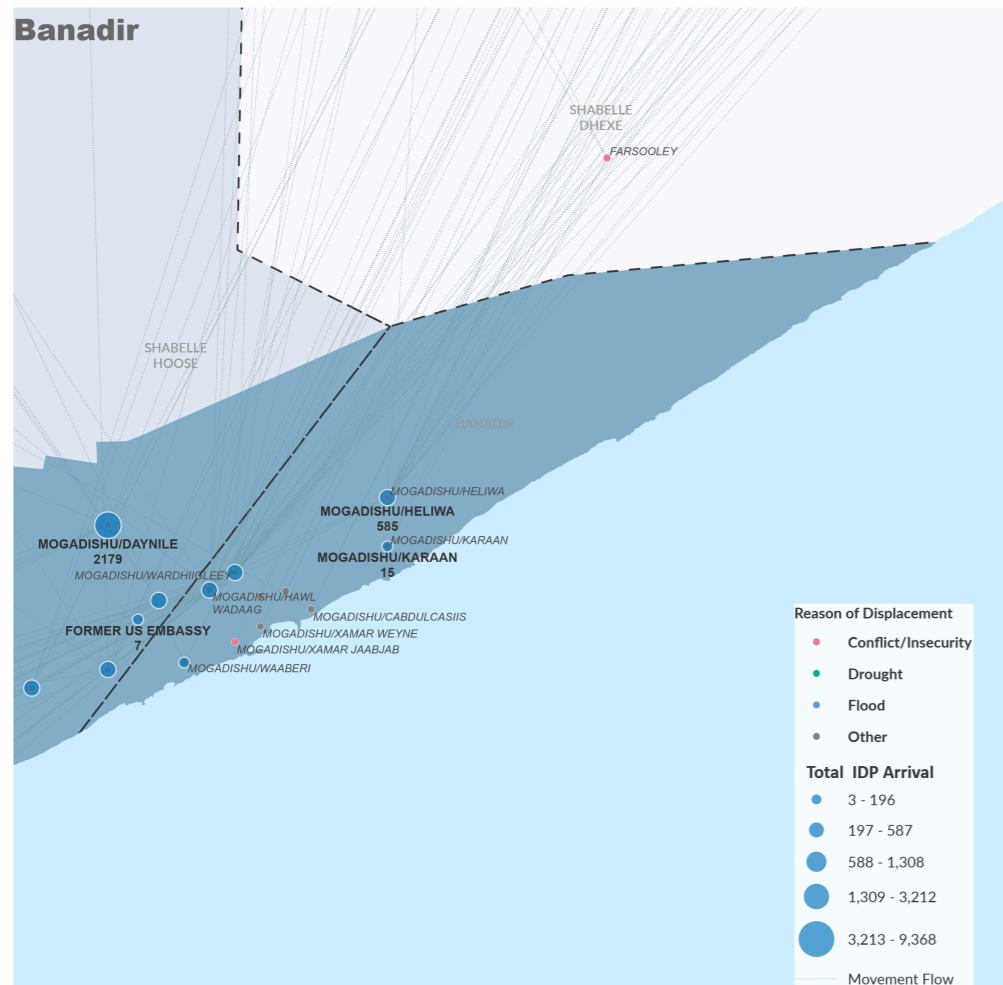
**SPECIFIC NEEDS OF THOSE WHO EXPERIENCED PROTECTION VIOLATIONS (IN 2024)<sup>4</sup>**



<sup>4</sup>In MAR 2024, 48 specific needs were recorded of those individuals who experienced protection violations.

<sup>5</sup>Others who are at risk include the following categories family unit, specific legal and physical protection needs, unaccompanied or separate child, pregnant or lactating, serious medical condition, single parent, SGBV and torture. Individuals can have multiple vulnerabilities

**IDP FLOW MOVEMENT (JAN-MARCH 2024)**



The boundaries and names shown and the designations used on this map do not imply official endorsement or acceptance by the United Nations.

Banadir district was the district with the highest recorded displacement incidents in the region (1469).

332 individuals were displaced to Mogadishu/Dharkenley settlement, making it the largest displacement incident due to Conflict/Insecurity.

- district was the district with the second highest recorded displacement incidents in the region (0).

316 individuals were displaced to Mogadishu/Daynile settlement, making it the second largest displacement incident due to Conflict/Insecurity.

- district was the district with the third highest recorded displacement incidents in the region (0).

187 individuals were displaced to Mogadishu/Heliwa settlement, making it the third largest displacement incident due to Conflict/Insecurity.

In March 2024, 14% of protection violations across Somalia were recorded in Banadir region.

Banadir district had the highest recorded percentage of protection violations across the Banadir region (100%).

The highest recorded protection violations in the region from January to March 2024 include the following:

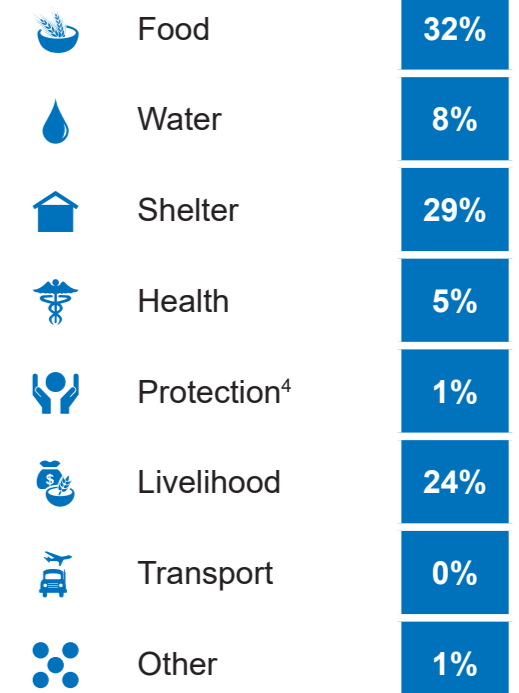
- Physical Assault/Attack Not Resulting In Death (44%)
- Killing/Manslaughter (19%).

Banadir district was the district with the highest number of protection violations in the region from January 2016 to March 2024 (10299).

**Top 3 Protection Risks Identified**

- Attacks on civilians and other unlawful killings, and attacks on civilian objects
- Gender-based violence
- Discrimination and stigmatization, denial of resources, opportunities, services and/or humanitarian access

**PRIORITY NEED ON ARRIVAL (MARCH 2024 IN %)**



<sup>6</sup>Protection figures are underreported due to the concerns related to the sensitivity of this topic in the context of Somalia.

This dashboard should be read in conjunction with the Notes on [PRMN Methodology](#) which outline the approach and certain limitations. More information on Somalia can be found on the [UNHCR Somalia Data Portal](#). For more statistical information related to Protection Monitoring and Displacement, visit [PRMN interactive portal \(https://prmn-somalia.unhcr.org\)](#). Contact: [sommopmn@unhcr.org](mailto:sommopmn@unhcr.org)

Implemented by:



UNHCR is grateful for the generous contributions of donors who have directly contributed to the UNHCR Somalia operation in 2024

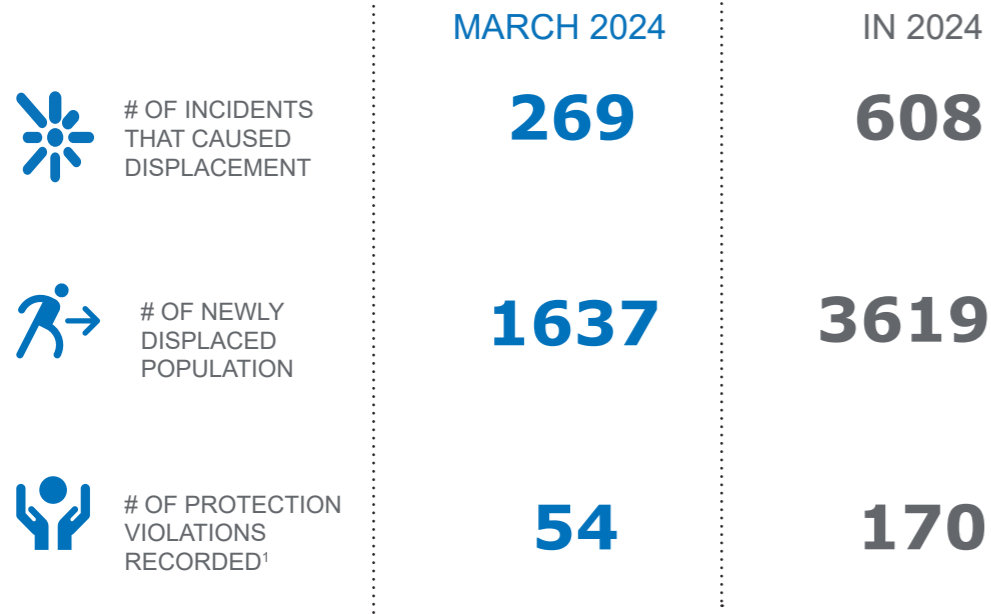


Internal Displacement Solutions Fund



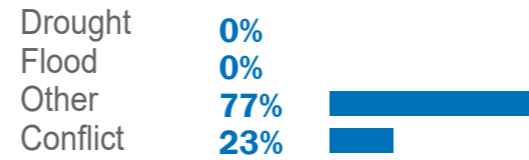
From the People of Japan



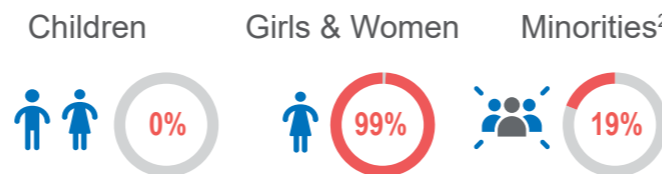


<sup>1</sup>Some protection violations were not recorded due to security risks in some regions.

**TRIGGERS OF DISPLACEMENT (MARCH 2024 IN %)**

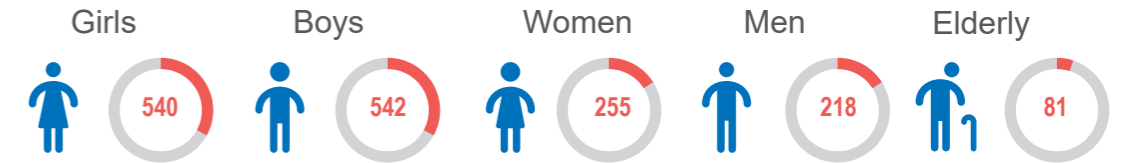


**PROTECTION VIOLATIONS CONCERNING CHILDREN, WOMEN AND MINORITIES (2024 IN %)**



<sup>2</sup>Members of minority clans include the Benadiri, Bantu, AUGUSTIe, Barawans, Gardere, Yakabur and Rahanweyne.

**DEMOGRAPHICS (MARCH 2024)<sup>3</sup>**



<sup>3</sup>Disaggregated data for displaced persons are based on those displacement reports where data has been collected at household level.

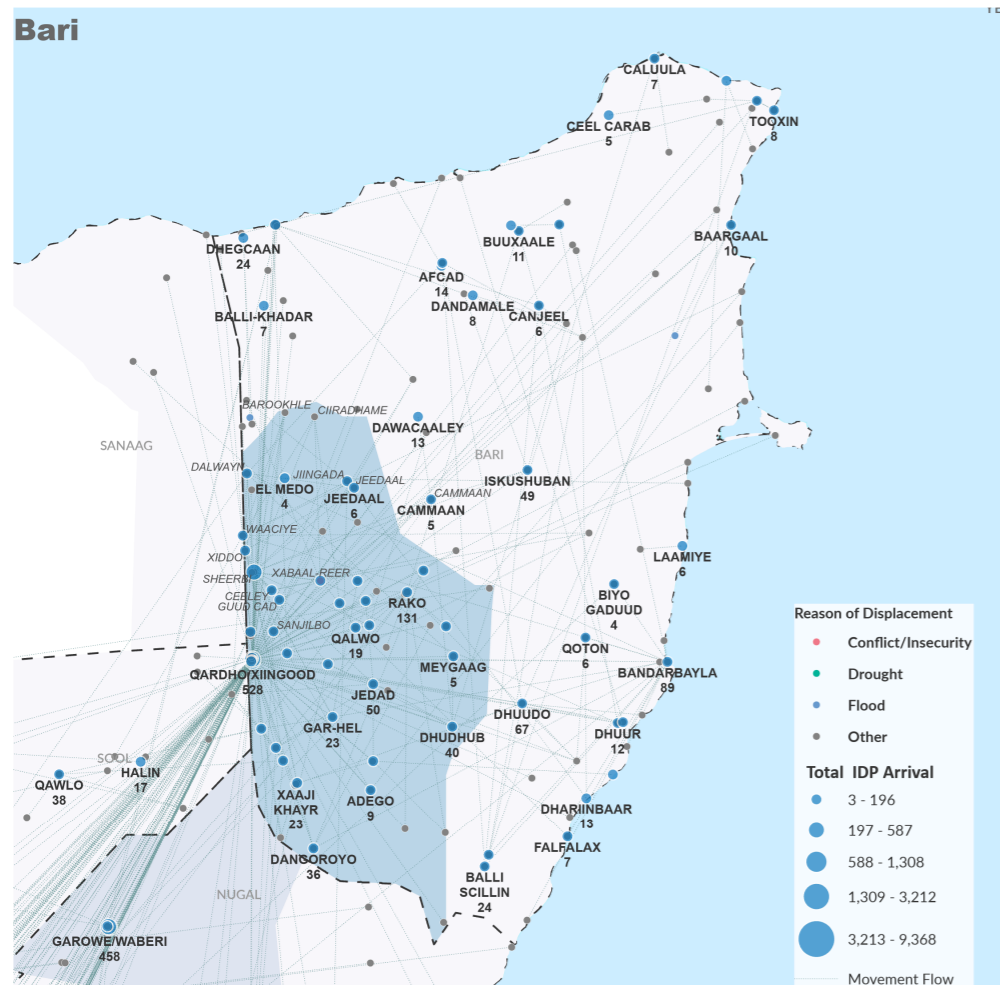
**SPECIFIC NEEDS OF THOSE WHO EXPERIENCED PROTECTION VIOLATIONS (IN 2024)<sup>4</sup>**



<sup>4</sup>In MAR 2024, 46 specific needs were recorded of those individuals who experienced protection violations.

<sup>5</sup>Others who are at risk include the following categories family unit, specific legal and physical protection needs, unaccompanied or separate child, pregnant or lactating, serious medical condition, single parent, SGBV and torture. Individuals can have multiple vulnerabilities

**IDP FLOW MOVEMENT (JAN-MARCH 2024)**



The boundaries and names shown and the designations used on this map do not imply official endorsement or acceptance by the United Nations.

Qardho district was the district with the highest recorded displacement incidents in the region (1419).

291 individuals were displaced to Sheerbi settlement, making it the largest displacement incident due to Conflict/Insecurity.

Bossaso district was the district with the second highest recorded displacement incidents in the region (94).

231 individuals were displaced to Qardho settlement, making it the second largest displacement incident due to Other.

Bandarbeyla district was the district with the third highest recorded displacement incidents in the region (70).

138 individuals were displaced to Qardho/Xiingood settlement, making it the third largest displacement incident due to Other.

In March 2024, 5% of protection violations across Somalia were recorded in Bari region.

Bossaso district had the highest recorded percentage of protection violations across the Bari region (100%).

The highest recorded protection violations in the region from January to March 2024 include the following:

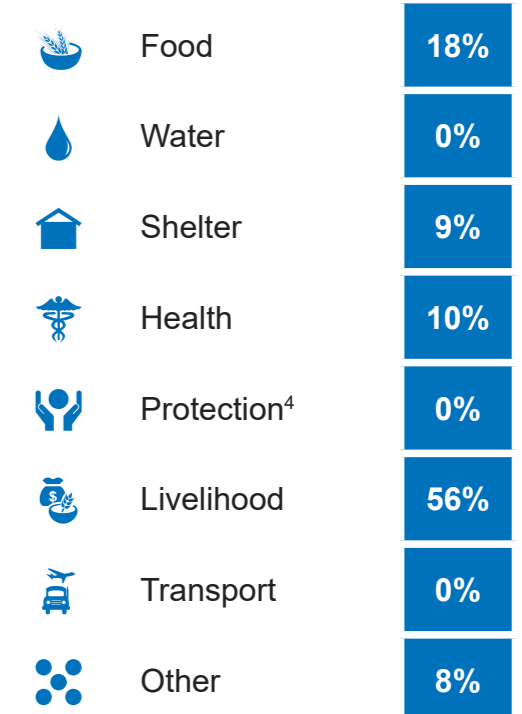
- Domestic Violence (71%)
- Physical Assault/Attack Not Resulting In Death (14%).

Bossaso district was the district with the highest number of protection violations in the region from January 2016 to March 2024 (2214).

**Top 3 Protection Risks Identified**

1. Disinformation and denial of access to information
2. Gender-based violence
3. Discrimination and stigmatization, denial of resources, opportunities, services and/or humanitarian access

**PRIORITY NEED ON ARRIVAL (MARCH 2024 IN %)**



<sup>6</sup>Protection figures are underreported due to the concerns related to the sensitivity of this topic in the context of Somalia.

This dashboard should be read in conjunction with the Notes on PRMN Methodology which outline the approach and certain limitations. More information on Somalia can be found on the UNHCR Somalia Data Portal. For more statistical information related to Protection Monitoring and Displacement, visit PRMN interactive portal (<https://prmn-somalia.unhcr.org>). Contact: [sommopmn@unhcr.org](mailto:sommopmn@unhcr.org)

Implemented by:



UNHCR is grateful for the generous contributions of donors who have directly contributed to the UNHCR Somalia operation in 2024



Internal Displacement Solutions Fund



From the People of Japan



# OF INCIDENTS THAT CAUSED DISPLACEMENT

MARCH 2024

**352**

IN 2024

**673**

# OF NEWLY DISPLACED POPULATION

**13396**

**15282**

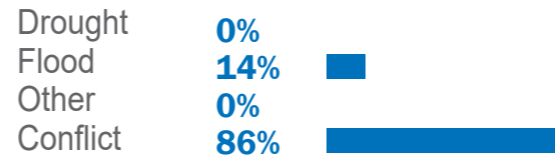
# OF PROTECTION VIOLATIONS RECORDED<sup>1</sup>

**94**

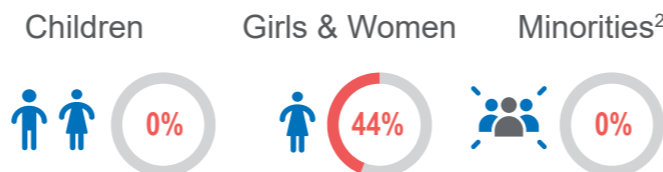
**158**

<sup>1</sup>Some protection violations were not recorded due to security risks in some regions.

**TRIGGERS OF DISPLACEMENT (MARCH 2024 IN %)**

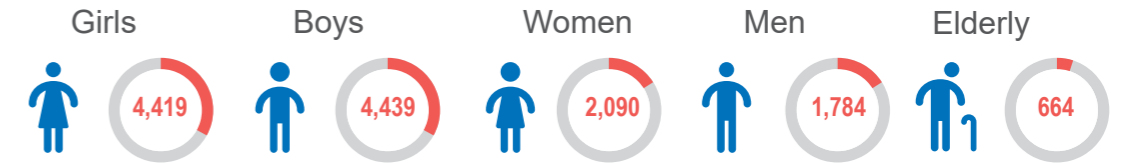


**PROTECTION VIOLATIONS CONCERNING CHILDREN, WOMEN AND MINORITIES (2024 IN %)**



<sup>2</sup>Members of minority clans include the Benadiri, Bantu, AUGUSTIe, Barawans, Gardere, Yakabur and Rahanweyne.

**DEMOGRAPHICS (MARCH 2024)<sup>3</sup>**



<sup>3</sup>Disaggregated data for displaced persons are based on those displacement reports where data has been collected at household level.

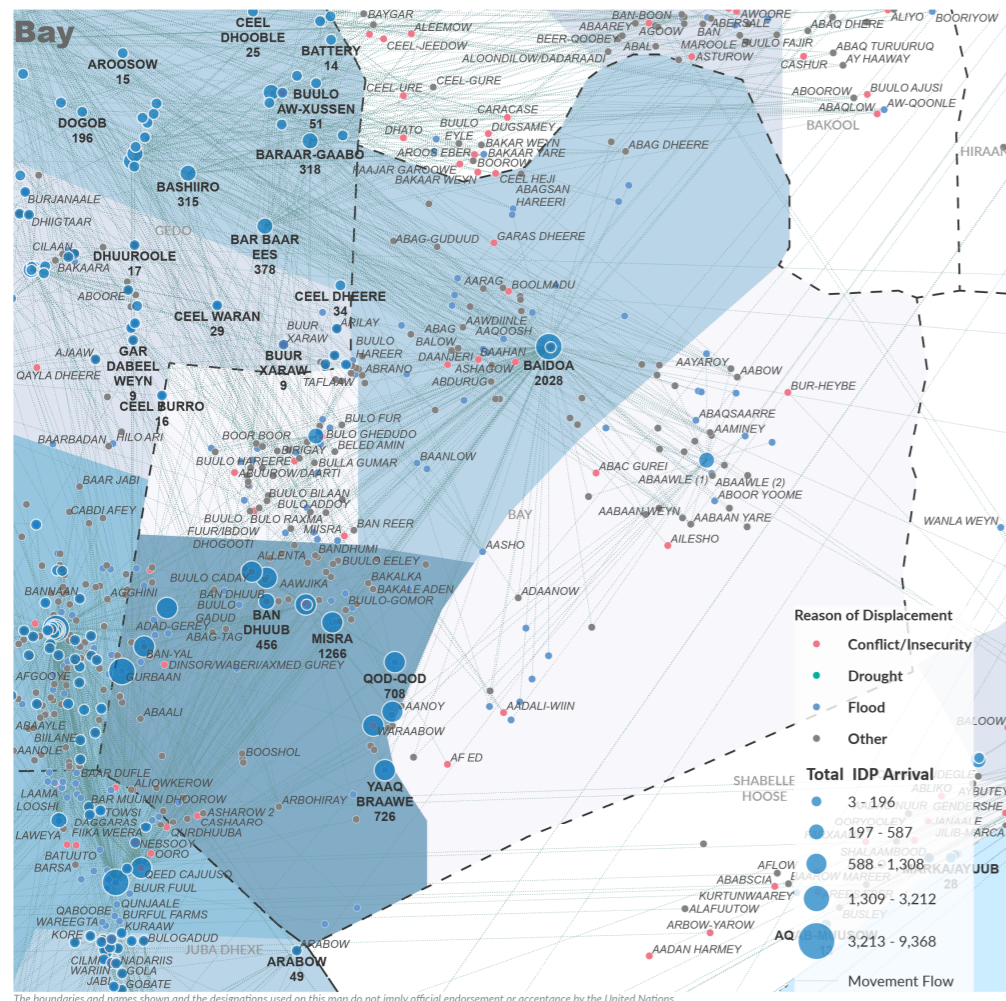
**SPECIFIC NEEDS OF THOSE WHO EXPERIENCED PROTECTION VIOLATIONS (IN 2024)<sup>4</sup>**



<sup>4</sup>In MAR 2024, 88 specific needs were recorded of those individuals who experienced protection violations.

<sup>5</sup>Others who are at risk include the following categories family unit, specific legal and physical protection needs, unaccompanied or separate child, pregnant or lactating, serious medical condition, single parent, SGBV and torture. Individuals can have multiple vulnerabilities

**IDP FLOW MOVEMENT (JAN-MARCH 2024)**



Diinsoor district was the district with the highest recorded displacement incidents in the region (11803).

1844 individuals were displaced to **Gurbaan** settlement, making it the largest displacement incident due to **Conflict/Insecurity**.

Baidoa district was the district with the second highest recorded displacement incidents in the region (1195).

1308 individuals were displaced to **Kanaxax** settlement, making it the second largest displacement incident due to **Conflict/Insecurity**.

Qansax Dheere district was the district with the third highest recorded displacement incidents in the region (295).

1266 individuals were displaced to **Misra** settlement, making it the third largest displacement incident due to **Conflict/Insecurity**.

In March 2024, **8%** of protection violations across Somalia were recorded in Bay region.

Diinsoor district had the highest recorded percentage of protection violations across the Bay region (**87%**).

The highest recorded protection violations in the region from January to March 2024 include the following:

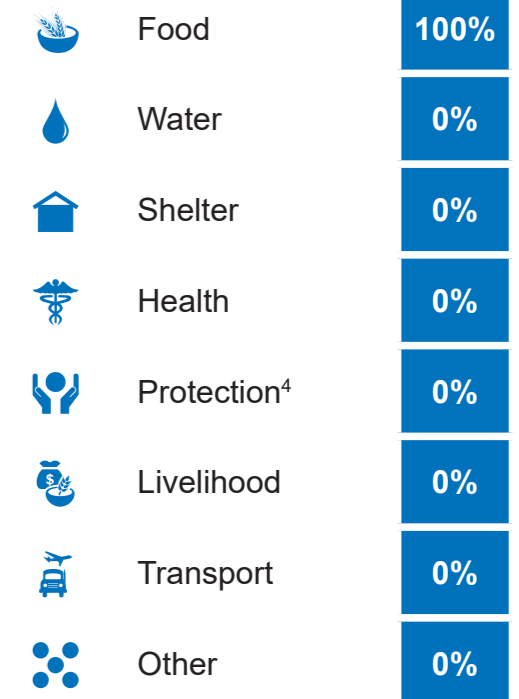
- Torture (**34%**)
- Rape (**28%**).

Baidoa district was the district with the highest number of protection violations in the region from January 2016 to March 2024 (**3641**).

**Top 3 Protection Risks Identified**

1. Unlawful impediments or restrictions to freedom of movement, siege and forced displacement.
2. Psychological/emotional abuse or inflicted distress
3. -

**PRIORITY NEED ON ARRIVAL (MARCH 2024 IN %)**



<sup>6</sup>Protection figures are underreported due to the concerns related to the sensitivity of this topic in the context of Somalia.

This dashboard should be read in conjunction with the Notes on [PRMN Methodology](#) which outline the approach and certain limitations. More information on Somalia can be found on the [UNHCR Somalia Data Portal](#). For more statistical information related to Protection Monitoring and Displacement, visit [PRMN interactive portal \(https://prmn-somalia.unhcr.org\)](#). Contact: [sommopmn@unhcr.org](mailto:sommopmn@unhcr.org)

Implemented by:



UNHCR is grateful for the generous contributions of donors who have directly contributed to the UNHCR Somalia operation in 2024



Internal Displacement Solutions Fund



From the People of Japan



# OF INCIDENTS THAT CAUSED DISPLACEMENT

MARCH 2024

8

IN 2024

9

# OF NEWLY DISPLACED POPULATION

12026

12140

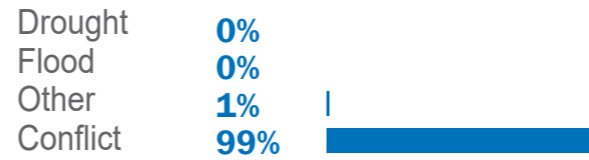
# OF PROTECTION VIOLATIONS RECORDED<sup>1</sup>

2

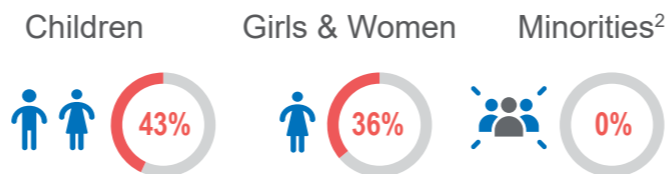
14

<sup>1</sup>Some protection violations were not recorded due to security risks in some regions.

**TRIGGERS OF DISPLACEMENT (MARCH 2024 IN %)**

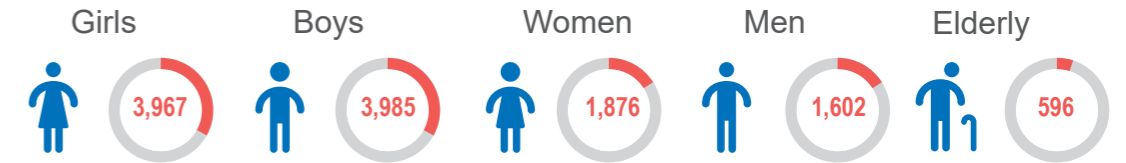


**PROTECTION VIOLATIONS CONCERNING CHILDREN, WOMEN AND MINORITIES (2024 IN %)**



<sup>2</sup>Members of minority clans include the Benadiri, Bantu, AUGUSTIe, Barawans, Gardere, Yakabur and Rahanweyne.

**DEMOGRAPHICS (MARCH 2024)<sup>3</sup>**



<sup>3</sup>Disaggregated data for displaced persons are based on those displacement reports where data has been collected at household level.

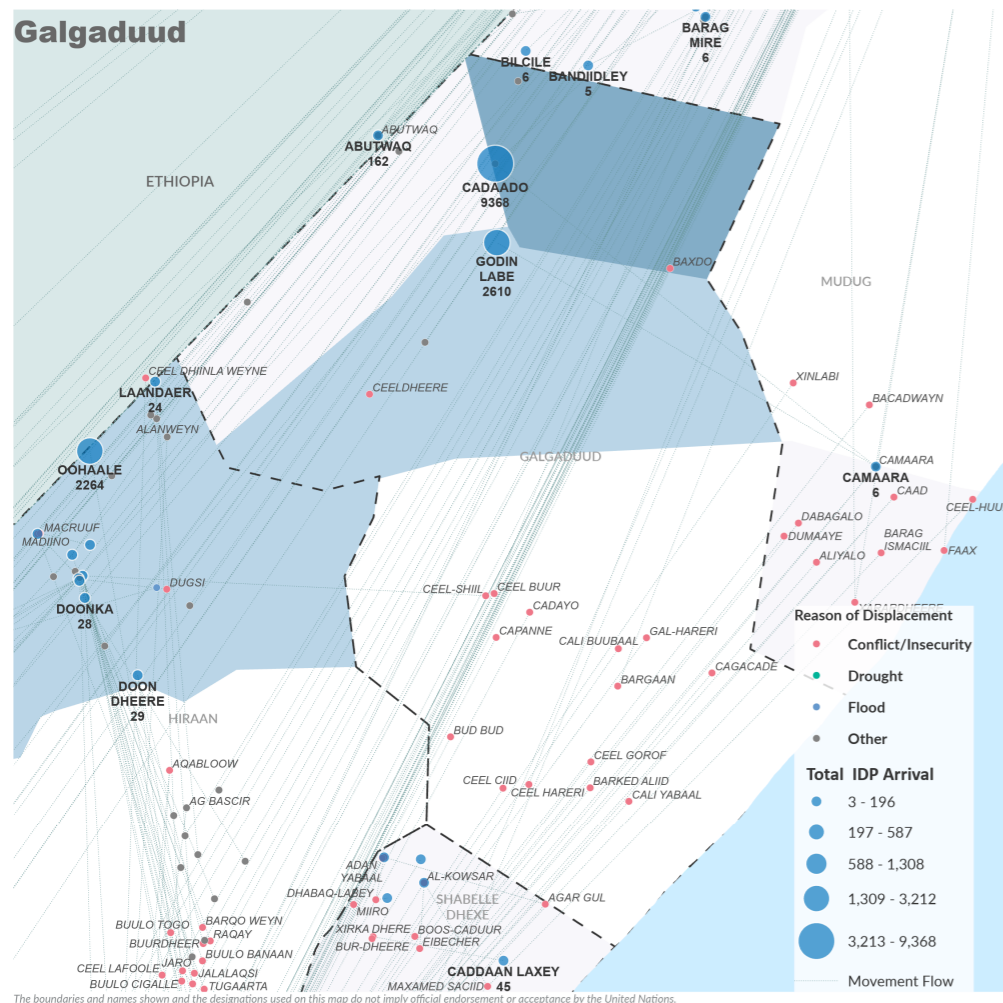
**SPECIFIC NEEDS OF THOSE WHO EXPERIENCED PROTECTION VIOLATIONS (IN 2024)<sup>4</sup>**



<sup>4</sup>In MAR 2024, 8 specific needs were recorded of those individuals who experienced protection violations.

<sup>5</sup>Others who are at risk include the following categories family unit, specific legal and physical protection needs, unaccompanied or separate child, pregnant or lactating, serious medical condition, single parent, SGBV and torture. Individuals can have multiple vulnerabilities

**IDP FLOW MOVEMENT (JAN-MARCH 2024)**



Cadaado district was the district with the highest recorded displacement incidents in the region (9254).

9254 individuals were displaced to Cadaado settlement, making it the largest displacement incident due to Conflict/Insecurity.

Dhuusamarreeb district was the district with the second highest recorded displacement incidents in the region (2610).

2610 individuals were displaced to Godin Labe settlement, making it the second largest displacement incident due to Conflict/Insecurity.

Cabudwaaq district was the district with the third highest recorded displacement incidents in the region (162).

162 individuals were displaced to Abutwaaq settlement, making it the third largest displacement incident due to Other.

In March 2024, 0% of protection violations across Somalia were recorded in Galgaduud region.

Cabudwaaq district had the highest recorded percentage of protection violations across the Galgaduud region (100%).

The highest recorded protection violations in the region from January to March 2024 include the following:

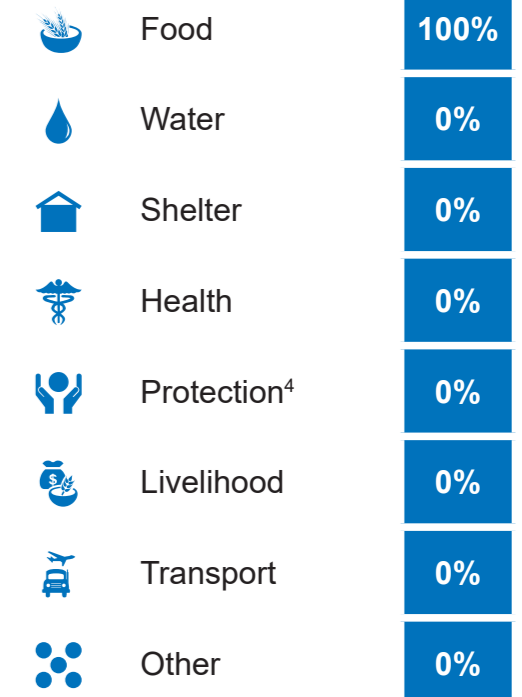
- Physical Assault/Attack Not Resulting In Death (36%)
- Health (29%)

Dhuusamarreeb district was the district with the highest number of protection violations in the region from January 2016 to March 2024 (544).

**Top 3 Protection Risks Identified**

- Attacks on civilians and other unlawful killings, and attacks on civilian objects
- Abduction, kidnapping, enforced disappearance, arbitrary or unlawful arrest and/or detention
- Forced recruitment and association of children in armed forces and groups

**PRIORITY NEED ON ARRIVAL (MARCH 2024 IN %)**



<sup>6</sup>Protection figures are underreported due to the concerns related to the sensitivity of this topic in the context of Somalia.

This dashboard should be read in conjunction with the Notes on PRMN Methodology which outline the approach and certain limitations. More information on Somalia can be found on the UNHCR Somalia Data Portal. For more statistical information related to Protection Monitoring and Displacement, visit PRMN interactive portal (<https://prmn-somalia.unhcr.org>). Contact: [sommopmn@unhcr.org](mailto:sommopmn@unhcr.org)

Implemented by:



UNHCR is grateful for the generous contributions of donors who have directly contributed to the UNHCR Somalia operation in 2024



Internal Displacement Solutions Fund



From the People of Japan



# OF INCIDENTS THAT CAUSED DISPLACEMENT

MARCH 2024

**688**

IN 2024

**1941**

# OF NEWLY DISPLACED POPULATION

**5676**

**15824**

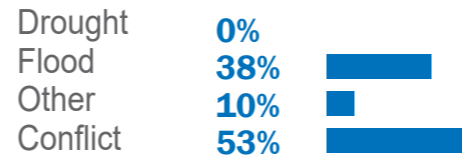
# OF PROTECTION VIOLATIONS RECORDED<sup>1</sup>

**0**

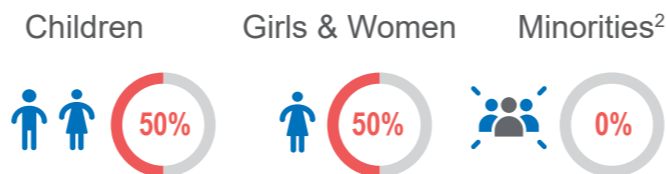
**6**

<sup>1</sup>Some protection violations were not recorded due to security risks in some regions.

**TRIGGERS OF DISPLACEMENT (MARCH 2024 IN %)**

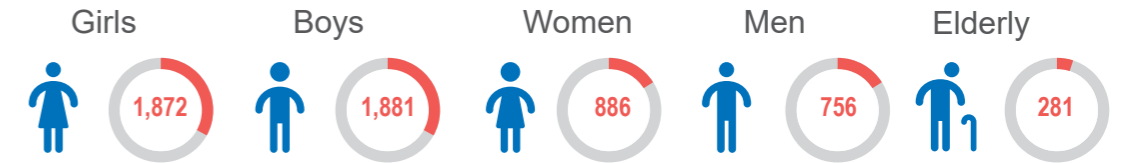


**PROTECTION VIOLATIONS CONCERNING CHILDREN, WOMEN AND MINORITIES (2024 IN %)**



<sup>2</sup>Members of minority clans include the Benadiri, Bantu, AUGUSTIe, Barawans, Gardere, Yakabur and Rahanweyne.

**DEMOGRAPHICS (MARCH 2024)<sup>3</sup>**



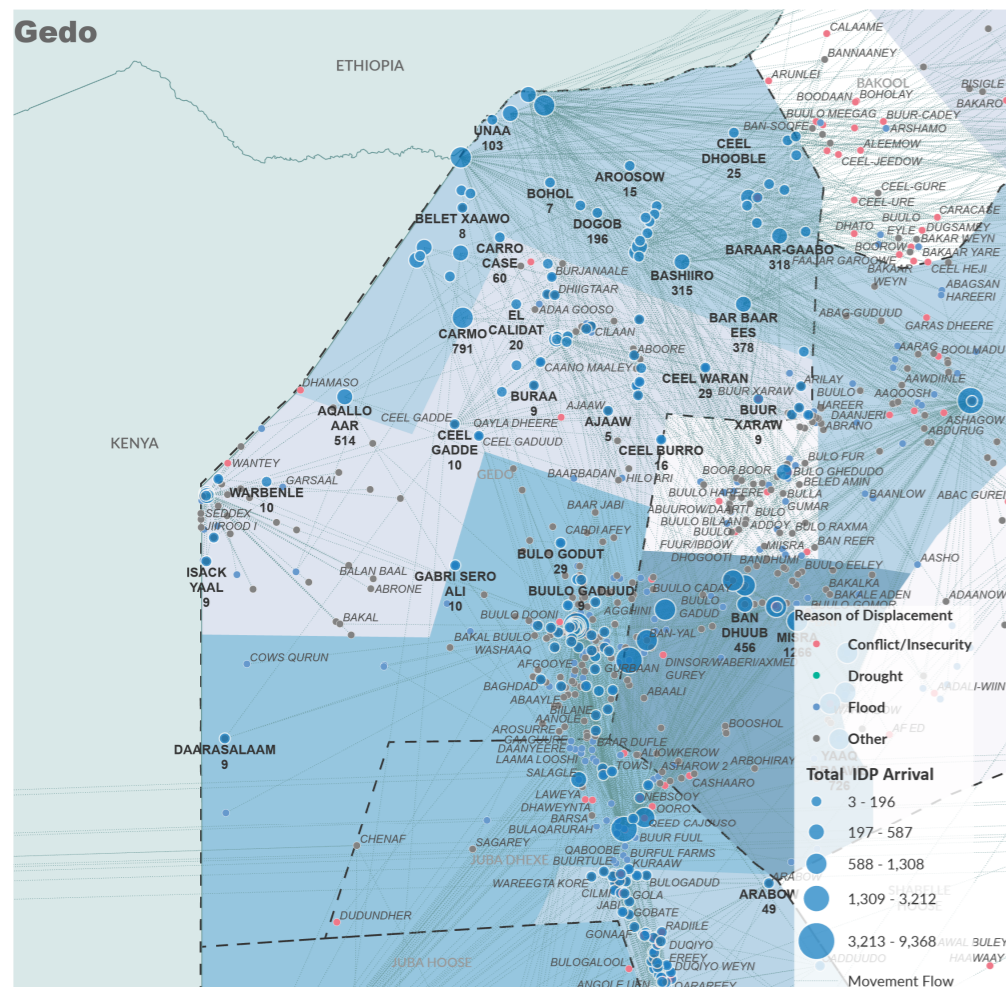
<sup>3</sup>Disaggregated data for displaced persons are based on those displacement reports where data has been collected at household level.

**SPECIFIC NEEDS OF THOSE WHO EXPERIENCED PROTECTION VIOLATIONS (IN 2024)<sup>4</sup>**



<sup>4</sup>In MAR 2024, 0 specific needs were recorded of those individuals who experienced protection violations.  
<sup>5</sup>Others who are at risk include the following categories family unit, specific legal and physical protection needs, unaccompanied or separate child, pregnant or lactating, serious medical condition, single parent, SGBV and torture. Individuals can have multiple vulnerabilities

**IDP FLOW MOVEMENT (JAN-MARCH 2024)**



The boundaries and names shown and the designations used on this map do not imply official endorsement or acceptance by the United Nations.

Baardheere district was the district with the highest recorded displacement incidents in the region (1855).

451 individuals were displaced to **Barabaraay** settlement, making it the largest displacement incident due to **Conflict/Insecurity**.

Luuq district was the district with the second highest recorded displacement incidents in the region (1020).

435 individuals were displaced to **Baardheere/Kaskey** settlement, making it the second largest displacement incident due to **Flood**.

Doolow district was the district with the third highest recorded displacement incidents in the region (795).

311 individuals were displaced to **Carmo** settlement, making it the third largest displacement incident due to **Conflict/Insecurity**.

In March 2024, **0%** of protection violations across Somalia were recorded in Gedo region.

- district had the highest recorded percentage of protection violations across the Gedo region (**0%**).

The highest recorded protection violations in the region from January to March 2024 include the following:

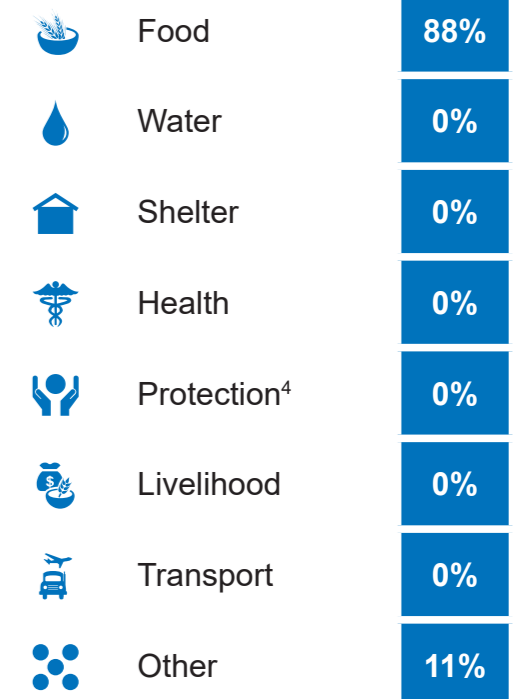
- Physical Assault/Attack Not Resulting In Death (**50%**)
- Female Genital Mutilation (FGM) (**33%**).

Baardheere district was the district with the highest number of protection violations in the region from January 2016 to March 2024 (**498**).

**Top 3 Protection Risks Identified**

- Attacks on civilians and other unlawful killings, and attacks on civilian objects
- Gender-based violence
- Disinformation and denial of access to information

**PRIORITY NEED ON ARRIVAL (MARCH 2024 IN %)**



<sup>6</sup>Protection figures are underreported due to the concerns related to the sensitivity of this topic in the context of Somalia.

This dashboard should be read in conjunction with the Notes on [PRMN Methodology](#) which outline the approach and certain limitations. More information on Somalia can be found on the [UNHCR Somalia Data Portal](#). For more statistical information related to Protection Monitoring and Displacement, visit [PRMN interactive portal \(https://prmn-somalia.unhcr.org\)](#). Contact: [sommopmn@unhcr.org](mailto:sommopmn@unhcr.org)

Implemented by:



UNHCR is grateful for the generous contributions of donors who have directly contributed to the UNHCR Somalia operation in 2024



Internal Displacement Solutions Fund



From the People of Japan



# OF INCIDENTS THAT CAUSED DISPLACEMENT

MARCH 2024

7

IN 2024

68

# OF NEWLY DISPLACED POPULATION

2420

2902

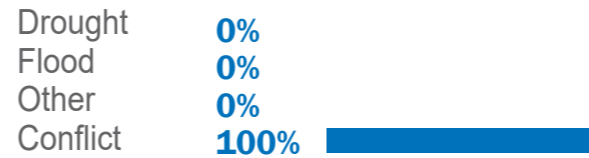
# OF PROTECTION VIOLATIONS RECORDED<sup>1</sup>

6

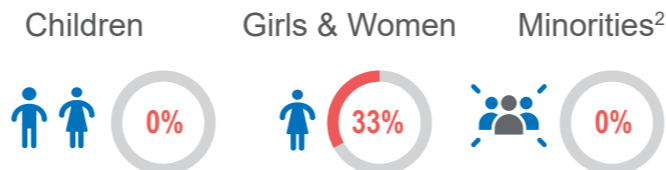
6

<sup>1</sup>Some protection violations were not recorded due to security risks in some regions.

### TRIGGERS OF DISPLACEMENT (MARCH 2024 IN %)

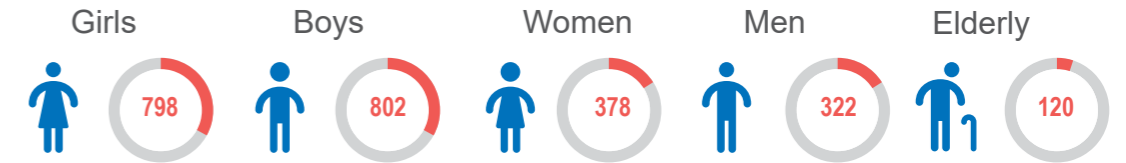


### PROTECTION VIOLATIONS CONCERNING CHILDREN, WOMEN AND MINORITIES (2024 IN %)



<sup>2</sup>Members of minority clans include the Benadiri, Bantu, AUGUSTIe, Barawans, Gardere, Yakabur and Rahanweyne.

### DEMOGRAPHICS (MARCH 2024)<sup>3</sup>



<sup>3</sup>Disaggregated data for displaced persons are based on those displacement reports where data has been collected at household level.

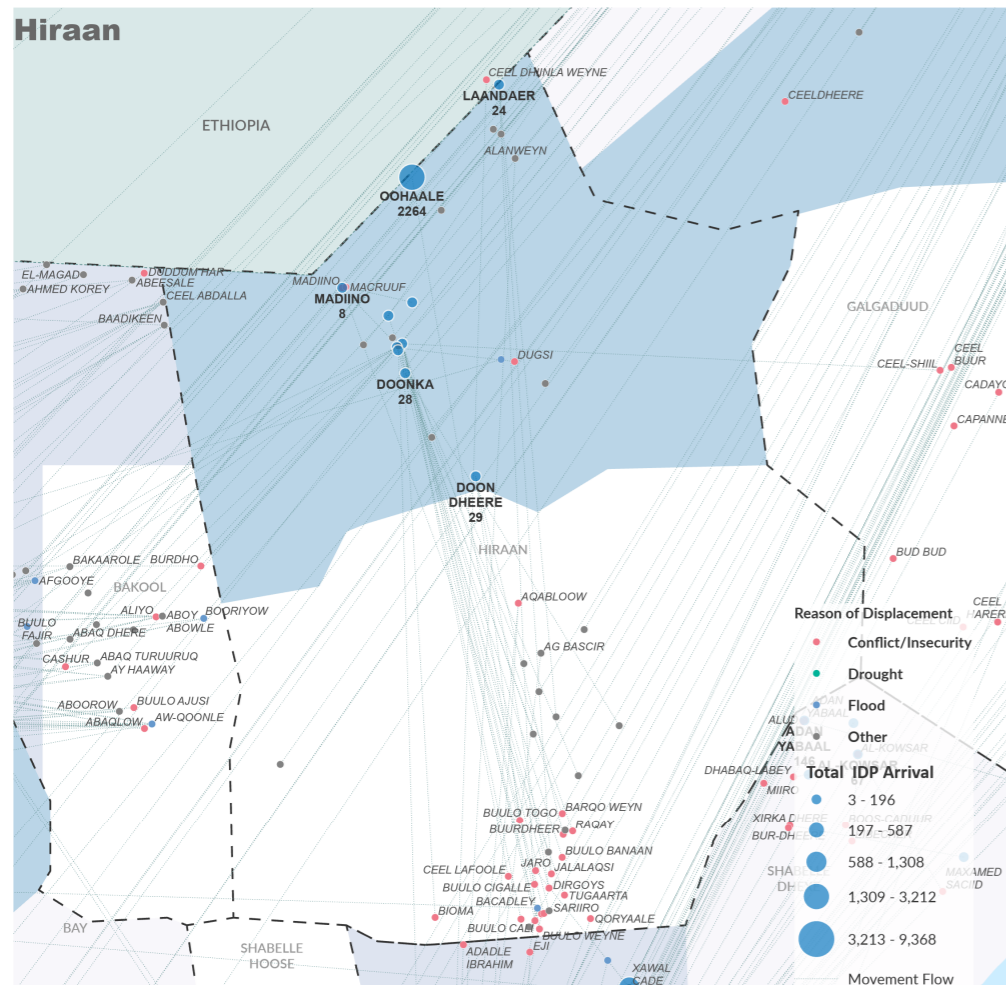
### SPECIFIC NEEDS OF THOSE WHO EXPERIENCED PROTECTION VIOLATIONS (IN 2024)<sup>4</sup>



<sup>4</sup>In MAR 2024, 6 specific needs were recorded of those individuals who experienced protection violations.

<sup>5</sup>Others who are at risk include the following categories family unit, specific legal and physical protection needs, unaccompanied or separate child, pregnant or lactating, serious medical condition, single parent, SGBV and torture. Individuals can have multiple vulnerabilities

### IDP FLOW MOVEMENT (JAN-MARCH 2024)



The boundaries and names shown and the designations used on this map do not imply official endorsement or acceptance by the United Nations.

Belet Weyne district was the district with the highest recorded displacement incidents in the region (2420).

2264 individuals were displaced to Oohaale settlement, making it the largest displacement incident due to Conflict/Insecurity.

- district was the district with the second highest recorded displacement incidents in the region (0).

135 individuals were displaced to Horseed settlement, making it the second largest displacement incident due to Conflict/Insecurity.

- district was the district with the third highest recorded displacement incidents in the region (0).

11 individuals were displaced to Hawo-tako settlement, making it the third largest displacement incident due to Other.

In March 2024, 1% of protection violations across Somalia were recorded in Hiraan region.

Belet Weyne district had the highest recorded percentage of protection violations across the Hiraan region (100%).

The highest recorded protection violations in the region from January to March 2024 include the following:


- Killing/Manslaughter (50%)
- Killing/Manslaughter (50%).

Belet Weyne district was the district with the highest number of protection violations in the region from January 2016 to March 2024 (414).

#### Top 3 Protection Risks Identified

1. Attacks on civilians and other unlawful killings, and attacks on civilian objects
2. Gender-based violence
3. -

### PRIORITY NEED ON ARRIVAL (MARCH 2024 IN %)



<sup>6</sup>Protection figures are underreported due to the concerns related to the sensitivity of this topic in the context of Somalia.

This dashboard should be read in conjunction with the Notes on PRMN Methodology which outline the approach and certain limitations. More information on Somalia can be found on the UNHCR Somalia Data Portal. For more statistical information related to Protection Monitoring and Displacement, visit PRMN interactive portal (<https://prmn-somalia.unhcr.org>). Contact: [sommopmn@unhcr.org](mailto:sommopmn@unhcr.org)

Implemented by:



UNHCR is grateful for the generous contributions of donors who have directly contributed to the UNHCR Somalia operation in 2024




Internal Displacement Solutions Fund



From the People of Japan



 # OF INCIDENTS THAT CAUSED DISPLACEMENT

MARCH 2024

**450**


IN 2024

**1418**

 # OF NEWLY DISPLACED POPULATION

**3094**

**9872**

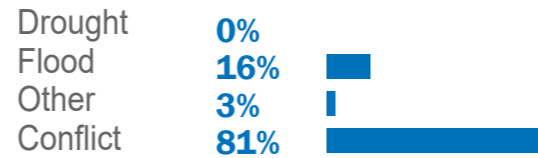
 # OF PROTECTION VIOLATIONS RECORDED<sup>1</sup>

**49**

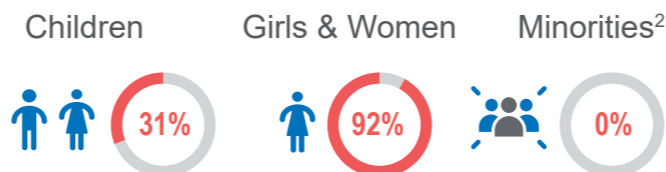
**129**

<sup>1</sup>Some protection violations were not recorded due to security risks in some regions.

### TRIGGERS OF DISPLACEMENT (MARCH 2024 IN %)

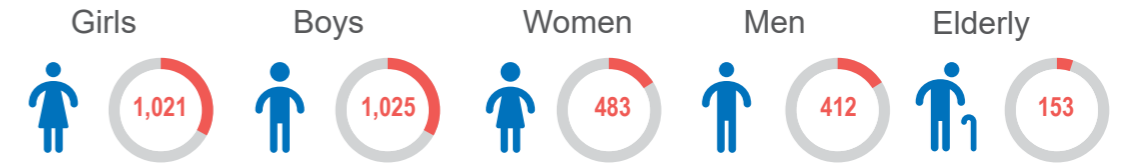


### PROTECTION VIOLATIONS CONCERNING CHILDREN, WOMEN AND MINORITIES (2024 IN %)



<sup>2</sup>Members of minority clans include the Benadiri, Bantu, AUGUSTIe, Barawans, Gardere, Yakabur and Rahanweyne.

### DEMOGRAPHICS (MARCH 2024)<sup>3</sup>



<sup>3</sup>Disaggregated data for displaced persons are based on those displacement reports where data has been collected at household level.

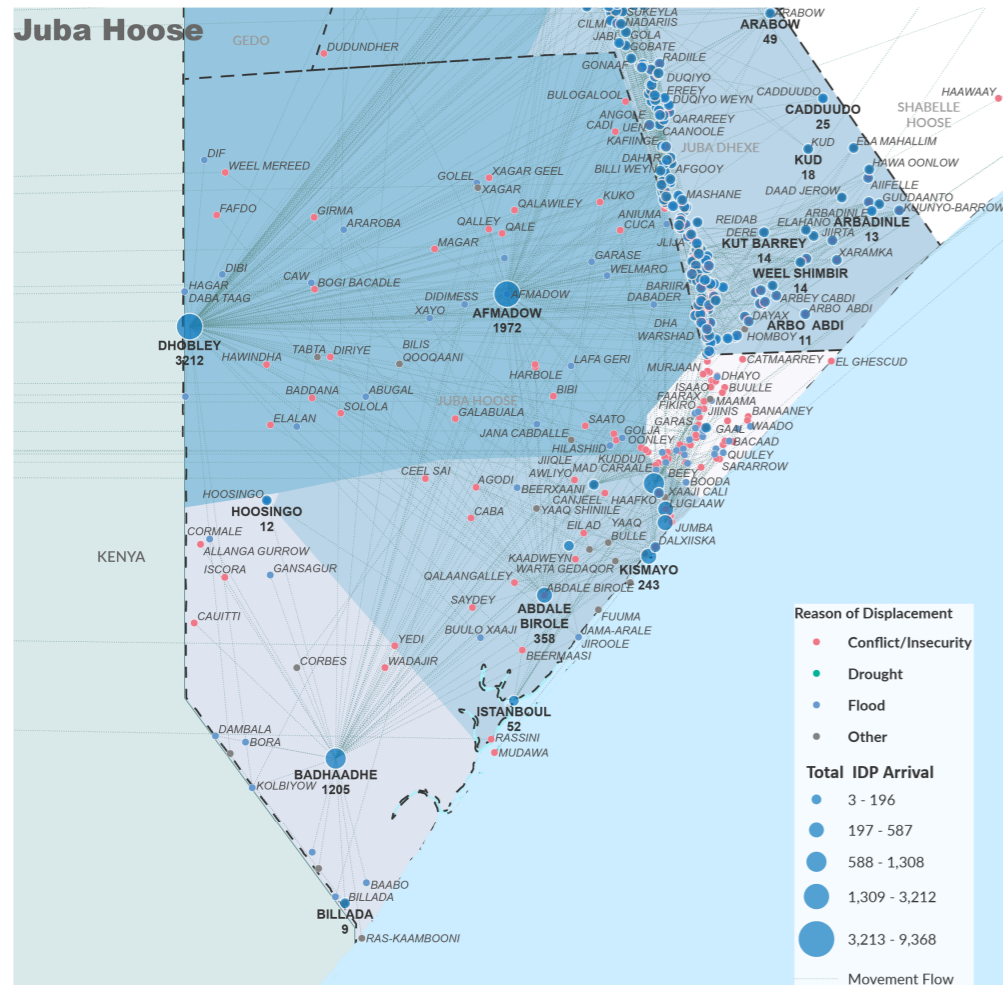
### SPECIFIC NEEDS OF THOSE WHO EXPERIENCED PROTECTION VIOLATIONS (IN 2024)<sup>4</sup>



<sup>4</sup>In MAR 2024, 53 specific needs were recorded of those individuals who experienced protection violations.

<sup>5</sup>Others who are at risk include the following categories family unit, specific legal and physical protection needs, unaccompanied or separate child, pregnant or lactating, serious medical condition, single parent, SGBV and torture. Individuals can have multiple vulnerabilities

### IDP FLOW MOVEMENT (JAN-MARCH 2024)



The boundaries and names shown and the designations used on this map do not imply official endorsement or acceptance by the United Nations.

Afmadow district was the district with the highest recorded displacement incidents in the region (1895).

997 individuals were displaced to Dhobley settlement, making it the largest displacement incident due to Conflict/Insecurity.

Kismayo district was the district with the second highest recorded displacement incidents in the region (700).

435 individuals were displaced to Afmadow settlement, making it the second largest displacement incident due to Conflict/Insecurity.

Badhaadhe district was the district with the third highest recorded displacement incidents in the region (492).

383 individuals were displaced to Badhaadhe settlement, making it the third largest displacement incident due to Conflict/Insecurity.

In March 2024, 4% of protection violations across Somalia were recorded in Lower Juba region.

Afmadow district had the highest recorded percentage of protection violations across the Lower Juba region (67%).

The highest recorded protection violations in the region from January to March 2024 include the following:

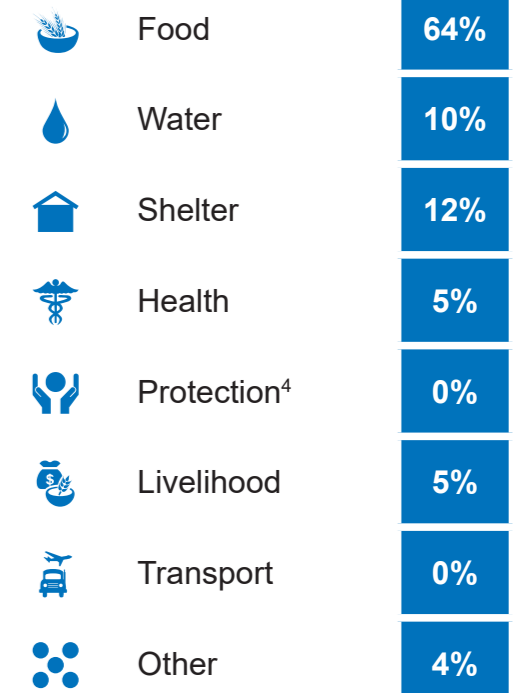
- Physical Assault/Attack Not Resulting In Death (53%)
- Rape (14%).

Afmadow district was the district with the highest number of protection violations in the region from January 2016 to March 2024 (832).

#### Top 3 Protection Risks Identified

- Discrimination and stigmatization, denial of resources, opportunities, services and/or humanitarian access
- Attacks on civilians and other unlawful killings, and attacks on civilian objects
- Abduction, kidnapping, enforced disappearance,

### PRIORITY NEED ON ARRIVAL (MARCH 2024 IN %)



<sup>6</sup>Protection figures are underreported due to the concerns related to the sensitivity of this topic in the context of Somalia.

This dashboard should be read in conjunction with the Notes on [PRMN Methodology](#) which outline the approach and certain limitations. More information on Somalia can be found on the [UNHCR Somalia Data Portal](#). For more statistical information related to Protection Monitoring and Displacement, visit [PRMN interactive portal \(https://prmn-somalia.unhcr.org\)](#). Contact: [sommopmn@unhcr.org](mailto:sommopmn@unhcr.org)

Implemented by:



UNHCR is grateful for the generous contributions of donors who have directly contributed to the UNHCR Somalia operation in 2024



Internal Displacement Solutions Fund



From the People of Japan



# OF INCIDENTS THAT CAUSED DISPLACEMENT

MARCH 2024

**71**

IN 2024

**84**

# OF NEWLY DISPLACED POPULATION

**1807**

**2062**

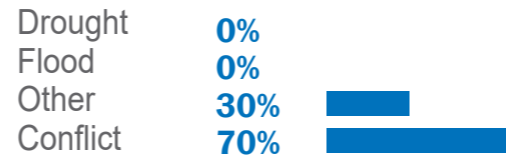
# OF PROTECTION VIOLATIONS RECORDED<sup>1</sup>

**247**

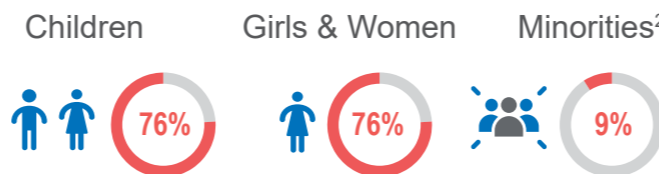
**949**

<sup>1</sup>Some protection violations were not recorded due to security risks in some regions.

**TRIGGERS OF DISPLACEMENT (MARCH 2024 IN %)**

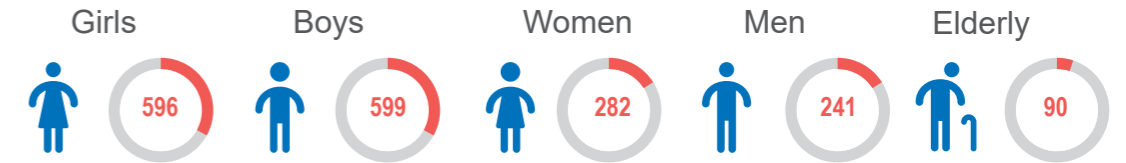


**PROTECTION VIOLATIONS CONCERNING CHILDREN, WOMEN AND MINORITIES (2024 IN %)**



<sup>2</sup>Members of minority clans include the Benadiri, Bantu, AUGUSTIe, Barawans, Gardere, Yakabur and Rahanweyne.

**DEMOGRAPHICS (MARCH 2024)<sup>3</sup>**



<sup>3</sup>Disaggregated data for displaced persons are based on those displacement reports where data has been collected at household level.

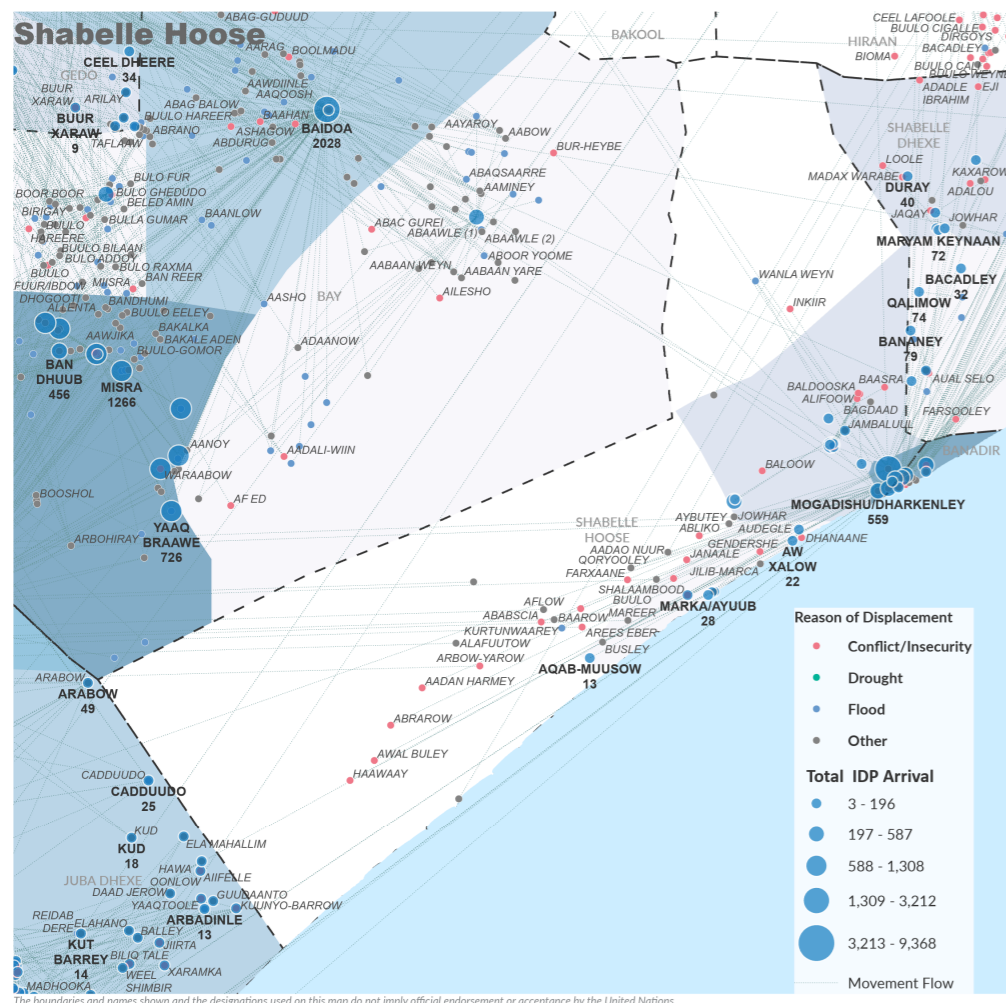
**SPECIFIC NEEDS OF THOSE WHO EXPERIENCED PROTECTION VIOLATIONS (IN 2024)<sup>4</sup>**



<sup>4</sup>In MAR 2024, 164 specific needs were recorded of those individuals who experienced protection violations.

<sup>5</sup>Others who are at risk include the following categories family unit, specific legal and physical protection needs, unaccompanied or separate child, pregnant or lactating, serious medical condition, single parent, SGBV and torture. Individuals can have multiple vulnerabilities

**IDP FLOW MOVEMENT (JAN-MARCH 2024)**



Afogooye district was the district with the highest recorded displacement incidents in the region (1563).

500 individuals were displaced to Afogooye/Dhagahtur settlement, making it the largest displacement incident due to Other.

Marka district was the district with the second highest recorded displacement incidents in the region (244).

314 individuals were displaced to Aw Dheegle settlement, making it the second largest displacement incident due to Conflict/Insecurity.

- district was the district with the third highest recorded displacement incidents in the region (0).

230 individuals were displaced to Afogooye/Baalguri settlement, making it the third largest displacement incident due to Conflict/Insecurity.

In March 2024, 22% of protection violations across Somalia were recorded in Lower Shabelle region.

Afogooye district had the highest recorded percentage of protection violations across the Lower Shabelle region (49%).

The highest recorded protection violations in the region from January to March 2024 include the following:

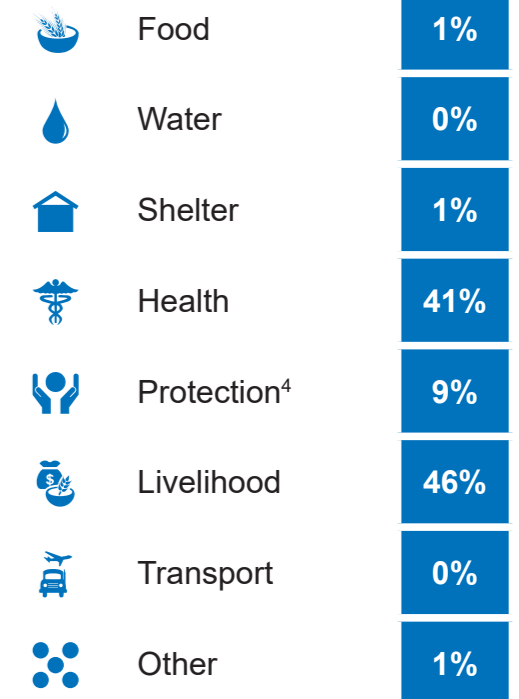
- Female Genital Mutilation (FGM) (39%)
- Child Abandonment (Right to care) (16%).

Marka district was the district with the highest number of protection violations in the region from January 2016 to March 2024 (2915).

**Top 3 Protection Risks Identified**

- Child and forced family separation
- Attacks on civilians and other unlawful killings, and attacks on civilian objects
- Unlawful impediments or restrictions to freedom of movement, siege and forced displacement.

**PRIORITY NEED ON ARRIVAL (MARCH 2024 IN %)**



<sup>6</sup>Protection figures are underreported due to the concerns related to the sensitivity of this topic in the context of Somalia.

This dashboard should be read in conjunction with the Notes on PRMN Methodology which outline the approach and certain limitations. More information on Somalia can be found on the UNHCR Somalia Data Portal. For more statistical information related to Protection Monitoring and Displacement, visit PRMN interactive portal (<https://prmn-somalia.unhcr.org>). Contact: [sommopmn@unhcr.org](mailto:sommopmn@unhcr.org)

Implemented by:



UNHCR is grateful for the generous contributions of donors who have directly contributed to the UNHCR Somalia operation in 2024



Internal Displacement Solutions Fund



From the People of Japan



# OF INCIDENTS THAT CAUSED DISPLACEMENT

MARCH 2024

**548**

IN 2024

**1550**

# OF NEWLY DISPLACED POPULATION

**3096**

**8640**

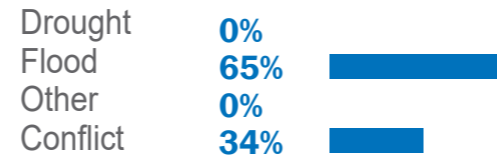
# OF PROTECTION VIOLATIONS RECORDED<sup>1</sup>

**6**

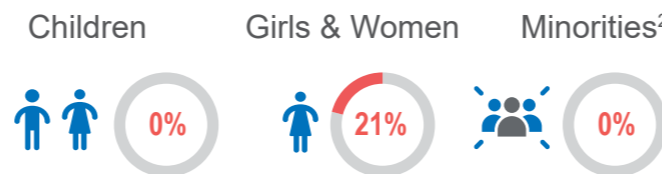
**28**

<sup>1</sup>Some protection violations were not recorded due to security risks in some regions.

**TRIGGERS OF DISPLACEMENT (MARCH 2024 IN %)**

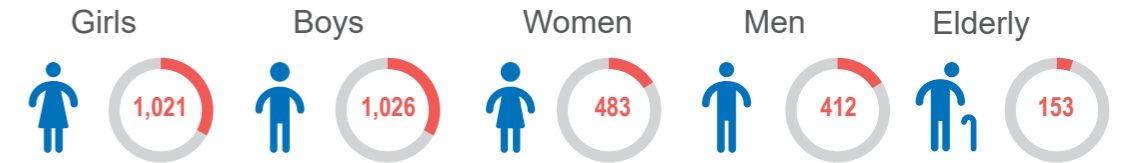


**PROTECTION VIOLATIONS CONCERNING CHILDREN, WOMEN AND MINORITIES (2024 IN %)**



<sup>2</sup>Members of minority clans include the Benadiri, Bantu, AUGUSTIe, Barawans, Gardere, Yakabur and Rahanweyne.

**DEMOGRAPHICS (MARCH 2024)<sup>3</sup>**



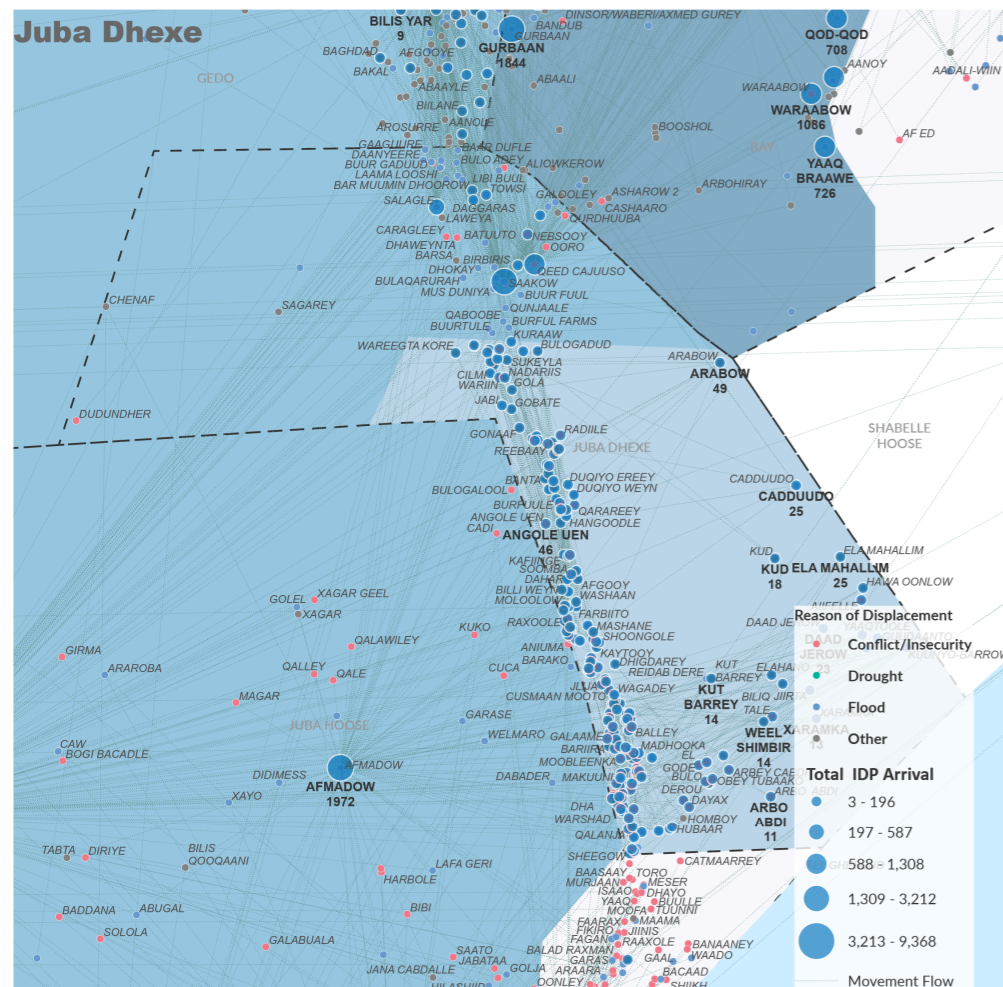
<sup>3</sup>Disaggregated data for displaced persons are based on those displacement reports where data has been collected at household level.

**SPECIFIC NEEDS OF THOSE WHO EXPERIENCED PROTECTION VIOLATIONS (IN 2024)<sup>4</sup>**



<sup>4</sup>In MAR 2024, 6 specific needs were recorded of those individuals who experienced protection violations.  
<sup>5</sup>Others who are at risk include the following categories family unit, specific legal and physical protection needs, unaccompanied or separate child, pregnant or lactating, serious medical condition, single parent, SGBV and torture. Individuals can have multiple vulnerabilities

**IDP FLOW MOVEMENT (JAN-MARCH 2024)**



Saakow district was the district with the highest recorded displacement incidents in the region (2034).

1348 individuals were displaced to Saakow settlement, making it the largest displacement incident due to Flood.

Bu'aale district was the district with the second highest recorded displacement incidents in the region (560).

495 individuals were displaced to Qeed Cajuuso settlement, making it the second largest displacement incident due to Flood.

Jilib district was the district with the third highest recorded displacement incidents in the region (502).

124 individuals were displaced to Salagle settlement, making it the third largest displacement incident due to Flood.

In March 2024, 1% of protection violations across Somalia were recorded in Middle Juba region.

Saakow district had the highest recorded percentage of protection violations across the Middle Juba region (100%).

The highest recorded protection violations in the region from January to March 2024 include the following:

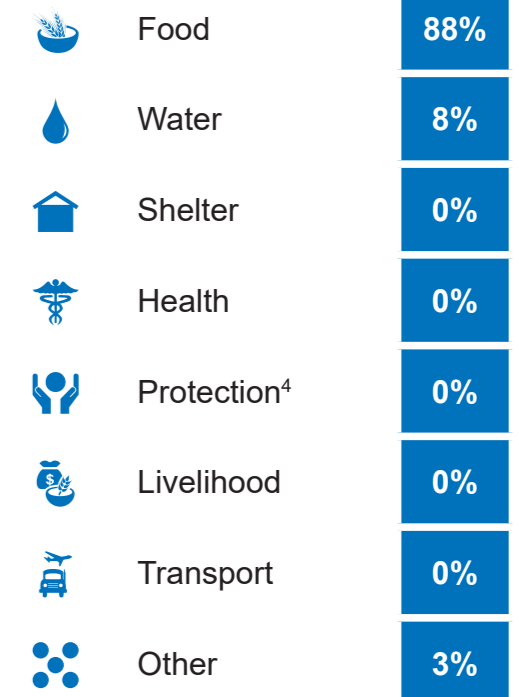
- Harassment (46%)
- Illegal Arrest and Detention (21%).

Bu'aale district was the district with the highest number of protection violations in the region from January 2016 to March 2024 (741).

**Top 3 Protection Risks Identified**

- Unlawful impediments or restrictions to freedom of movement, siege and forced displacement.
- Discrimination and stigmatization, denial of resources, opportunities, services and/or humanitarian access
- Gender-based violence

**PRIORITY NEED ON ARRIVAL (MARCH 2024 IN %)**



<sup>6</sup>Protection figures are underreported due to the concerns related to the sensitivity of this topic in the context of Somalia.

This dashboard should be read in conjunction with the Notes on PRMN Methodology which outline the approach and certain limitations. More information on Somalia can be found on the UNHCR Somalia Data Portal. For more statistical information related to Protection Monitoring and Displacement, visit PRMN interactive portal (<https://prmn-somalia.unhcr.org>). Contact: [sommopmn@unhcr.org](mailto:sommopmn@unhcr.org)

Implemented by:



UNHCR is grateful for the generous contributions of donors who have directly contributed to the UNHCR Somalia operation in 2024



Internal Displacement Solutions Fund



From the People of Japan



# OF INCIDENTS THAT CAUSED DISPLACEMENT

MARCH 2024

**75**

IN 2024

**167**

# OF NEWLY DISPLACED POPULATION

**1645**

**2291**

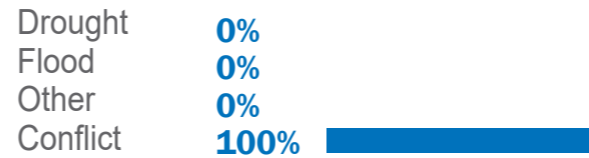
# OF PROTECTION VIOLATIONS RECORDED<sup>1</sup>

**68**

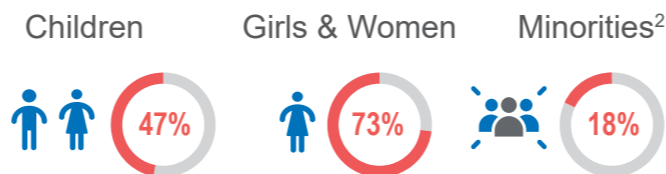
**142**

<sup>1</sup>Some protection violations were not recorded due to security risks in some regions.

**TRIGGERS OF DISPLACEMENT (MARCH 2024 IN %)**

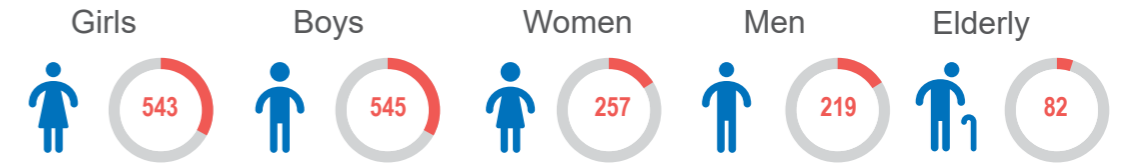


**PROTECTION VIOLATIONS CONCERNING CHILDREN, WOMEN AND MINORITIES (2024 IN %)**



<sup>2</sup>Members of minority clans include the Benadiri, Bantu, AUGUSTIe, Barawans, Gardere, Yakabur and Rahanweyne.

**DEMOGRAPHICS (MARCH 2024)<sup>3</sup>**



<sup>3</sup>Disaggregated data for displaced persons are based on those displacement reports where data has been collected at household level.

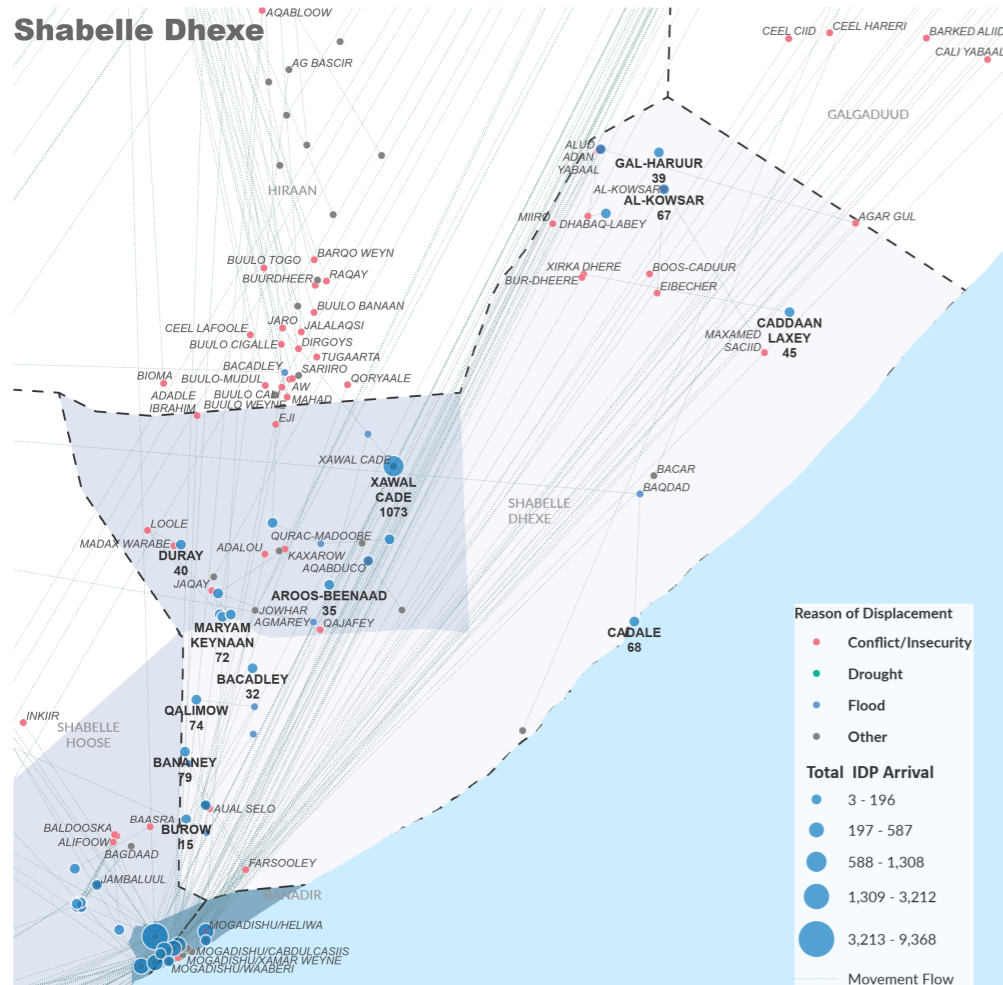
**SPECIFIC NEEDS OF THOSE WHO EXPERIENCED PROTECTION VIOLATIONS (IN 2024)<sup>4</sup>**



<sup>4</sup>In MAR 2024, 94 specific needs were recorded of those individuals who experienced protection violations.

<sup>5</sup>Others who are at risk include the following categories family unit, specific legal and physical protection needs, unaccompanied or separate child, pregnant or lactating, serious medical condition, single parent, SGBV and torture. Individuals can have multiple vulnerabilities

**IDP FLOW MOVEMENT (JAN-MARCH 2024)**



The boundaries and names shown and the designations used on this map do not imply official endorsement or acceptance by the United Nations.

Jowhar district was the district with the highest recorded displacement incidents in the region (1351).

1068 individuals were displaced to Xawal Cade settlement, making it the largest displacement incident due to Conflict/Insecurity.

Adan Yabaal district was the district with the second highest recorded displacement incidents in the region (175).

151 individuals were displaced to Mahadaay settlement, making it the second largest displacement incident due to Conflict/Insecurity.

Balcad district was the district with the third highest recorded displacement incidents in the region (119).

87 individuals were displaced to Adan Yabaal settlement, making it the third largest displacement incident due to Conflict/Insecurity.

In March 2024, 6% of protection violations across Somalia were recorded in Middle Shabelle region.

Jowhar district had the highest recorded percentage of protection violations across the Middle Shabelle region (62%).

The highest recorded protection violations in the region from January to March 2024 include the following:

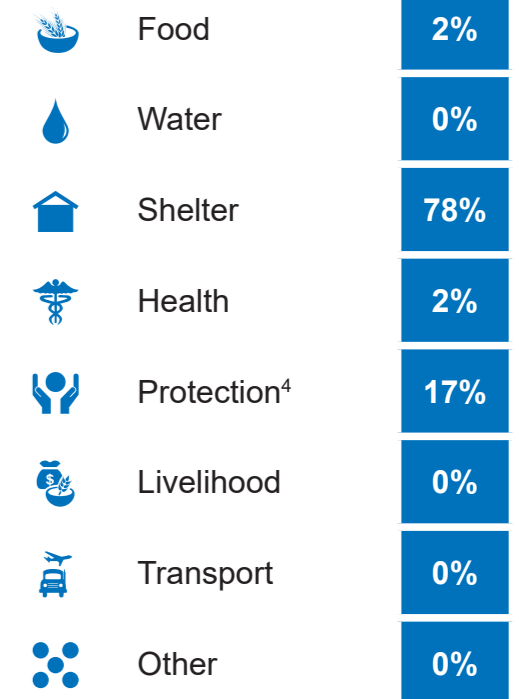
- Female Genital Mutilation (FGM) (53%)
- Killing/Manslaughter (23%).

Jowhar district was the district with the highest number of protection violations in the region from January 2016 to March 2024 (980).

**Top 3 Protection Risks Identified**

- Attacks on civilians and other unlawful killings, and attacks on civilian objects
- Forced recruitment and association of children in armed forces and groups
- Gender-based violence

**PRIORITY NEED ON ARRIVAL (MARCH 2024 IN %)**



<sup>6</sup>Protection figures are underreported due to the concerns related to the sensitivity of this topic in the context of Somalia.

This dashboard should be read in conjunction with the Notes on [PRMN Methodology](#) which outline the approach and certain limitations. More information on Somalia can be found on the [UNHCR Somalia Data Portal](#). For more statistical information related to Protection Monitoring and Displacement, visit [PRMN interactive portal \(https://prmn-somalia.unhcr.org\)](#). Contact: [sommopmn@unhcr.org](mailto:sommopmn@unhcr.org)

Implemented by:



UNHCR is grateful for the generous contributions of donors who have directly contributed to the UNHCR Somalia operation in 2024



Internal Displacement Solutions Fund



From the People of Japan



# OF INCIDENTS THAT CAUSED DISPLACEMENT

MARCH 2024

**83**

IN 2024

**194**

# OF NEWLY DISPLACED POPULATION

**470**

**1026**

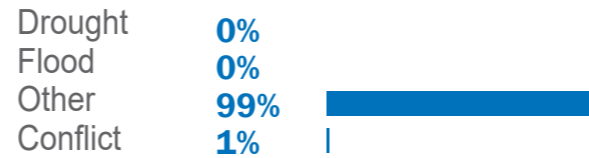
# OF PROTECTION VIOLATIONS RECORDED<sup>1</sup>

**94**

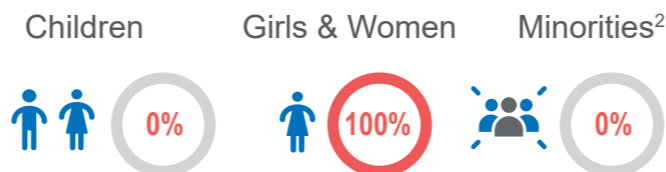
**220**

<sup>1</sup>Some protection violations were not recorded due to security risks in some regions.

**TRIGGERS OF DISPLACEMENT (MARCH 2024 IN %)**

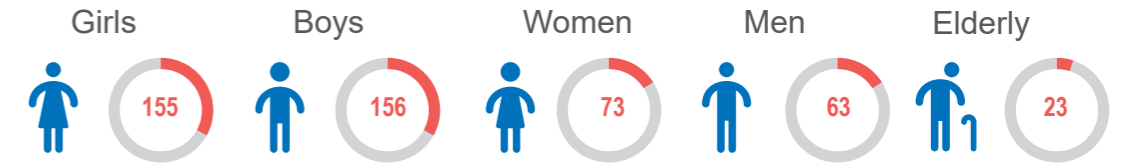


**PROTECTION VIOLATIONS CONCERNING CHILDREN, WOMEN AND MINORITIES (2024 IN %)**



<sup>2</sup>Members of minority clans include the Benadiri, Bantu, AUGUSTIe, Barawans, Gardere, Yakabur and Rahanweyne.

**DEMOGRAPHICS (MARCH 2024)<sup>3</sup>**



<sup>3</sup>Disaggregated data for displaced persons are based on those displacement reports where data has been collected at household level.

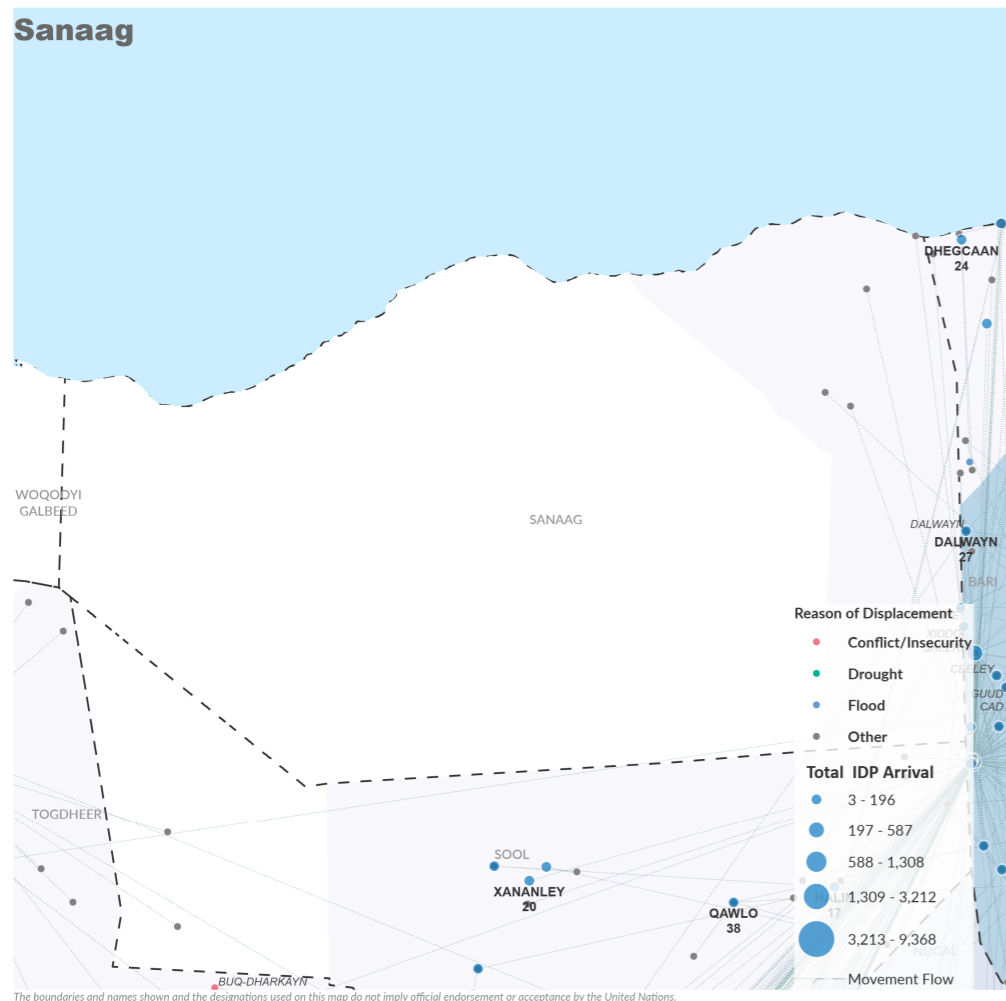
**SPECIFIC NEEDS OF THOSE WHO EXPERIENCED PROTECTION VIOLATIONS (IN 2024)<sup>4</sup>**



<sup>4</sup>In MAR 2024, 108 specific needs were recorded of those individuals who experienced protection violations.

<sup>5</sup>Others who are at risk include the following categories family unit, specific legal and physical protection needs, unaccompanied or separate child, pregnant or lactating, serious medical condition, single parent, SGBV and torture. Individuals can have multiple vulnerabilities

**IDP FLOW MOVEMENT (JAN-MARCH 2024)**



Galdogob district was the district with the highest recorded displacement incidents in the region (253).

165 individuals were displaced to Galdogob settlement, making it the largest displacement incident due to Other.

Gaalkacyo district was the district with the second highest recorded displacement incidents in the region (189).

114 individuals were displaced to Gaalkacyo settlement, making it the second largest displacement incident due to Other.

Jariiban district was the district with the third highest recorded displacement incidents in the region (22).

42 individuals were displaced to Bursaalax settlement, making it the third largest displacement incident due to Other.

In March 2024, 8% of protection violations across Somalia were recorded in Mudug region.

Gaalkacyo district had the highest recorded percentage of protection violations across the Mudug region (62%).

The highest recorded protection violations in the region from January to March 2024 include the following:

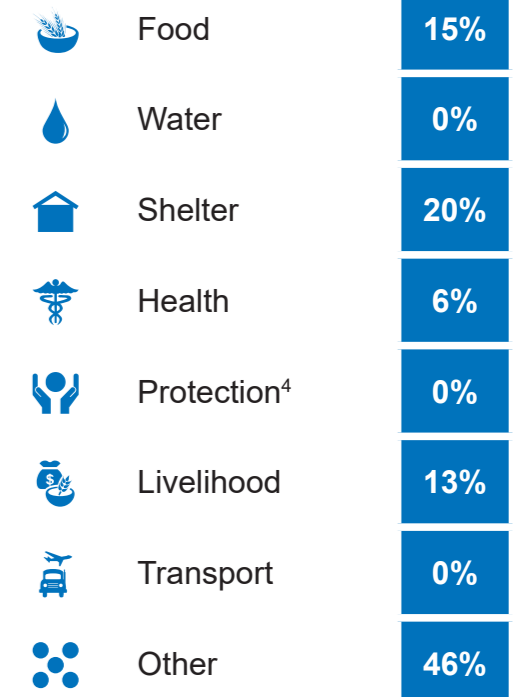
- Domestic Violence (100%)
- - (0%).

Gaalkacyo district was the district with the highest number of protection violations in the region from January 2016 to March 2024 (4150).

**Top 3 Protection Risks Identified**

1. Disinformation and denial of access to information
2. Discrimination and stigmatization, denial of resources, opportunities, services and/or humanitarian access
3. Gender-based violence

**PRIORITY NEED ON ARRIVAL (MARCH 2024 IN %)**



<sup>6</sup>Protection figures are underreported due to the concerns related to the sensitivity of this topic in the context of Somalia.

This dashboard should be read in conjunction with the Notes on PRMN Methodology which outline the approach and certain limitations. More information on Somalia can be found on the UNHCR Somalia Data Portal. For more statistical information related to Protection Monitoring and Displacement, visit PRMN interactive portal (<https://prmn-somalia.unhcr.org>). Contact: [sommopmn@unhcr.org](mailto:sommopmn@unhcr.org)

Implemented by:



UNHCR is grateful for the generous contributions of donors who have directly contributed to the UNHCR Somalia operation in 2024



Internal Displacement Solutions Fund



From the People of Japan





# OF INCIDENTS THAT CAUSED DISPLACEMENT

MARCH 2024

**76**

IN 2024

**142**



# OF NEWLY DISPLACED POPULATION

**1872**

**3211**



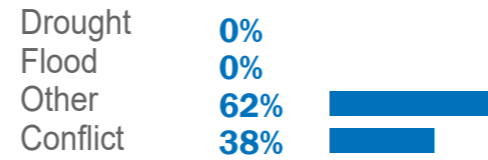
# OF PROTECTION VIOLATIONS RECORDED<sup>1</sup>

**10**

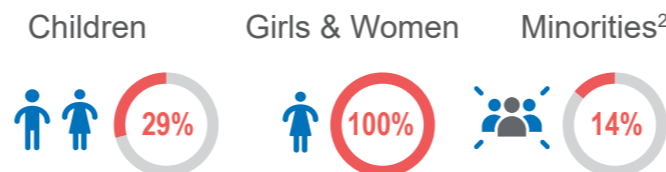
**28**

<sup>1</sup>Some protection violations were not recorded due to security risks in some regions.

### TRIGGERS OF DISPLACEMENT (MARCH 2024 IN %)

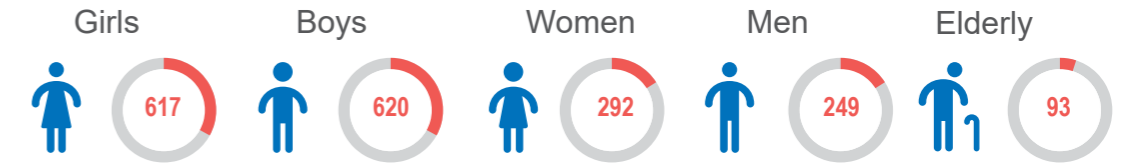


### PROTECTION VIOLATIONS CONCERNING CHILDREN, WOMEN AND MINORITIES (2024 IN %)



<sup>2</sup>Members of minority clans include the Benadiri, Bantu, AUGUSTIe, Barawans, Gardere, Yakabur and Rahanweyne.

### DEMOGRAPHICS (MARCH 2024)<sup>3</sup>



<sup>3</sup>Disaggregated data for displaced persons are based on those displacement reports where data has been collected at household level.

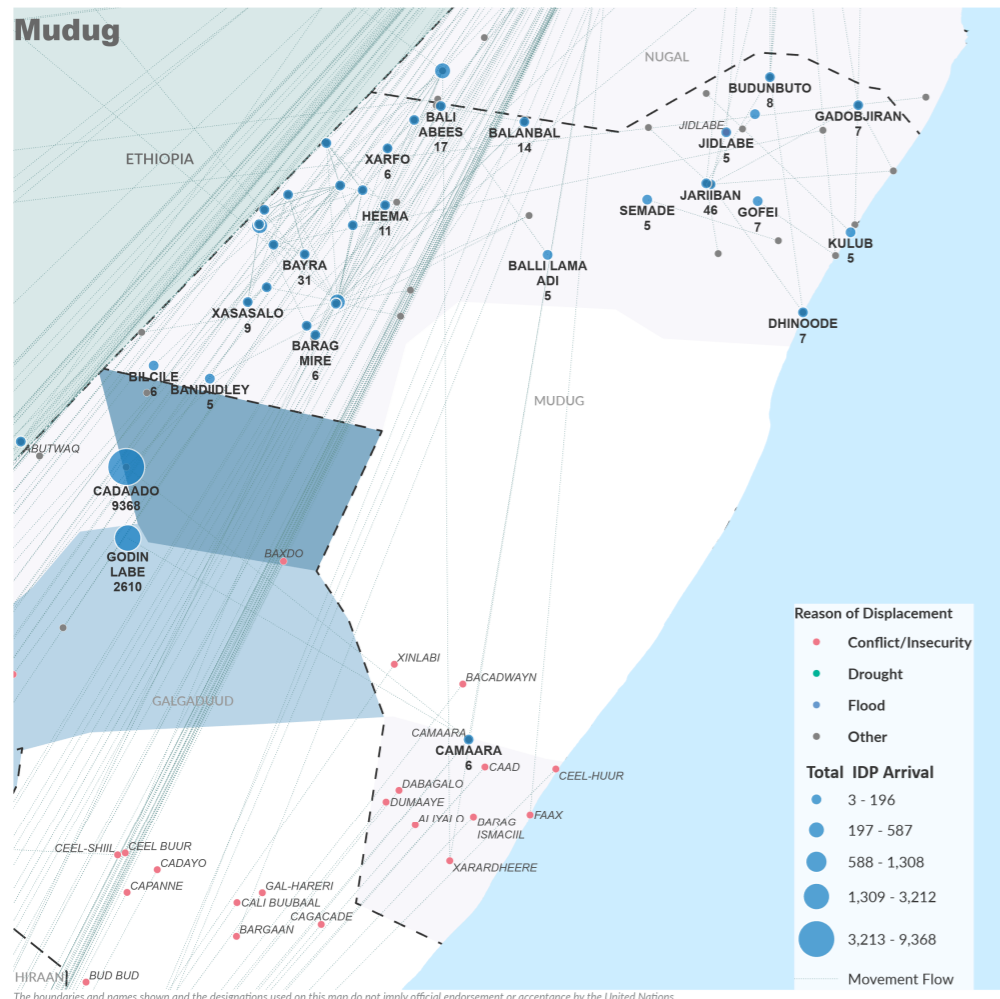
### SPECIFIC NEEDS OF THOSE WHO EXPERIENCED PROTECTION VIOLATIONS (IN 2024)<sup>4</sup>



<sup>4</sup>In MAR 2024, 40 specific needs were recorded of those individuals who experienced protection violations.

<sup>5</sup>Others who are at risk include the following categories family unit, specific legal and physical protection needs, unaccompanied or separate child, pregnant or lactating, serious medical condition, single parent, SGBV and torture. Individuals can have multiple vulnerabilities

### IDP FLOW MOVEMENT (JAN-MARCH 2024)



Garowe district was the district with the highest recorded displacement incidents in the region (947).

458 individuals were displaced to Garowe/Waberi settlement, making it the largest displacement incident due to Conflict/Insecurity.

Eyl district was the district with the second highest recorded displacement incidents in the region (598).

170 individuals were displaced to Biyocade settlement, making it the second largest displacement incident due to Other.

Burtinle district was the district with the third highest recorded displacement incidents in the region (220).

154 individuals were displaced to Kalabayr settlement, making it the third largest displacement incident due to Other.

In March 2024, 1% of protection violations across Somalia were recorded in Nugaal region.

Garowe district had the highest recorded percentage of protection violations across the Nugaal region (60%).

The highest recorded protection violations in the region from January to March 2024 include the following:

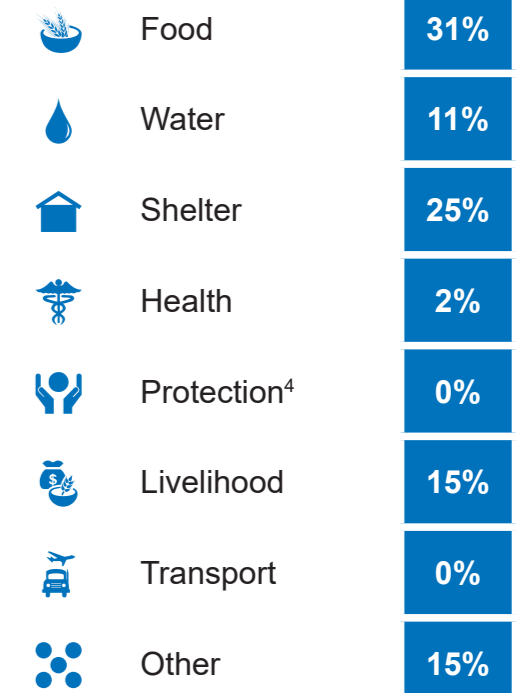
- Rape (32%)
- Harassment (21%).

Garowe district was the district with the highest number of protection violations in the region from January 2016 to March 2024 (1015).

#### Top 3 Protection Risks Identified

- Gender-based violence
- Child and forced family separation
- Discrimination and stigmatization, denial of resources, opportunities, services and/or humanitarian access

### PRIORITY NEED ON ARRIVAL (MARCH 2024 IN %)



<sup>6</sup>Protection figures are underreported due to the concerns related to the sensitivity of this topic in the context of Somalia.

This dashboard should be read in conjunction with the Notes on PRMN Methodology which outline the approach and certain limitations. More information on Somalia can be found on the UNHCR Somalia Data Portal. For more statistical information related to Protection Monitoring and Displacement, visit PRMN interactive portal (<https://prmn-somalia.unhcr.org>). Contact: [sommopmn@unhcr.org](mailto:sommopmn@unhcr.org)

Implemented by:



UNHCR is grateful for the generous contributions of donors who have directly contributed to the UNHCR Somalia operation in 2024

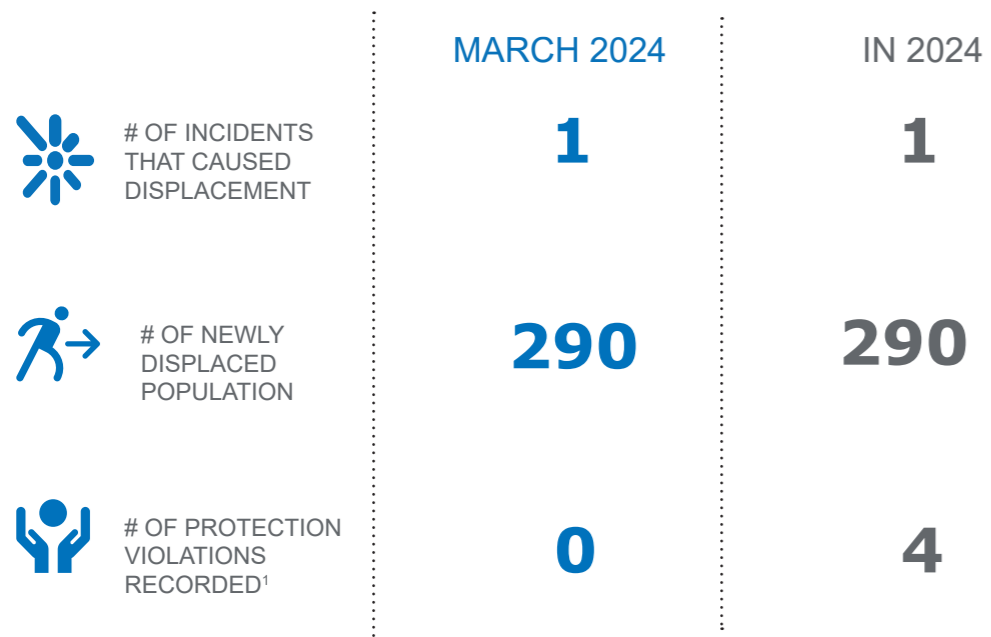


Internal Displacement Solutions Fund



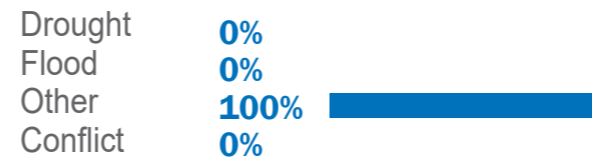
From the People of Japan



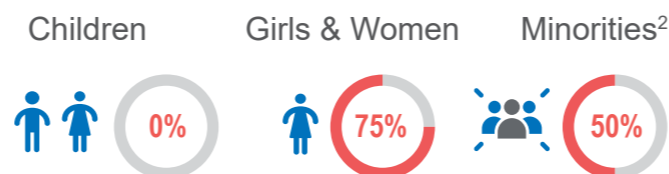


<sup>1</sup>Some protection violations were not recorded due to security risks in some regions.

**TRIGGERS OF DISPLACEMENT (MARCH 2024 IN %)**

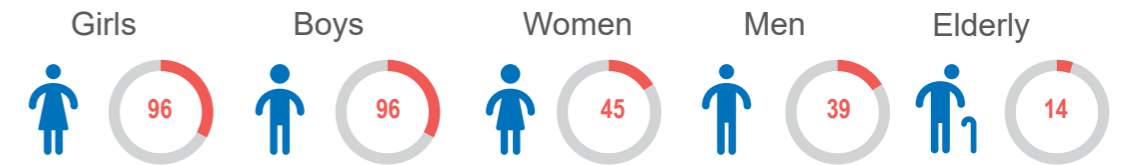


**PROTECTION VIOLATIONS CONCERNING CHILDREN, WOMEN AND MINORITIES (2024 IN %)**



<sup>2</sup>Members of minority clans include the Benadiri, Bantu, AUGUSTIe, Barawans, Gardere, Yakabur and Rahanweyne.

**DEMOGRAPHICS (MARCH 2024)<sup>3</sup>**



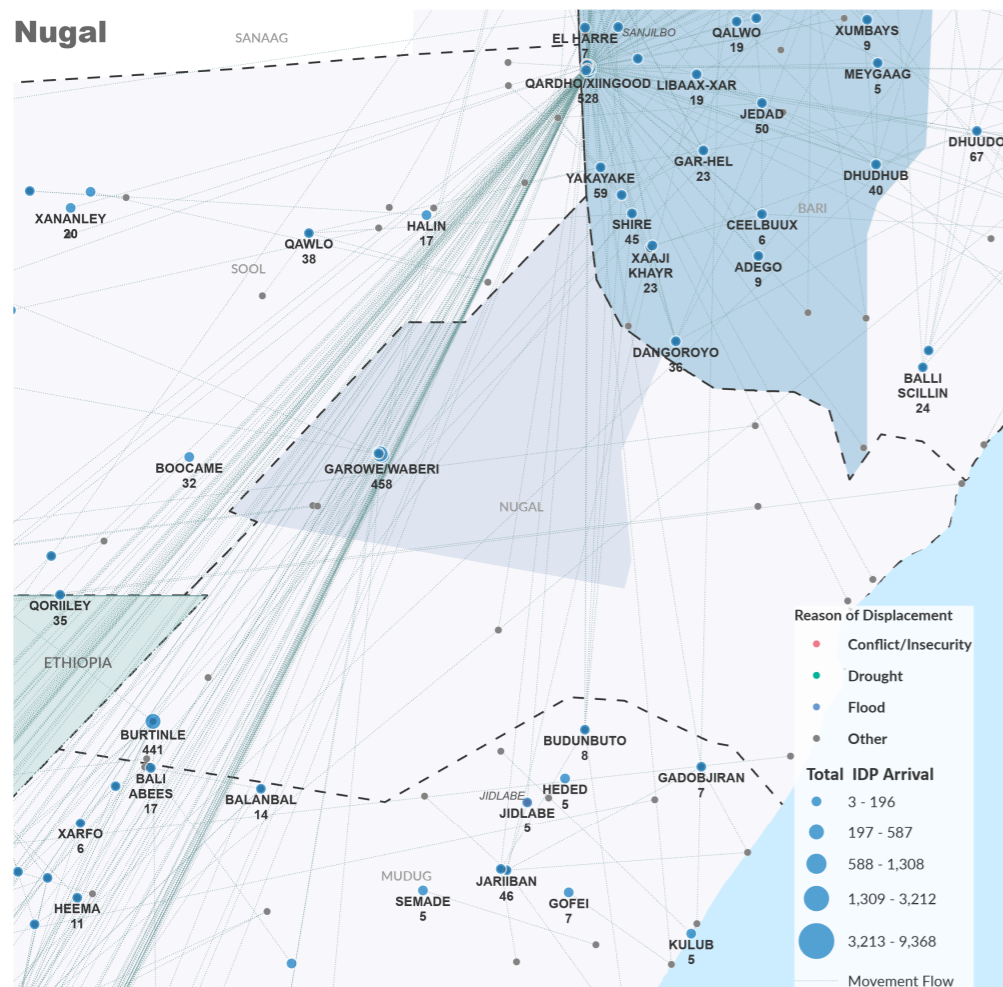
<sup>3</sup>Disaggregated data for displaced persons are based on those displacement reports where data has been collected at household level.

**SPECIFIC NEEDS OF THOSE WHO EXPERIENCED PROTECTION VIOLATIONS (IN 2024)<sup>4</sup>**



<sup>4</sup>In MAR 2024, 0 specific needs were recorded of those individuals who experienced protection violations.  
<sup>5</sup>Others who are at risk include the following categories family unit, specific legal and physical protection needs, unaccompanied or separate child, pregnant or lactating, serious medical condition, single parent, SGBV and torture. Individuals can have multiple vulnerabilities

**IDP FLOW MOVEMENT (JAN-MARCH 2024)**



The boundaries and names shown and the designations used on this map do not imply official endorsement or acceptance by the United Nations.

Badhan district was the district with the highest recorded displacement incidents in the region (290).

290 individuals were displaced to Ceelbuh settlement, making it the largest displacement incident due to Other.

- district was the district with the second highest recorded displacement incidents in the region (0).

0 individuals were displaced to - settlement, making it the second largest displacement incident due to -.

- district was the district with the third highest recorded displacement incidents in the region (0).

0 individuals were displaced to - settlement, making it the third largest displacement incident due to -.

In March 2024, 0% of protection violations across Somalia were recorded in Sanaag region.

- district had the highest recorded percentage of protection violations across the Sanaag region (0%).

The highest recorded protection violations in the region from January to March 2024 include the following:

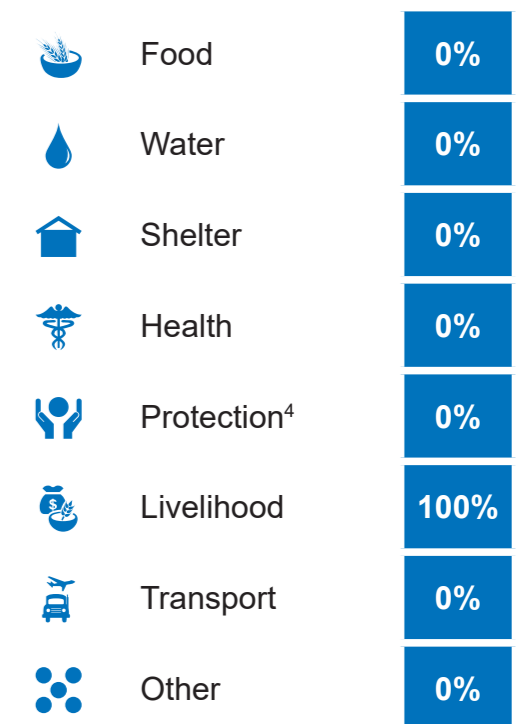
- Illegal Arrest and Detention (50%)
- Threat To Life/Physical Integrity (50%).

Ceel Afweyn district was the district with the highest number of protection violations in the region from January 2016 to March 2024 (460).

**Top 3 Protection Risks Identified**

1. Disinformation and denial of access to information
2. -
3. -

**PRIORITY NEED ON ARRIVAL (MARCH 2024 IN %)**



<sup>6</sup>Protection figures are underreported due to the concerns related to the sensitivity of this topic in the context of Somalia.

This dashboard should be read in conjunction with the Notes on [PRMN Methodology](#) which outline the approach and certain limitations. More information on Somalia can be found on the [UNHCR Somalia Data Portal](#). For more statistical information related to Protection Monitoring and Displacement, visit [PRMN interactive portal \(https://prmn-somalia.unhcr.org\)](#). Contact: [sommopmn@unhcr.org](mailto:sommopmn@unhcr.org)

Implemented by:



UNHCR is grateful for the generous contributions of donors who have directly contributed to the UNHCR Somalia operation in 2024

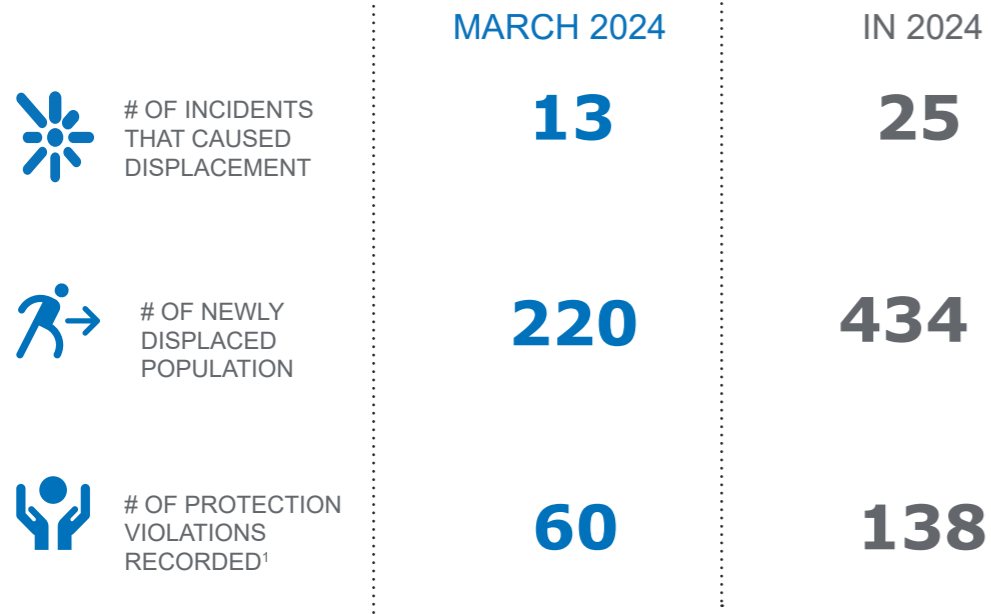


Internal Displacement Solutions Fund



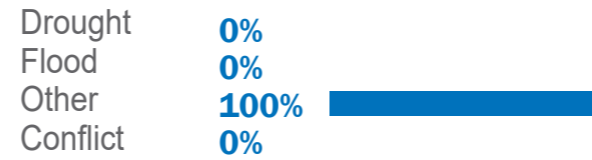
From the People of Japan



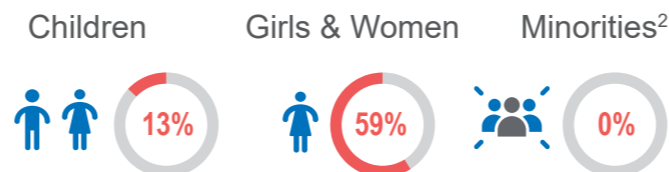


<sup>1</sup>Some protection violations were not recorded due to security risks in some regions.

**TRIGGERS OF DISPLACEMENT (MARCH 2024 IN %)**

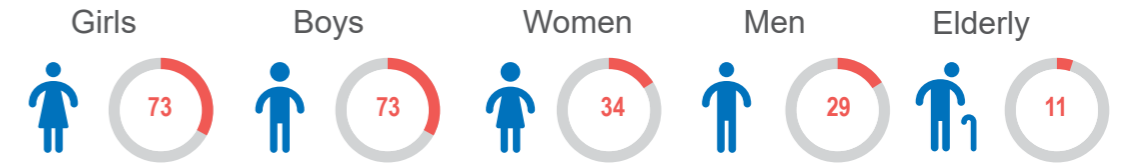


**PROTECTION VIOLATIONS CONCERNING CHILDREN, WOMEN AND MINORITIES (2024 IN %)**



<sup>2</sup>Members of minority clans include the Benadiri, Bantu, AUGUSTIe, Barawans, Gardere, Yakabur and Rahanweyne.

**DEMOGRAPHICS (MARCH 2024)<sup>3</sup>**



<sup>3</sup>Disaggregated data for displaced persons are based on those displacement reports where data has been collected at household level.

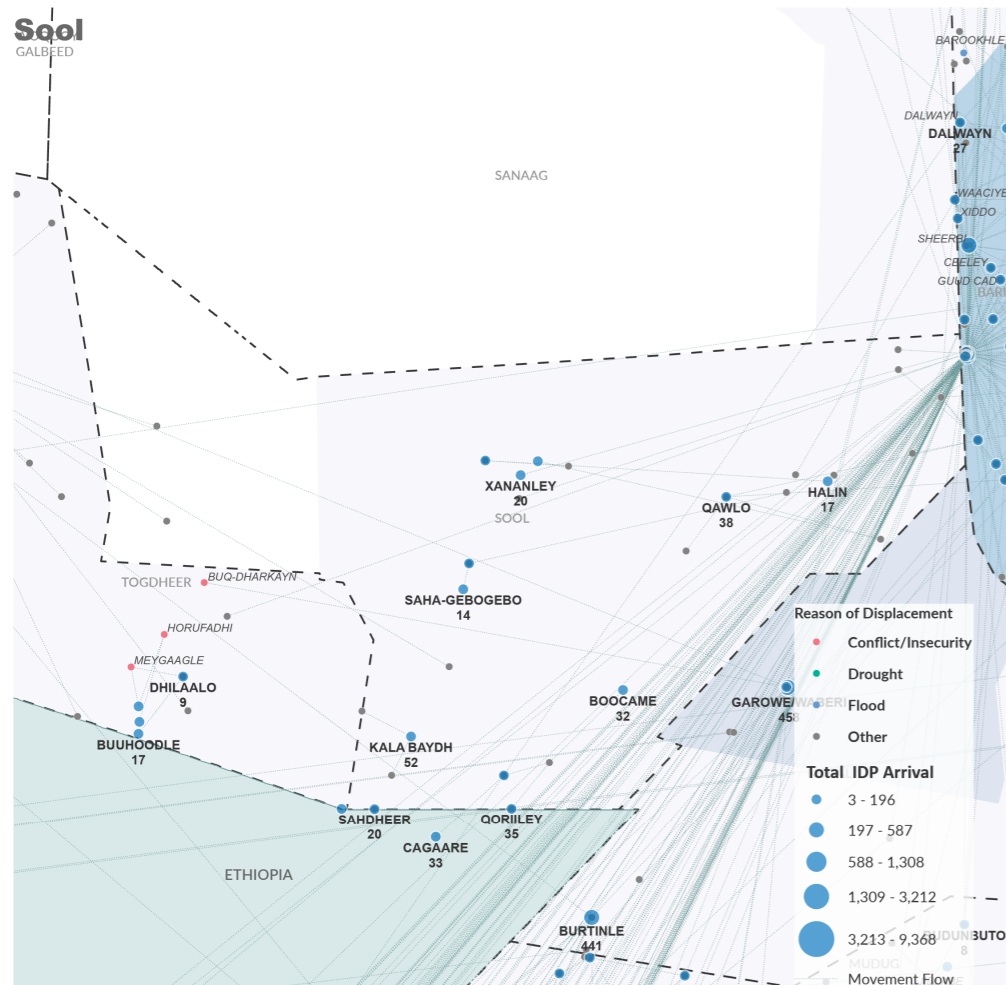
**SPECIFIC NEEDS OF THOSE WHO EXPERIENCED PROTECTION VIOLATIONS (IN 2024)<sup>4</sup>**



<sup>4</sup>In MAR 2024, 72 specific needs were recorded of those individuals who experienced protection violations.

<sup>5</sup>Others who are at risk include the following categories family unit, specific legal and physical protection needs, unaccompanied or separate child, pregnant or lactating, serious medical condition, single parent, SGBV and torture. Individuals can have multiple vulnerabilities

**IDP FLOW MOVEMENT (JAN-MARCH 2024)**



The boundaries and names shown and the designations used on this map do not imply official endorsement or acceptance by the United Nations.

Laas Caanood district was the district with the highest recorded displacement incidents in the region (203).

91 individuals were displaced to Kala Baydh settlement, making it the largest displacement incident due to Other.

Taleex district was the district with the second highest recorded displacement incidents in the region (17).

33 individuals were displaced to Cagaare settlement, making it the second largest displacement incident due to Other.

- district was the district with the third highest recorded displacement incidents in the region (0).

32 individuals were displaced to Boocame settlement, making it the third largest displacement incident due to Other.

In March 2024, 5% of protection violations across Somalia were recorded in Sool region.

Laas Caanood district had the highest recorded percentage of protection violations across the Sool region (83%).

The highest recorded protection violations in the region from January to March 2024 include the following:

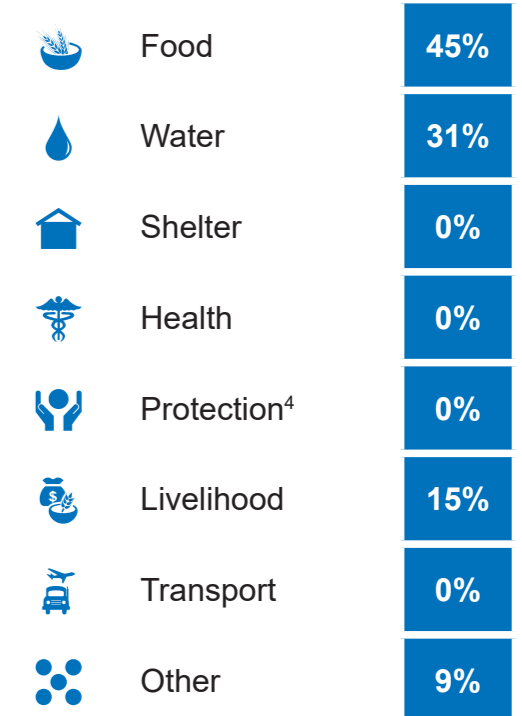
- Physical Assault/Attack Not Resulting In Death (36%)
- Domestic Violence (28%).

Laas Caanood district was the district with the highest number of protection violations in the region from January 2016 to March 2024 (2461).

**Top 3 Protection Risks Identified**

- Gender-based violence
- Presence of Mine and other explosive ordnance
- Child, early or forced marriage

**PRIORITY NEED ON ARRIVAL (MARCH 2024 IN %)**



<sup>6</sup>Protection figures are underreported due to the concerns related to the sensitivity of this topic in the context of Somalia.

This dashboard should be read in conjunction with the Notes on [PRMN Methodology](#) which outline the approach and certain limitations. More information on Somalia can be found on the [UNHCR Somalia Data Portal](#). For more statistical information related to Protection Monitoring and Displacement, visit [PRMN interactive portal \(https://prmn-somalia.unhcr.org\)](#). Contact: [sommopmn@unhcr.org](mailto:sommopmn@unhcr.org)

Implemented by:



UNHCR is grateful for the generous contributions of donors who have directly contributed to the UNHCR Somalia operation in 2024

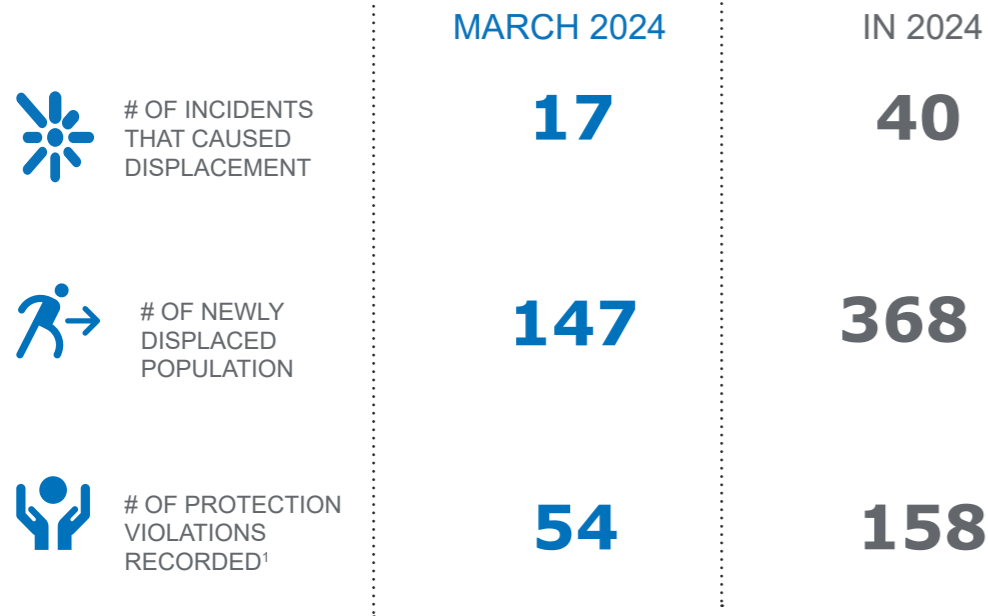


Internal Displacement Solutions Fund



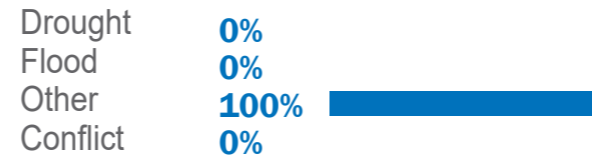
From the People of Japan



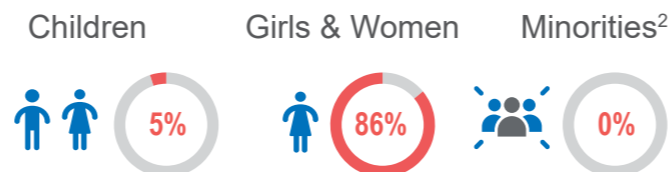


<sup>1</sup>Some protection violations were not recorded due to security risks in some regions.

### TRIGGERS OF DISPLACEMENT (MARCH 2024 IN %)

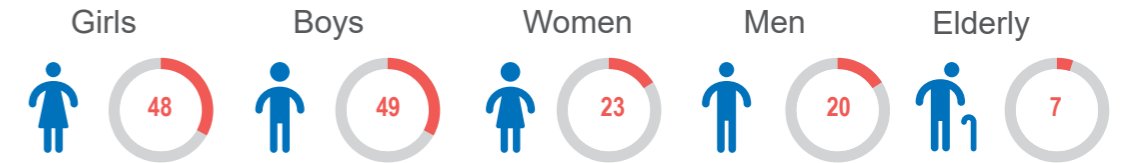


### PROTECTION VIOLATIONS CONCERNING CHILDREN, WOMEN AND MINORITIES (2024 IN %)



<sup>2</sup>Members of minority clans include the Benadiri, Bantu, AUGUSTIe, Barawans, Gardere, Yakabur and Rahanweyne.

### DEMOGRAPHICS (MARCH 2024)<sup>3</sup>



<sup>3</sup>Disaggregated data for displaced persons are based on those displacement reports where data has been collected at household level.

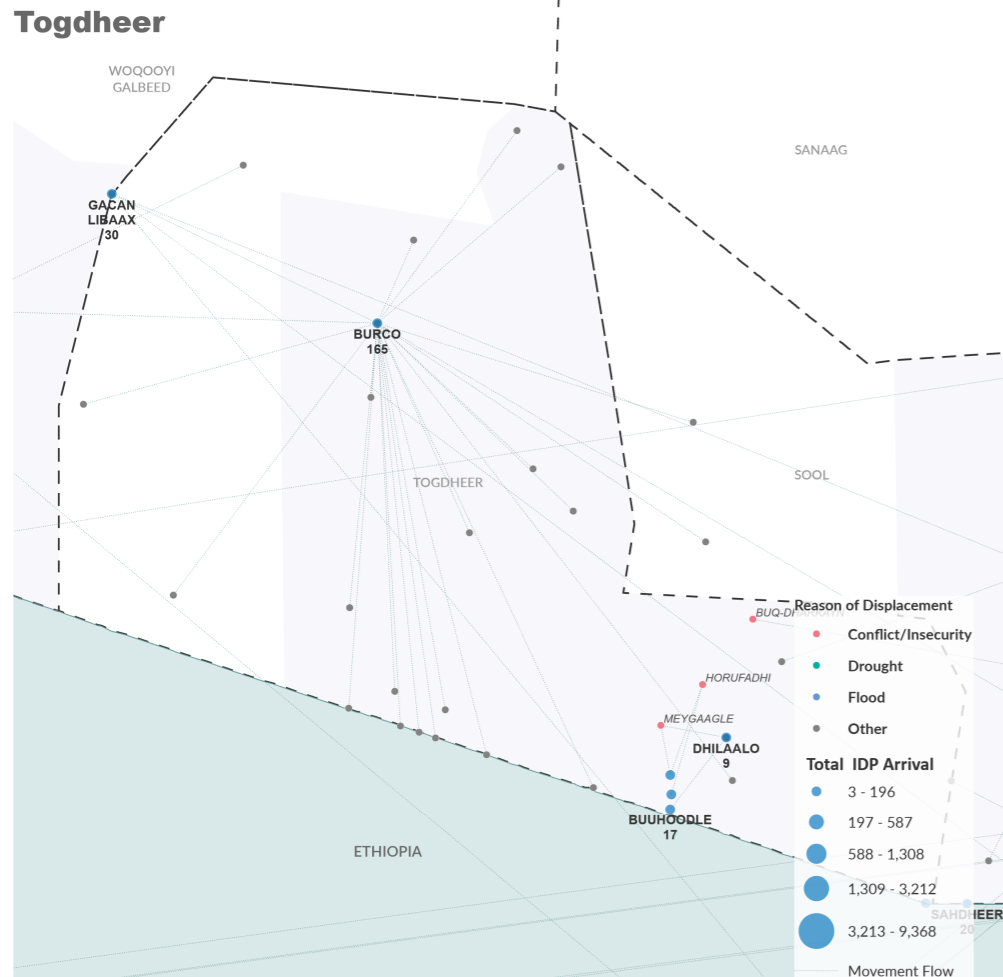
### SPECIFIC NEEDS OF THOSE WHO EXPERIENCED PROTECTION VIOLATIONS (IN 2024)<sup>4</sup>



<sup>4</sup>In MAR 2024, 58 specific needs were recorded of those individuals who experienced protection violations.

<sup>5</sup>Others who are at risk include the following categories family unit, specific legal and physical protection needs, unaccompanied or separate child, pregnant or lactating, serious medical condition, single parent, SGBV and torture. Individuals can have multiple vulnerabilities

### IDP FLOW MOVEMENT (JAN-MARCH 2024)



The boundaries and names shown and the designations used on this map do not imply official endorsement or acceptance by the United Nations.

Burco district was the district with the highest recorded displacement incidents in the region (81).

81 individuals were displaced to Burco settlement, making it the largest displacement incident due to Other.

Buuhoodle district was the district with the second highest recorded displacement incidents in the region (66).

33 individuals were displaced to Xidh Xidh settlement, making it the second largest displacement incident due to Other.

- district was the district with the third highest recorded displacement incidents in the region (0).

17 individuals were displaced to Buuhoodle settlement, making it the third largest displacement incident due to Other.

In March 2024, 5% of protection violations across Somalia were recorded in Togdheer region.

Burco district had the highest recorded percentage of protection violations across the Togdheer region (89%).

The highest recorded protection violations in the region from January to March 2024 include the following:

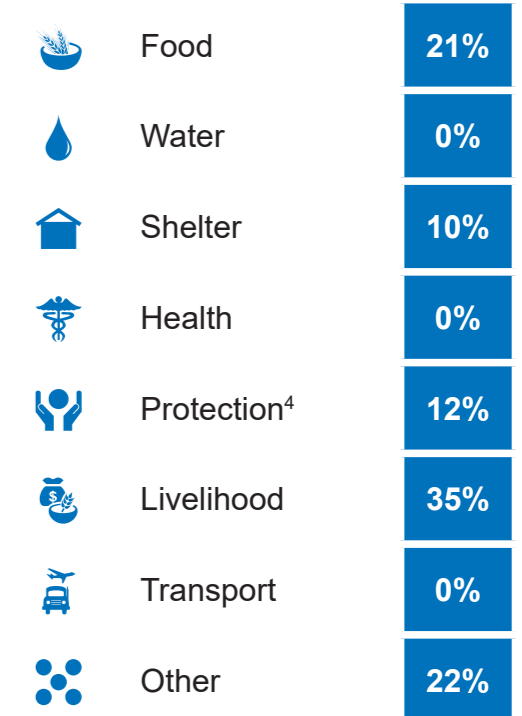
- Domestic Violence (80%)
- Physical Assault/Attack Not Resulting In Death (12%).

Burco district was the district with the highest number of protection violations in the region from January 2016 to March 2024 (1034).

#### Top 3 Protection Risks Identified

1. Gender-based violence
2. Child, early or forced marriage
3. Discrimination and stigmatization, denial of resources, opportunities, services and/or humanitarian access

### PRIORITY NEED ON ARRIVAL (MARCH 2024 IN %)



<sup>6</sup>Protection figures are underreported due to the concerns related to the sensitivity of this topic in the context of Somalia.

This dashboard should be read in conjunction with the Notes on PRMN Methodology which outline the approach and certain limitations. More information on Somalia can be found on the UNHCR Somalia Data Portal. For more statistical information related to Protection Monitoring and Displacement, visit PRMN interactive portal (<https://prmn-somalia.unhcr.org>). Contact: [sommopmn@unhcr.org](mailto:sommopmn@unhcr.org)

Implemented by:



UNHCR is grateful for the generous contributions of donors who have directly contributed to the UNHCR Somalia operation in 2024



Internal Displacement Solutions Fund



From the People of Japan



# OF INCIDENTS THAT CAUSED DISPLACEMENT

MARCH 2024

7

IN 2024

14

# OF NEWLY DISPLACED POPULATION

43

82

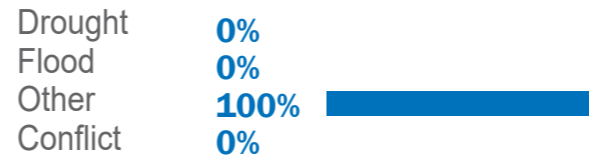
# OF PROTECTION VIOLATIONS RECORDED<sup>1</sup>

128

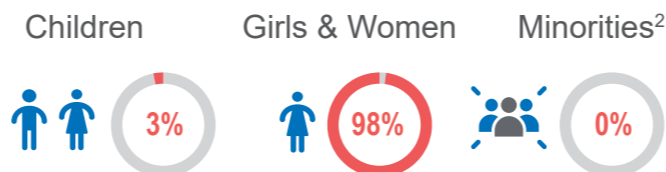
404

<sup>1</sup>Some protection violations were not recorded due to security risks in some regions.

**TRIGGERS OF DISPLACEMENT (MARCH 2024 IN %)**

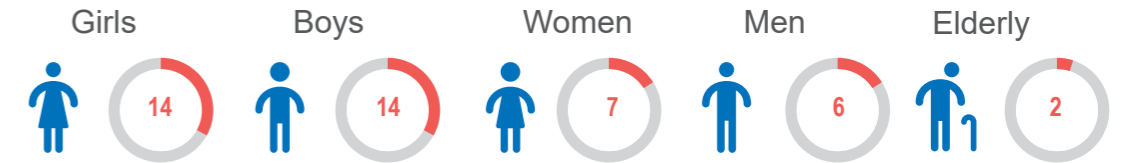


**PROTECTION VIOLATIONS CONCERNING CHILDREN, WOMEN AND MINORITIES (2024 IN %)**



<sup>2</sup>Members of minority clans include the Benadiri, Bantu, AUGUSTIe, Barawans, Gardere, Yakabur and Rahanweyne.

**DEMOGRAPHICS (MARCH 2024)<sup>3</sup>**



<sup>3</sup>Disaggregated data for displaced persons are based on those displacement reports where data has been collected at household level.

**SPECIFIC NEEDS OF THOSE WHO EXPERIENCED PROTECTION VIOLATIONS (IN 2024)<sup>4</sup>**

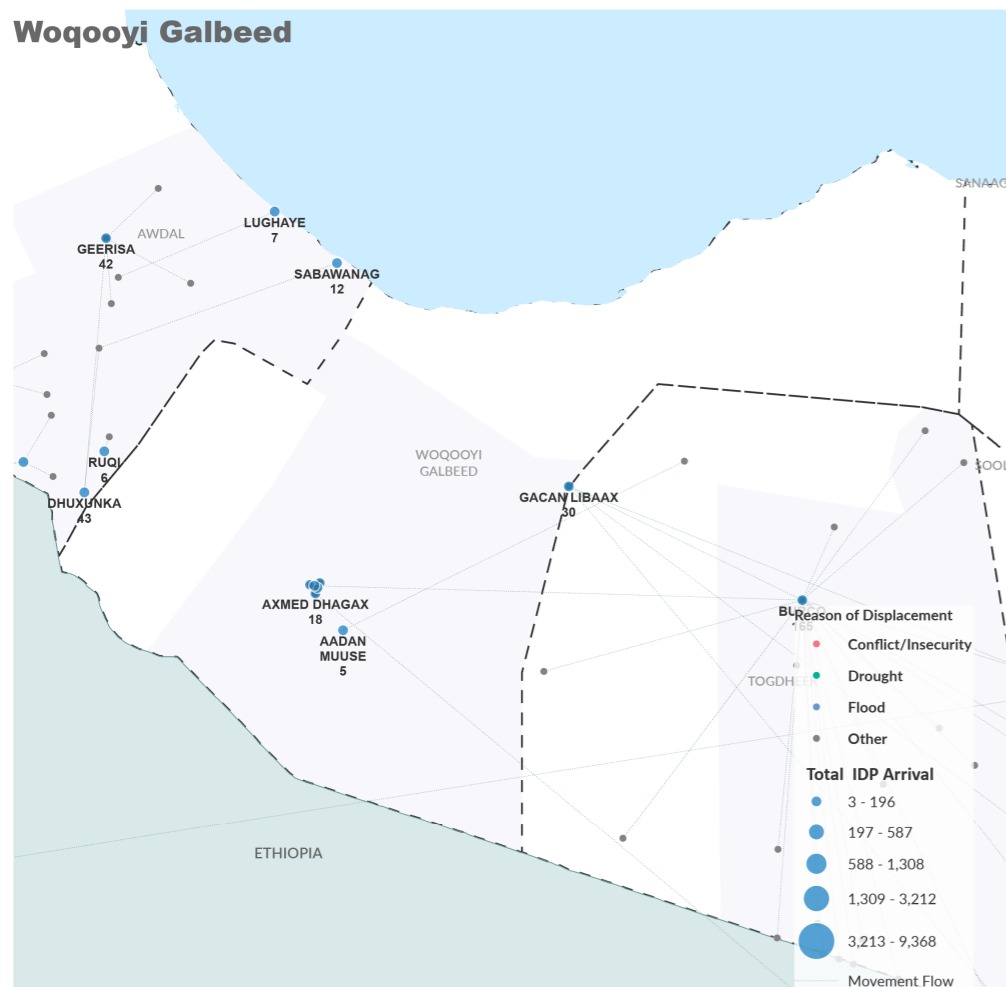


<sup>4</sup>In MAR 2024, 68 specific needs were recorded of those individuals who experienced protection violations.

<sup>5</sup>Others who are at risk include the following categories family unit, specific legal and physical protection needs, unaccompanied or separate child, pregnant or lactating, serious medical condition, single parent, SGBV and torture. Individuals can have multiple vulnerabilities

**IDP FLOW MOVEMENT (JAN-MARCH 2024)**

**Woqooyi Galbeed**



The boundaries and names shown and the designations used on this map do not imply official endorsement or acceptance by the United Nations.

Hargeysa district was the district with the highest recorded displacement incidents in the region (43).

19 individuals were displaced to Gacan Libaax settlement, making it the largest displacement incident due to Other.

- district was the district with the second highest recorded displacement incidents in the region (0).

12 individuals were displaced to Axmed Dhagax settlement, making it the second largest displacement incident due to Other.

- district was the district with the third highest recorded displacement incidents in the region (0).

6 individuals were displaced to Gacan Libaax/Sheekh Madar settlement, making it the third largest displacement incident due to Other.

In March 2024, 12% of protection violations across Somalia were recorded in Woqooyi Galbeed region.

Hargeysa district had the highest recorded percentage of protection violations across the Woqooyi Galbeed region (100%).

The highest recorded protection violations in the region from January to March 2024 include the following:

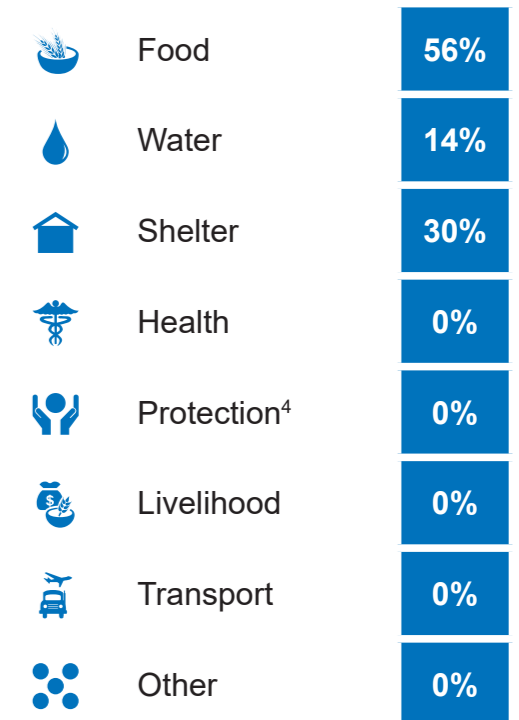
- Domestic Violence (56%)
- Physical Assault/Attack Not Resulting In Death (19%).

Hargeysa district was the district with the highest number of protection violations in the region from January 2016 to March 2024 (10444).

**Top 3 Protection Risks Identified**

1. Theft, extortion, forced eviction or destruction of personal property
2. Disinformation and denial of access to information
3. Unlawful impediments or restrictions to freedom of movement, siege and forced displacement.

**PRIORITY NEED ON ARRIVAL (MARCH 2024 IN %)**



<sup>6</sup>Protection figures are underreported due to the concerns related to the sensitivity of this topic in the context of Somalia.

This dashboard should be read in conjunction with the Notes on PRMN Methodology which outline the approach and certain limitations. More information on Somalia can be found on the UNHCR Somalia Data Portal. For more statistical information related to Protection Monitoring and Displacement, visit PRMN interactive portal (<https://prmn-somalia.unhcr.org>). Contact: [sommopmn@unhcr.org](mailto:sommopmn@unhcr.org)

Implemented by:



UNHCR is grateful for the generous contributions of donors who have directly contributed to the UNHCR Somalia operation in 2024



Internal Displacement Solutions Fund



From the People of Japan

