

# SPAIN Weekly snapshot - Week 1 (1 - 7 Jan 2024)

The charts below are based on figures from the Ministry of Interior and UNHCR estimates. All figures are provisional and subject to change

## Refugees & migrants: sea and land arrivals in week 1<sup>1</sup>



### Arrivals in Spain

**1,784**  
Arrivals as of 7 Jan 2024<sup>2</sup>  
**+494%**  
Dif. 2023

**1,781**  
Sea Arrivals<sup>2</sup>  
Dif. 2023: **+512%**

**3**  
Land Arrivals<sup>2</sup>  
Dif. 2023: **-69%**

**1,784**  
Arrivals Week 1<sup>1</sup>  
Dif. last week: **-31%**  
Dif. 2023: **+494%**

### Western Mediterranean

**107**  
Arrivals as of 7 Jan 2024<sup>2</sup>  
**-37%**  
Dif. 2023

**104**  
Sea Arrivals<sup>2</sup>  
Dif. 2023: **-36%**

**3**  
Land Arrivals<sup>2</sup>  
Dif. 2023: **-69%**

**107**  
Arrivals Week 1<sup>1</sup>  
Dif. last week: **-82%**  
Dif. 2023: **-37%**

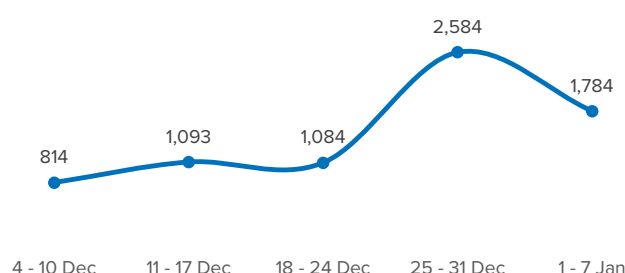
### Northwest African maritime (Canary Islands)

**1,677**  
Arrivals as of 7 Jan 2024<sup>2</sup>  
**+1,196%**  
Dif. 2023

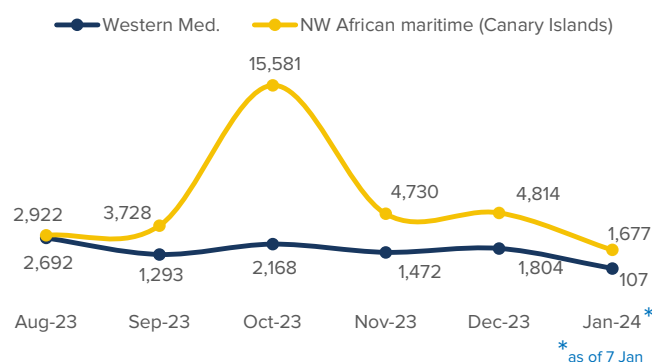
**1,677**  
Sea Arrivals<sup>2</sup>  
Dif. 2023: **+1,196%**

**1,677**  
Arrivals Week 1<sup>1</sup>  
Dif. last week: **-16%**  
Dif. 2023: **+1,196%**

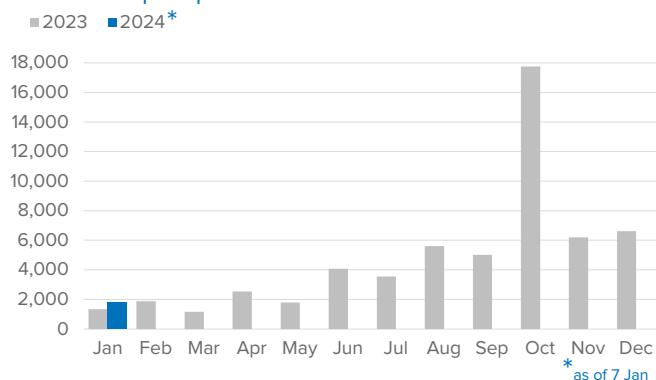
## Arrivals in Spain during the last five weeks<sup>1</sup>



## Arrivals in Spain by route during the last six months<sup>2</sup>



## Arrivals in Spain per month<sup>2</sup>



## Arrivals in Spain per year<sup>2</sup>

