

# SPAIN Weekly snapshot - Week 52 (25 - 31 Dec 2023)

The charts below are based on figures from the Ministry of Interior and UNHCR estimates. All figures are provisional and subject to change

## Refugees & migrants: sea and land arrivals in week 52<sup>1</sup>



### Arrivals in Spain

**57,538**  
Arrivals as of  
31 Dec 2023<sup>2</sup>

**+81%**  
Dif. 2022

**57,071**  
Sea Arrivals<sup>2</sup>  
Dif. 2022: **+91%**

**467**  
Land Arrivals<sup>2</sup>  
Dif. 2022: **-75%**

**2,584**  
Arrivals Week 52<sup>1</sup>  
Dif. last week: **+138%**  
Dif. 2022: **+468%**

### Western Mediterranean

**17,208**  
Arrivals as of  
31 Dec 2023<sup>2</sup>

**+7%**  
Dif. 2022

**16,741**  
Sea Arrivals<sup>2</sup>  
Dif. 2022: **+18%**

**467**  
Land Arrivals<sup>2</sup>  
Dif. 2022: **-75%**

**583**  
Arrivals Week 52<sup>1</sup>  
Dif. last week: **+142%**  
Dif. 2022: **+70%**

### Northwest African maritime (Canary Islands)

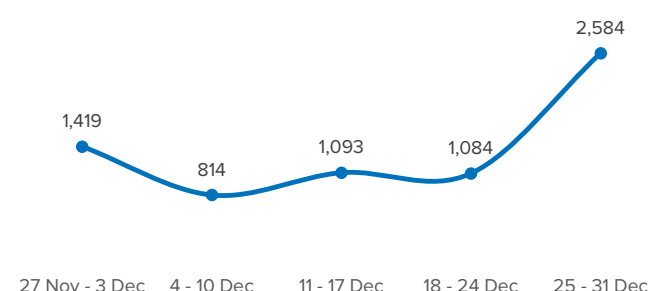
**40,330**  
Arrivals as of  
31 Dec 2023<sup>2</sup>

**+157%**  
Dif. 2022

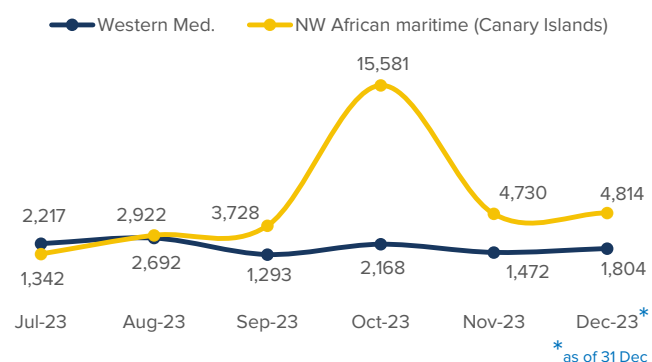
**40,330**  
Sea Arrivals<sup>2</sup>  
Dif. 2022: **+157%**

**2,001**  
Arrivals Week 52<sup>1</sup>  
Dif. last week: **+137%**  
Dif. 2022: **+1,694%**

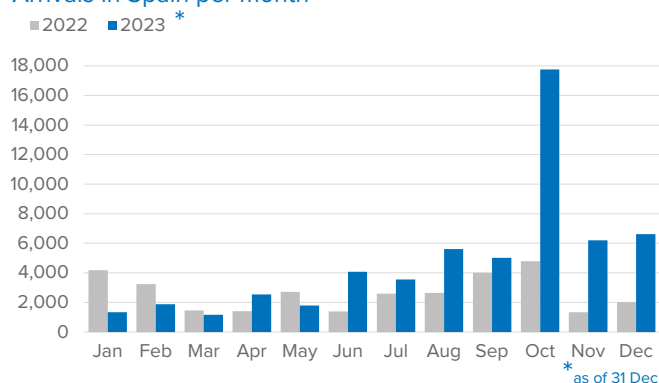
## Arrivals in Spain during the last five weeks<sup>1</sup>



## Arrivals in Spain by route during the last six months<sup>2</sup>



## Arrivals in Spain per month<sup>2</sup>



## Arrivals in Spain per year<sup>2</sup>

