

Key findings	Refugee profiles	Temporary visits to Ukraine	Access to rights in host country #1	Access to rights in host country #2
--------------	------------------	-----------------------------	-------------------------------------	-------------------------------------

Country	Date of inte...	Interview pl...	Date of arrival	Top 10 obla...	Household t...
All	All	All	All	All	All

To strengthen and promote an evidence-based protection response, UNHCR and its partners in [Belarus, Czech Republic, Estonia, Hungary, Latvia, Lithuania, Republic of Moldova, Poland, Romania and Slovakia](#) have been implementing a Protection Profiling and Monitoring exercise to regularly collect and analyze data about the profiles, protection risks and needs of refugees from Ukraine and monitor changes over time. This fact sheet presents the main findings based on [27,211 interviews \(64,686 household members\)](#) conducted between [16 Feb 2023 and 31 October 2023](#).

of respondents

27,211

Sample by country

Poland	13,540
Moldova	5,235
Romania	2,314
Slovakia	2,184
Belarus	889
Latvia	759
Czech Republic	677
Lithuania	651
Estonia	621
Hungary	341

Methodology

Individual interviews are carried out in different locations, including border and transit locations, reception and transit centers, collective sites, assistance points and community centers. Trained enumerators digitally collect the data through Kobo Toolbox, which is safely stored in UNHCR server.

While respondents are randomly selected to reduce bias, non-probability sampling is used and results cannot necessarily be extrapolated to the population of refugees from Ukraine as a whole.

To ensure the representativeness of the results, the data for this fact sheet has been weighted. You might therefore notice differences with the data displayed on the dashboard [here](#)

KEY FINDINGS

Nationality

99%

of respondents were Ukrainian nationals

Gender

86%

of respondents were females

Age

45

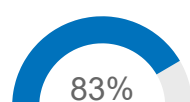
average age of the respondent

Household size

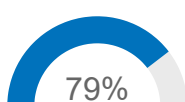
2.4

average size of the household

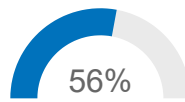
Published
26 December 2023



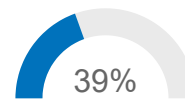
of household members are women and children



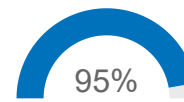
of respondents have completed higher education or university



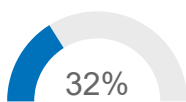
of respondents were employed or self-employed before leaving Ukraine



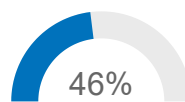
of respondents currently employed in the host country, remote or self-employed



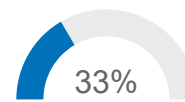
of respondents applied for Temporary Protection (or similar schemes) in the host country



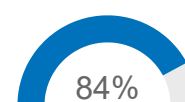
of households with school-aged children (5-17) reported at least one child not registered for education in host country



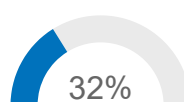
of respondents with infants (0-4) are not able to access childcare services in the host country



of respondents experienced difficulties accessing healthcare system in the host country when needed



of respondents have at least one urgent need such as material assistance, food, employment etc.



of respondents temporarily visited Ukraine at least once since their initial displacement

Acknowledgements

We are grateful for the extensive involvement and support of UNHCR's partners, in particular: Cordelia Foundation for the Rehabilitation of Torture Victims and Menedék – Hungarian Association for Migrants, Human Rights League, Hungarian Baptist Aid, IFRC, InterSOS, Law Center of Advocates (CDA), Mareena, People in Need, REACH, Romanian National Council for Refugees (CNRR), Slovak Humanitarian Council and Charity Center for Refugees.

We are also grateful for the support of local authorities, civil society, international organizations and donors. Most importantly, UNHCR would like to acknowledge the resilience and strength of refugees from Ukraine, who continue to share with us their challenges, fears and hopes.

Key findings

Refugee profiles

Temporary visits to Ukraine

Access to rights in host
country #1

Access to rights in host
country #2

Country

Date of inte...

Interview pl...

Date of arrival

Top 10 obla...

Household t...

All

All

All

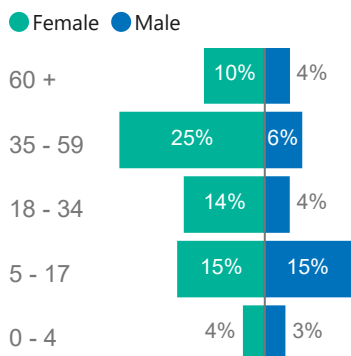
All

All

All

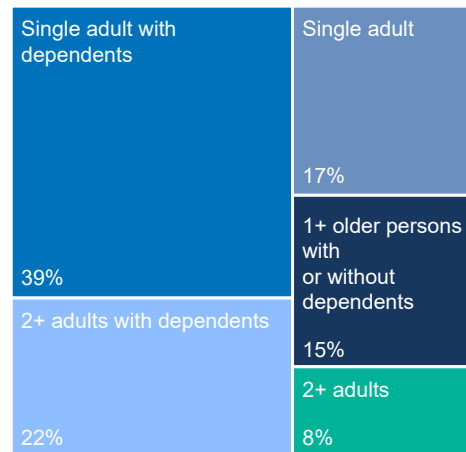
HOUSEHOLD CHARACTERISTICS

Household members by age group and gender**



Note: including the respondent

Household type**



5%

of households indicated having children who are separated from both parents

23%

of households indicated having at least one family member with serious medical condition

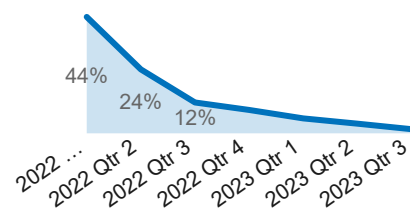
6%

of individuals with disabilities*

Note: includes difficulties walking, seeing, hearing, remembering, communicating or self-care

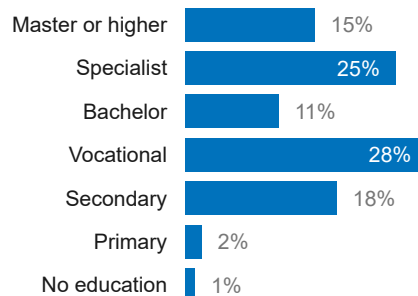
RESPONDENT PROFILE

Date of arrival to the current host country**

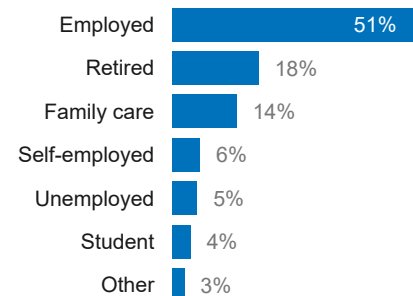


Note: Q1 includes Feb 24th - March 31st 2022

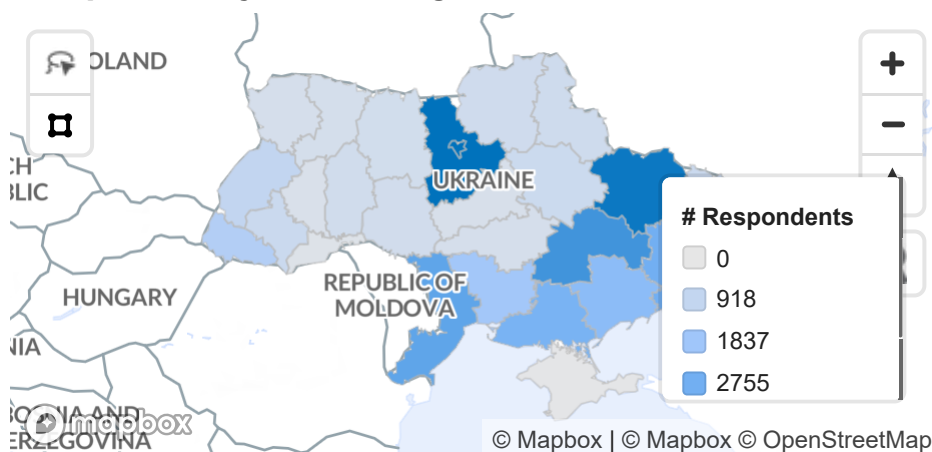
Education level**



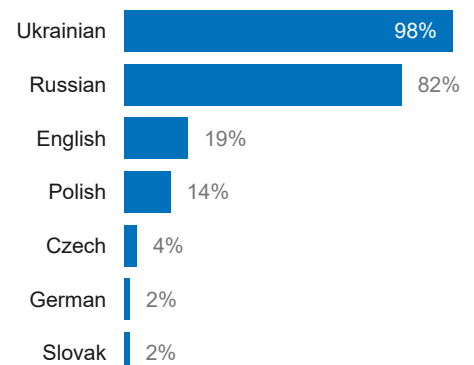
Main activity in Ukraine**



Respondents by oblast of origin



Top languages spoken*



* Multiple responses were possible, so percentages can go over 100% when added.

** Due to rounding some percent totals do not add up to 100%.

Key findings	Refugee profiles	Temporary visits to Ukraine	Access to rights in host country #1	Access to rights in host country #2
--------------	------------------	-----------------------------	-------------------------------------	-------------------------------------

Country	Date of inte...	Interview pl...	Date of arrival	Top 10 obla...	Household t...
All	All	All	All	All	All

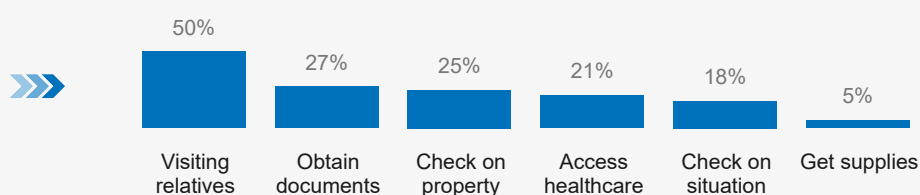
TEMPORARY VISIT TO UKRAINE

Temporary visit

32%

of respondents visited Ukraine at least once since their initial departure

Temporary visit: Main reasons*



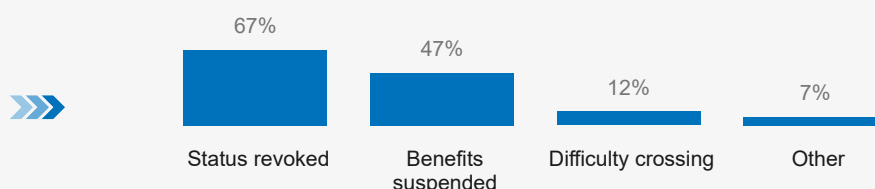
Note: out of those who indicated they temporarily visited Ukraine

Difficulties returning to host country

15%

of respondents faced issues returning to their current host country

Difficulties faced upon return to host country*



Note: out of those who indicated they experienced difficulties upon return to host country



Credit: UNHCR/Anna Liminowicz

Caption: In Poland, a UNHCR protection monitor assesses the needs of refugees from Ukraine.

* Multiple responses were possible, so percentages can go over 100% when added. ** Due to rounding some percent totals do not add up to 100%.

Key findings

Refugee profiles

Temporary visits to Ukraine

 Access to rights in host
country #1

 Access to rights in host
country #2

Country

Date of inte...

Interview pl...

Date of arrival

Top 10 obla...

Household t...

All

All

All

All

All

All

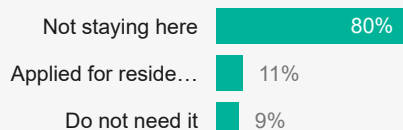
LEGAL STATUS & DOCUMENTATION

Temporary Protection

95%

of respondents have applied for Temporary Protection in the host country

Top reasons for not applying**

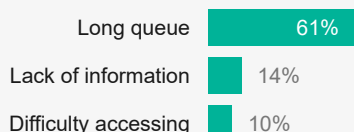


Application status

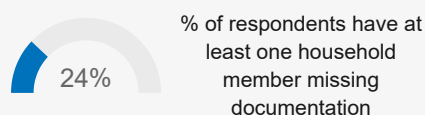
99%

of respondents who applied for Temporary Protection have received a positive decision

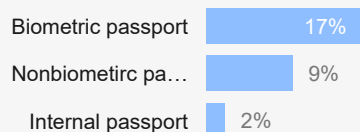
Top application challenges*



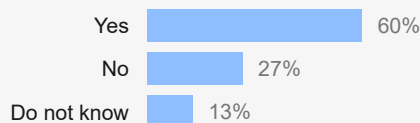
Note: figures related to Temporary Protection do not apply for Belarus and data from Moldova is only included as of March 16, 2023



Top missing documents*



Ability to replace documents in the host country**



Households with school-aged children

50%

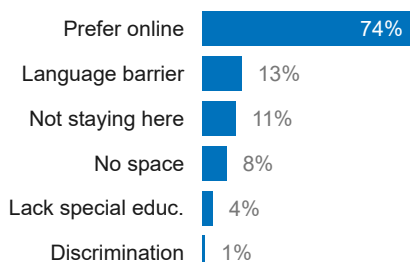
of households include children between 5 and 17 years old

Children education

32%

 of households with school-aged children reported at least one child **not registered** for education in host country

Main reasons not enrolled in host country*



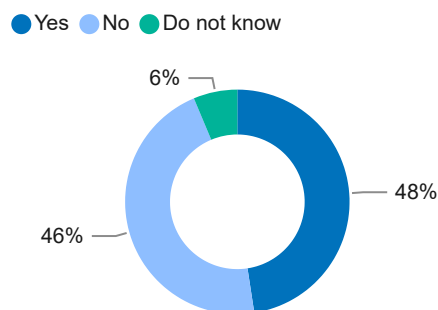
Note: out of those who indicated at least one child not attending school in host country

Households with infants

16%

of households include infants between 0 and 4 years old

Access to childcare for families with infants (0 - 4)**

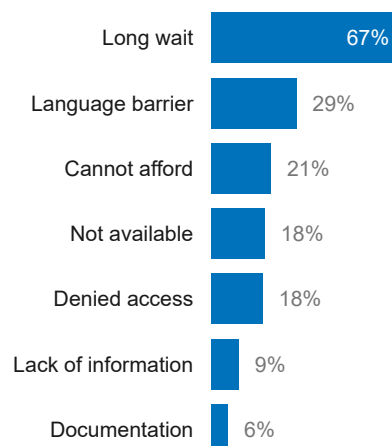


Access to healthcare

33%

 of respondents in need of healthcare **experienced difficulties**

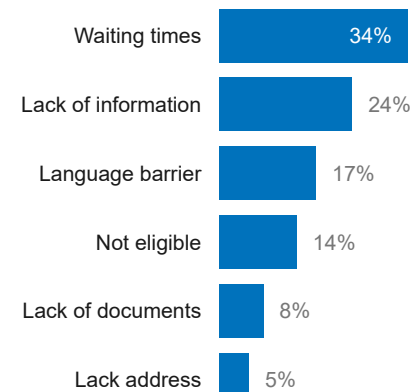
Main difficulties accessing healthcare system*



Note: out of those who indicated experiencing difficulties accessing healthcare

Access to social protection

Main difficulties accessing public social protection*



* Multiple responses were possible, so percentages can go over 100% when added.

** Due to rounding some percent totals do not add up to 100%.

Key findings	Refugee profiles	Temporary visits to Ukraine	Access to rights in host country #1	Access to rights in host country #2
--------------	------------------	-----------------------------	-------------------------------------	-------------------------------------

Country	Date of inte...	Interview place	Date of arrival	Top 10 obla...	Household type
All	All	All	All	All	All

Urgent needs

84 %

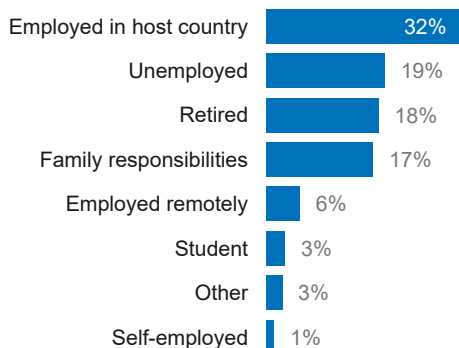
of respondents have at least one urgent need

Preferred modality of assistance

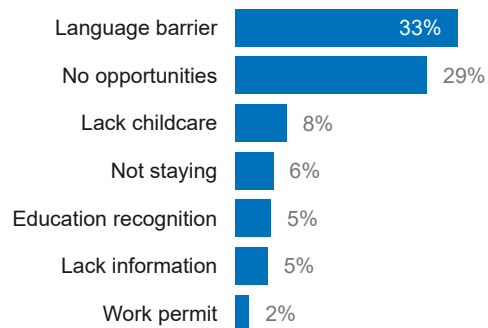
78 %

of those who have urgent needs prefer to receive support as cash

Current main activity**



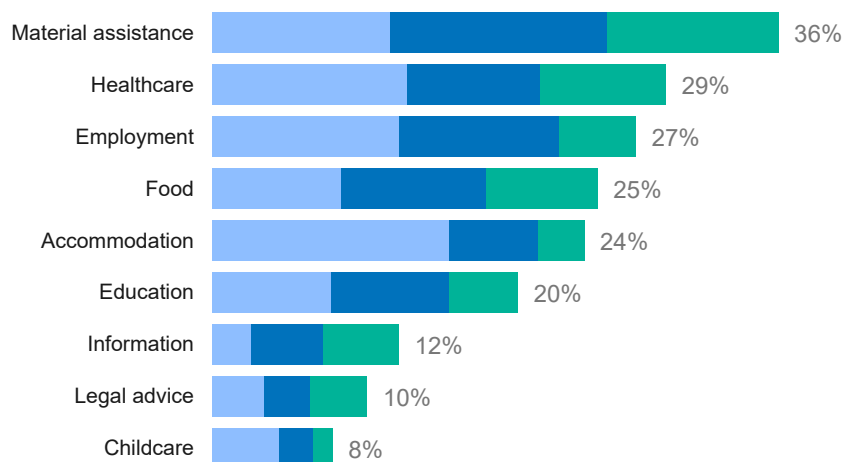
Main reasons of unemployment*



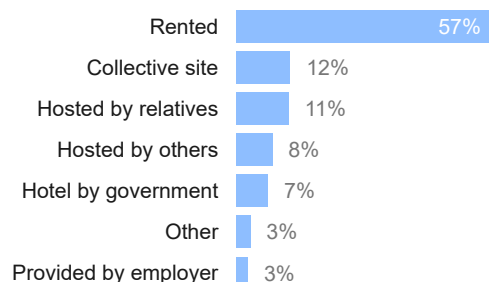
Note: out of those who indicated being unemployed

Top 10 urgent needs*

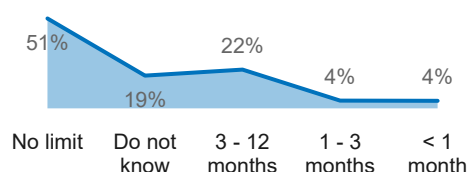
● 1st choice ● 2nd choice ● 3rd choice



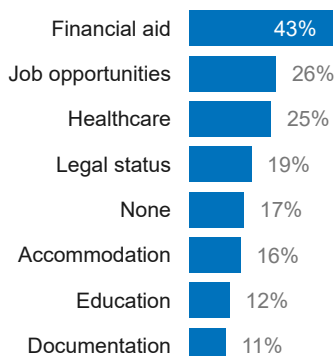
Current accommodation**



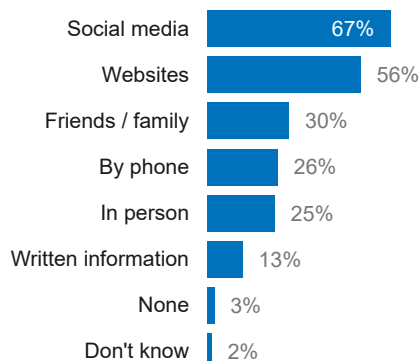
Accommodation: Length of stay**



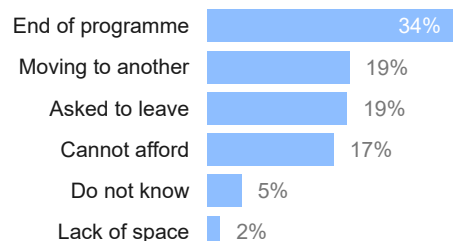
Information needs*



Preferred information channel*



Main reasons for having to leave accommodation within 3 months*



Note: On access to accommodation, to ensure that the findings are not affected by place of interview, interviews conducted in collective shelters have been excluded from the analysis.

* Multiple responses were possible, so percentages can go over 100% when added.

** Due to rounding some percent totals do not add up to 100%.