

In November, 1,286,128 new internal displacements were monitored by the UNHCR-led Protection and Returns Monitoring Network (PRMN). Drivers include conflict and insecurity (27,790), drought (12,414), floods (1,144,648) and others (9,003) displacements related to floods were recorded.

PRMN recorded in Gedo (340,154) region the highest number of internal displacements in November followed by Hiraan (230,314), Mudug (212,662), Lower Juba (128,157) and Sool (106,617) regions.

**37,348**  
**Refugees & Asylum-Seekers**

At the end of November 2023, there were 37,348 refugees and asylum-seekers registered in Somalia, mainly from Ethiopia (24,560 asylum seekers and refugees), Yemen (10,862 refugees and asylum seekers) and Syria (1,495 refugees and asylum seekers). The remaining 413 persons of concerns were from other countries.

**8,811**  
**Refugee Returnees (2020 - 2023)**

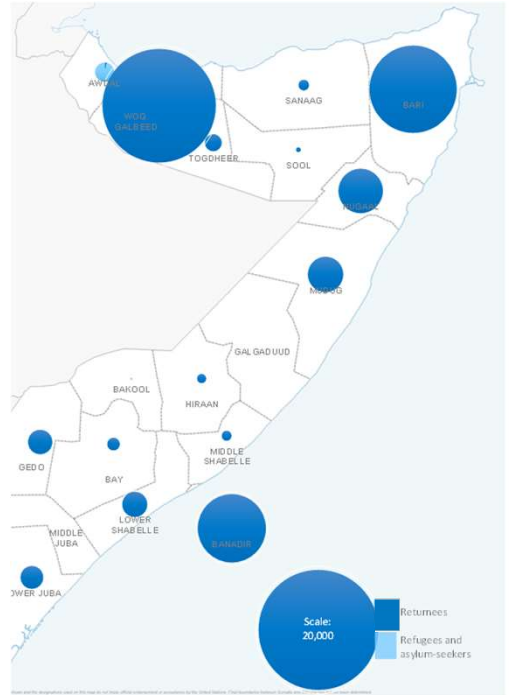
Since January 2020, 8,811 Somali refugees have returned to Somalia. This figure includes Voluntary Repatriation from Kenya (923) and Assisted Spontaneous Returnees (ASR) from Yemen (2,199) and other countries (372). Approximately 4,717 Somalis were monitored as arriving spontaneously from Yemen since January 2020.

**Population of concern**

IDPs	<b>3,864,000</b>
Asylum Seekers	<b>19,775</b>
Refugees	<b>17,573</b>
Refugee Returnees	<b>8,811</b>

\*Estimated internally displaced persons as of December 2022 (Source: Somalia IDP - WG)

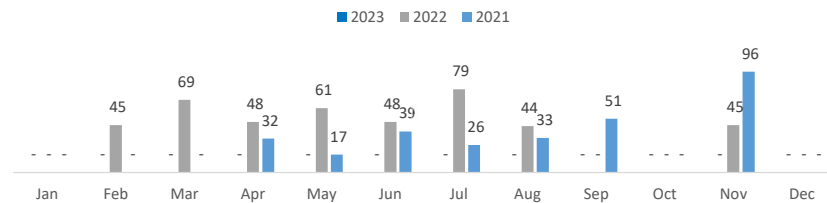
**Returnees, refugee and asylum seekers map**



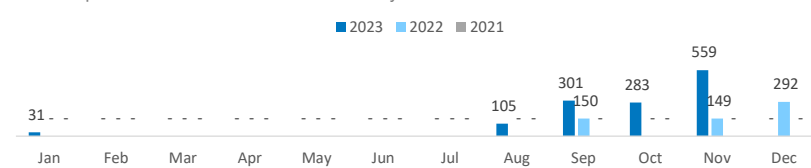
Region	Ethiopia	Yemen	Other
Woq. Galbeed	10,690	5,515	1,380
Bari	8,313	1,851	105
Nugaal	2,471	223	17
Mudug	1,632	53	44
Togdheer	190	144	46
Sanaag	127	19	4
Awdal	295	178	9
Banadir	12	2,734	321
Sool	11	13	-
Middle Shabelle	-	3	-
Lower Shabelle	-	124	-
Other	-	-	-
<b>TOTAL</b>	<b>24,560</b>	<b>10,862</b>	<b>1,926</b>

Region	Kenya	Yemen	Other
Lower Juba	462	267	30
Banadir	411	3,017	318
Bay	50	187	25
Togdheer	-	29	3
Mudug	-	31	8
Awdal	-	46	7
Bari	-	363	67
Gedo	-	20	14
Nugaal	-	59	10
Hiraan	-	130	23
Woq. Galbeed	-	358	336
Other	-	2,409	131
<b>TOTAL</b>	<b>923</b>	<b>6,916</b>	<b>972</b>

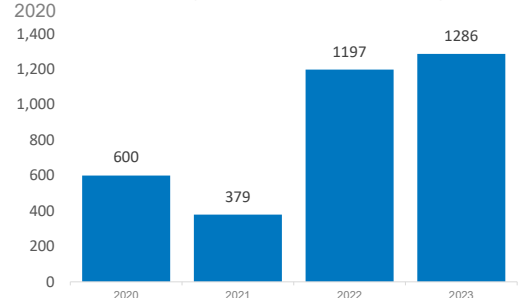
**Somali returnees from Kenya by month**



**Assisted spontaneous returnees from Yemen by month**



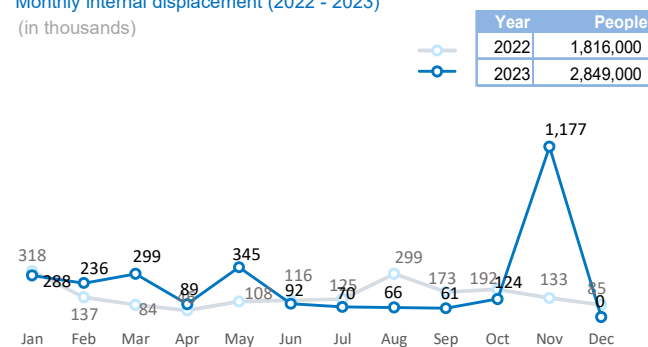
**Number of returnees (with assistance from UNHCR) since 2020**



**Somalia Internal DISPLACEMENT**

Displacements monitored by UNHCR Protection and Return Monitoring Network (PRMN)

**Monthly internal displacement (2022 - 2023)**  
(in thousands)



**2023 displacement reasons**

Flood	1,614,000
Conflict/Insecurity	649,000
Drought	525,000
Other	60,000
<b>Total</b>	<b>2,849,000</b>

**2023 top Arrival regions**

Gedo	606,000
Hiraan	501,000
Mudug	249,000
Bay	217,000
Banadir	183,000
Lower Juba	182,000
Middle Juba	173,000
Galgaduud	167,000
Other	571,000
<b>Total</b>	<b>2,849,000</b>

**November 2023 displacement reasons**

Flood	57,000
Drought	43,000
Conflict/Insecurity	19,000
Other	5,000
<b>Total</b>	<b>124,000</b>

**November 2023 top Arrival regions**

Bay	33,000
Gedo	29,000
Middle Juba	19,000
Lower Juba	11,000
Banadir	11,000
Nugaal	5,000
Middle Shabelle	4,000
Hiraan	2,000
Other	10,000
<b>Total</b>	<b>124,000</b>