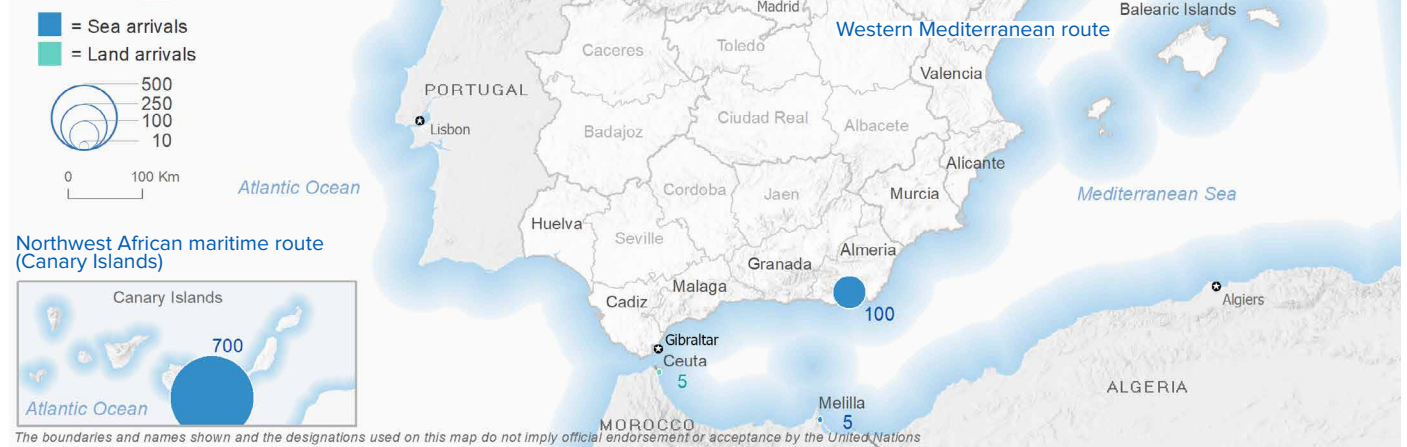


SPAIN Weekly snapshot - Week 49 (4 - 10 Dec 2023)

The charts below are based on figures from the Ministry of Interior and UNHCR estimates. All figures are provisional and subject to change

Refugees & migrants: sea and land arrivals in week 49¹



Arrivals in Spain

52,156
 Arrivals as of
 10 Dec 2023²

+72%
 Dif. 2022

51,700
 Sea Arrivals²
 Dif. 2022: **+81%**

456
 Land Arrivals²
 Dif. 2022: **-75%**

814
 Arrivals Week 49¹
 Dif. last week: **-43%**
 Dif. 2022: **+79%**

Western Mediterranean

15,597
 Arrivals as of
 10 Dec 2023²

+4%
 Dif. 2022

15,141
 Sea Arrivals²
 Dif. 2022: **+14%**

456
 Land Arrivals²
 Dif. 2022: **-75%**

113
 Arrivals Week 49¹
 Dif. last week: **-51%**
 Dif. 2022: **-67%**

Northwest African maritime (Canary Islands)

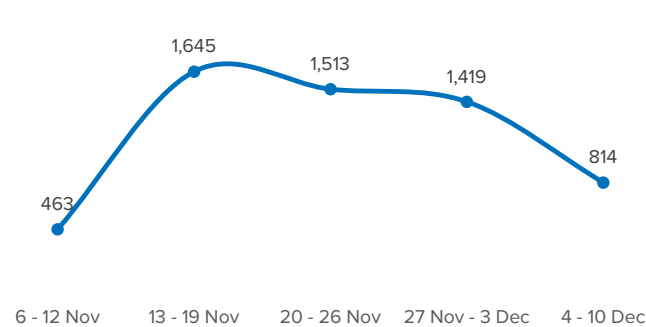
36,559
 Arrivals as of
 10 Dec 2023²

+138%
 Dif. 2022

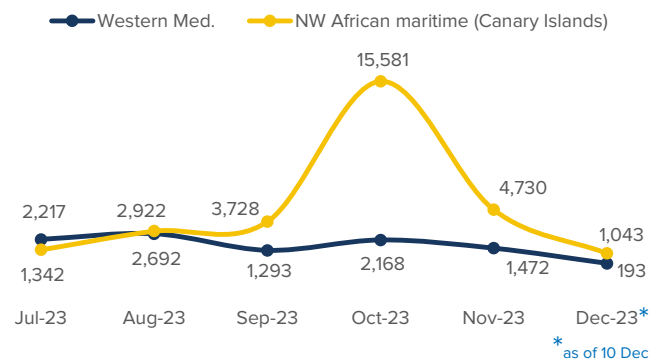
36,559
 Sea Arrivals²
 Dif. 2022: **+138%**

701
 Arrivals Week 49¹
 Dif. last week: **-41%**
 Dif. 2022: **+528%**

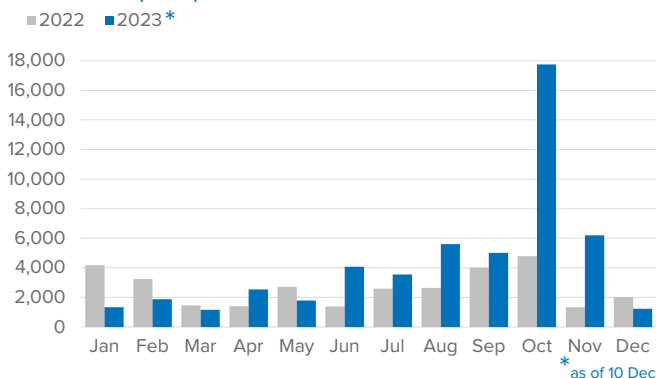
Arrivals in Spain during the last five weeks¹



Arrivals in Spain by route during the last six months²



Arrivals in Spain per month²



Arrivals in Spain per year²

