

# MYANMAR SOUTH EAST - EMERGENCY OVERVIEW MAP

Number of people displaced in South East since Feb 2021 and remain displaced

AS OF 11 Dec 2023

## WEEKLY HIGHLIGHTS

In the South-East, the number of internally displaced people (IDPs) has increased from 608,000 last week to 668,300 this week.

In Bago Region (East), due to intensified fighting, 1,690 IDPs from Taungoo were displaced within the same Township.

In Kayah State, 205 IDPs from Loikaw Township were displaced to Demoso and Hpruso Townships, and 2,818 IDPs from Loikaw Township were displaced within their Township due to intensified fighting, including airstrikes. In Kayin State, 27,959 IDPs from Kawkareik Township were displaced to Hlaingbwe, Hpa-An, and Myawaddy Townships, as well as within their Township. In addition, 9,341 IDPs from Kyainseikgyi Township were displaced to Hpa-An and within their Township.

In Mon State, 1,400 IDPs from Kyaikmaraw Township were displaced as a secondary displacement within their Township, and 8,393 IDPs from Kawkareik Township, and 2,191 IDPs from Kyainseikgyi Township were displaced to Mawlamyine Township due to the fighting in their area.

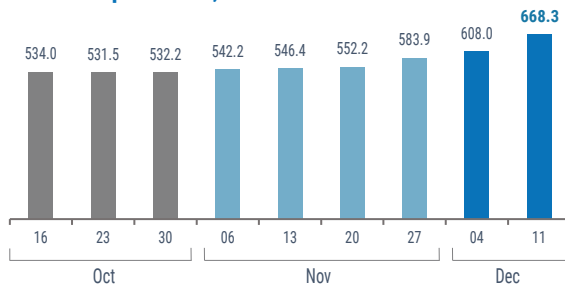
In Tanintharyi Region, 100 IDPs have returned to their places of origin in Dawei Township. In Shan State (South), 7,791 IDPs from Loikaw and Pekon Townships were displaced to Kalaw, Pekon, Pindaya, and Pinlaung Townships due to intensified fighting, including airstrikes in their areas.

## WEEKLY DISPLACEMENT FIGURES<sup>(1)</sup>

SOUTH-EAST (16 Oct - 11 Dec)

**Total Displaced - 1,017.4**

(thousands)

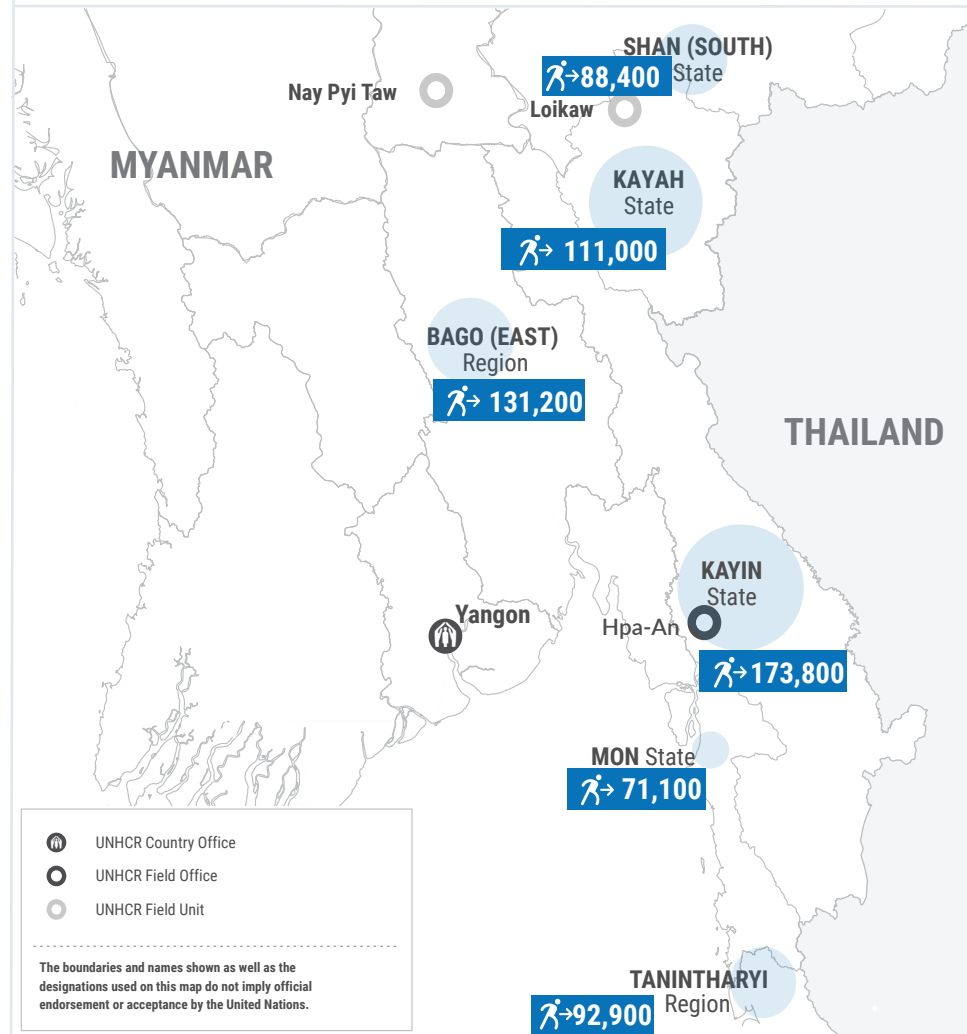


**668,300**<sup>(1)</sup>

Source: UN in Myanmar

People who are estimated to be displaced by conflict in SE Myanmar (as of 11 Dec 2023).

**Total Displaced - 1,017.4**<sup>(2)</sup>



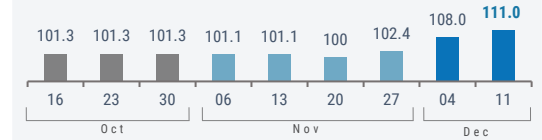
## WEEKLY DISPLACEMENT FIGURES<sup>(2)</sup>

BY STATE/REGION (16 Oct - 11 Dec)

(thousands)

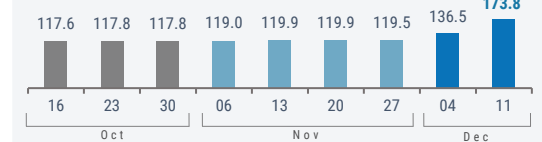
**KAYAH STATE**

**Total Displaced - 205.4**



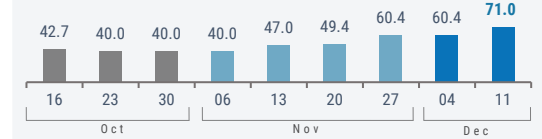
**KAYIN STATE**

**Total Displaced - 233.5**



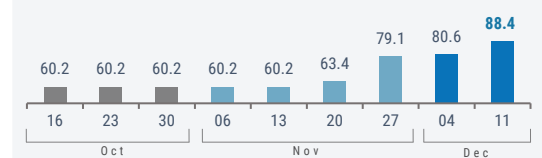
**MON STATE**

**Total Displaced - 112.6**



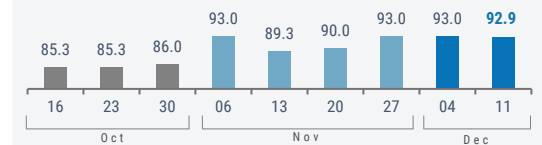
**SHAN STATE (South)**

**Total Displaced - 150.8**



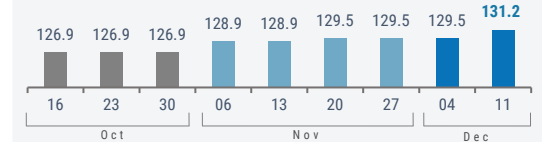
**TANINTHARYI Region**

**Total Displaced - 148.6**



**Bago Region (East)**

**Total Displaced - 166.5**



(1) Current displacement accounting for return and secondary displacement

(2) Total Displacement including return  
Numbers are rounded to the nearest hundred by state.