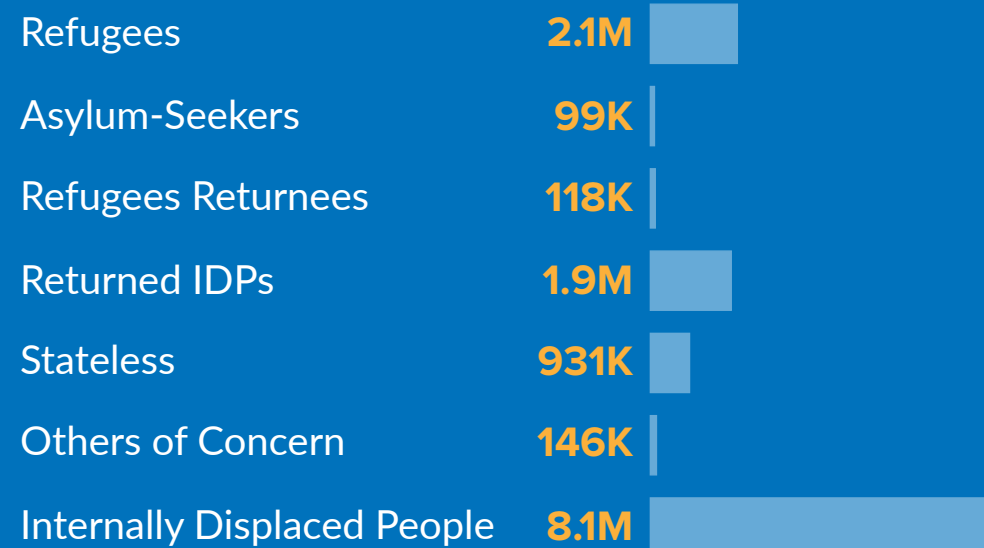
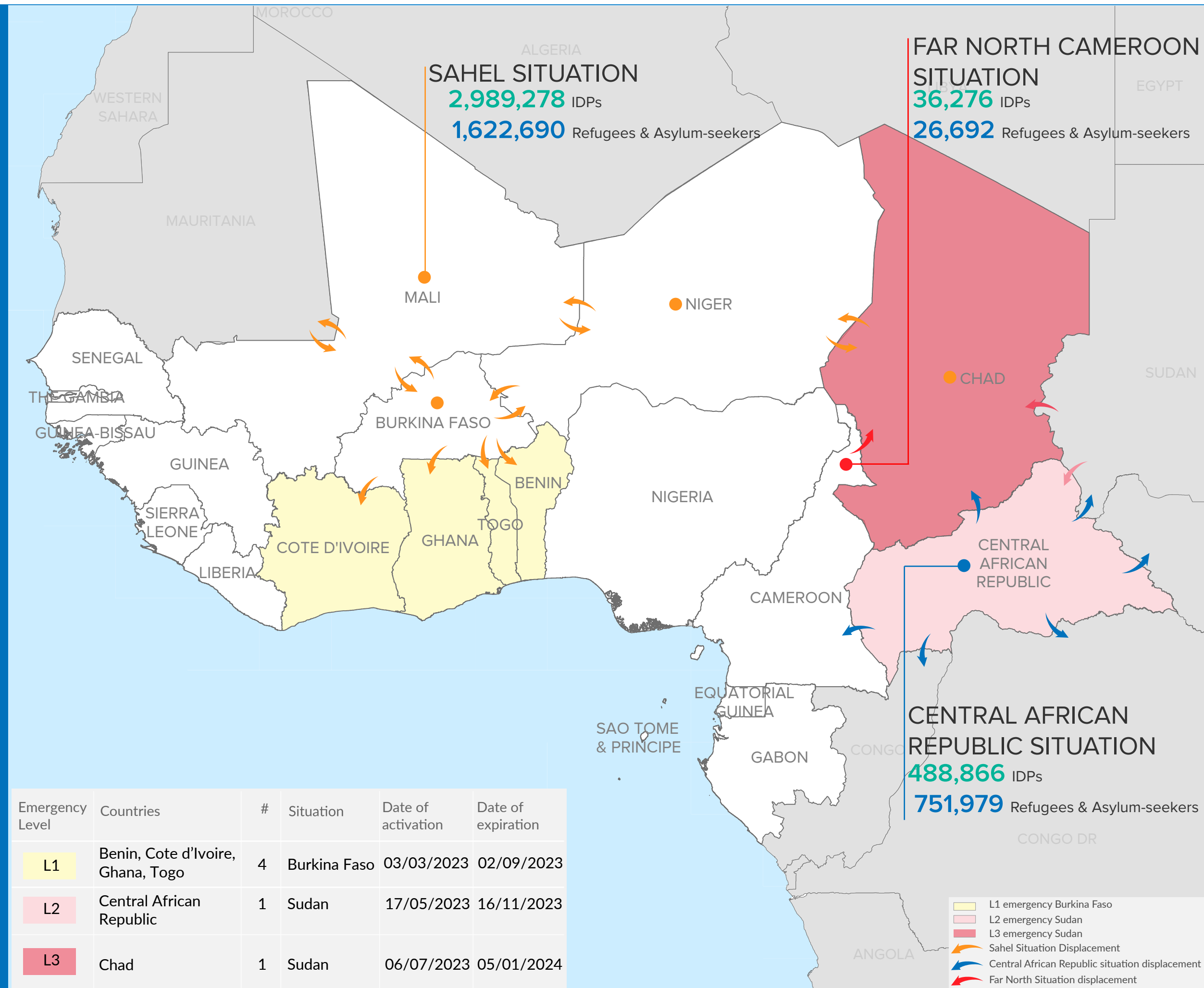
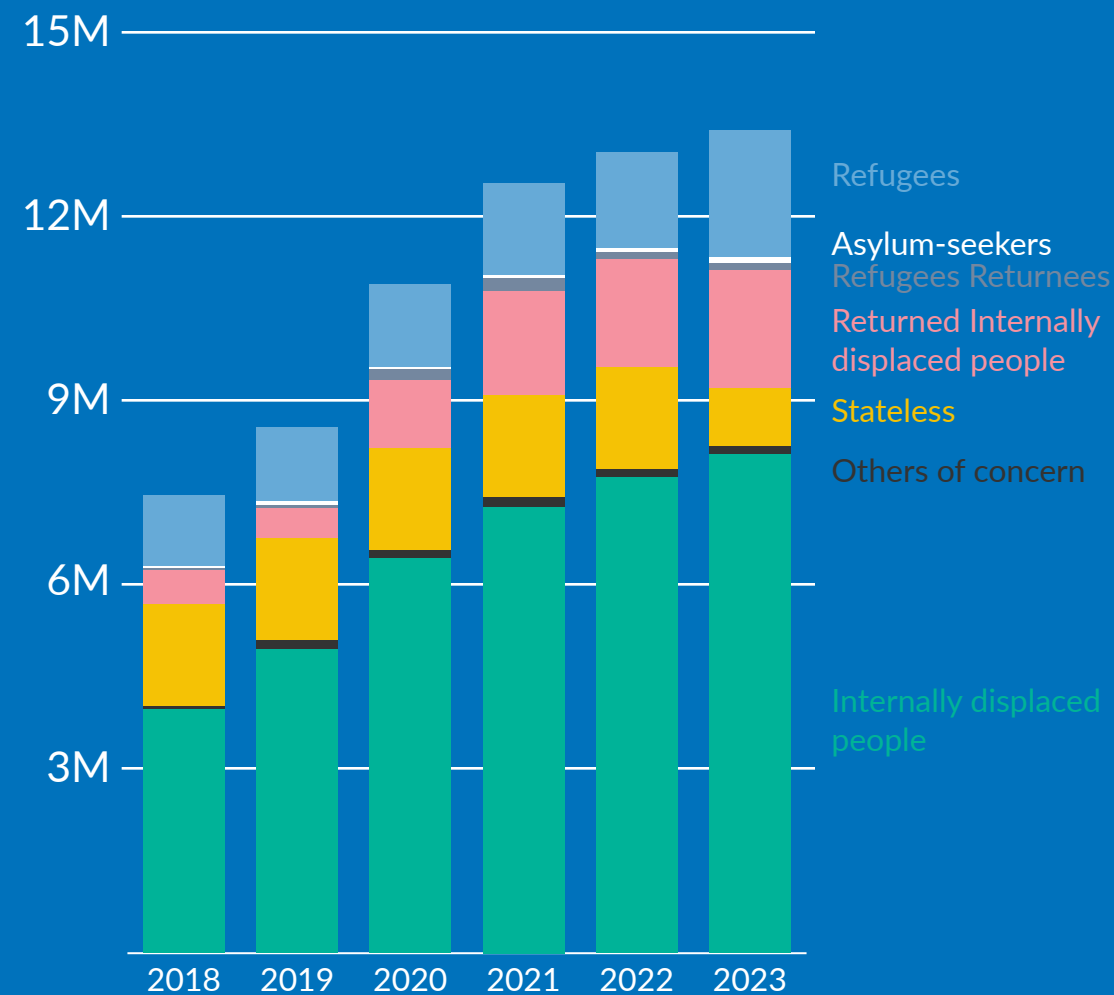


13.4 MILLION

FORCIBLY DISPLACED AND STATELESS PEOPLE



General Trends 2018 - 2023



13.4 MILLION
FORCIBLY DISPLACED
POPULATION

The total forcibly displaced and stateless population to UNHCR in West and Central Africa (WCA) relates to the people UNHCR is mandated to protect and assist. It includes those who have been forcibly displaced; those who have returned home within recent years; those who are stateless or at risk of statelessness; and other groups to whom UNHCR has extended its protection or assisted on a humanitarian basis.

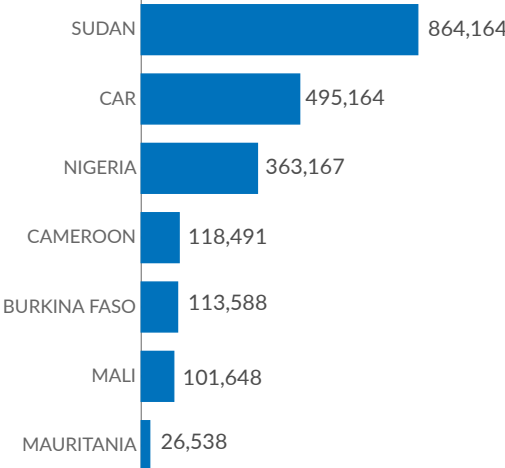
2.2 MILLION REFUGEES & ASYLUM-SEEKERS
8.1 MILLION INTERNALLY DISPLACED PERSONS
931 K. STATELESS & AT RISK OF STATELESSNESS
1.9 MILLION RETURNED INTERNALLY DISPLACED
0.1 MILLION REFUGEES RETURNEES
0.1 MILLION OTHERS OF CONCERN

The total of 2.2 million refugees represents an 34% increase from September 2022. Chad hosts the largest number of refugees in the region with 48%. Cameroon is the second largest refugee-hosting country in the region with 22%. Sudan, CAR, and Nigeria are the main countries of origin (together 80%) of the region's refugees with a contribution of 40%, 23%, and 17% respectively.

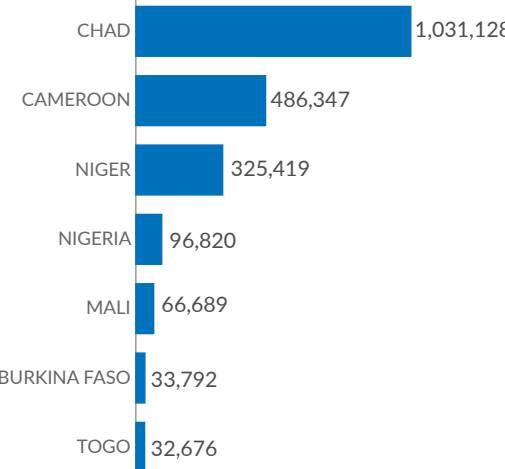
The registration exercise is still on going. Around a number of **593,854** are unregistered population. There are mainly in Benin (10,808), CAR (34,461), Chad (388,365), Cameroon (5,000), Guinea (63), Cote d'Ivoire (7,135), Ghana (11,676), Mali (27,464), Niger (90,435) and Nigeria (18,447).

The Lake Chad Basin hosts 31% of forcibly displaced population in West and Central Africa. Central Sahel hosts the second largest number (31%) with the majority being Internally Displaced Persons in Burkina Faso (64%).

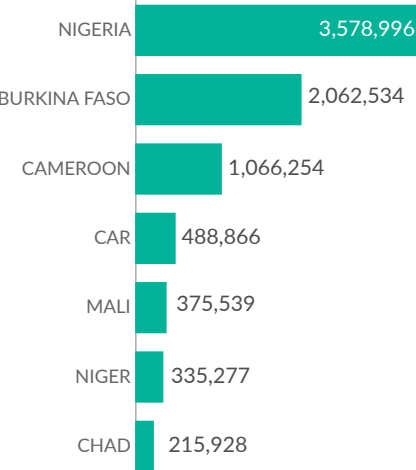
MAIN COUNTRIES OF ORIGIN



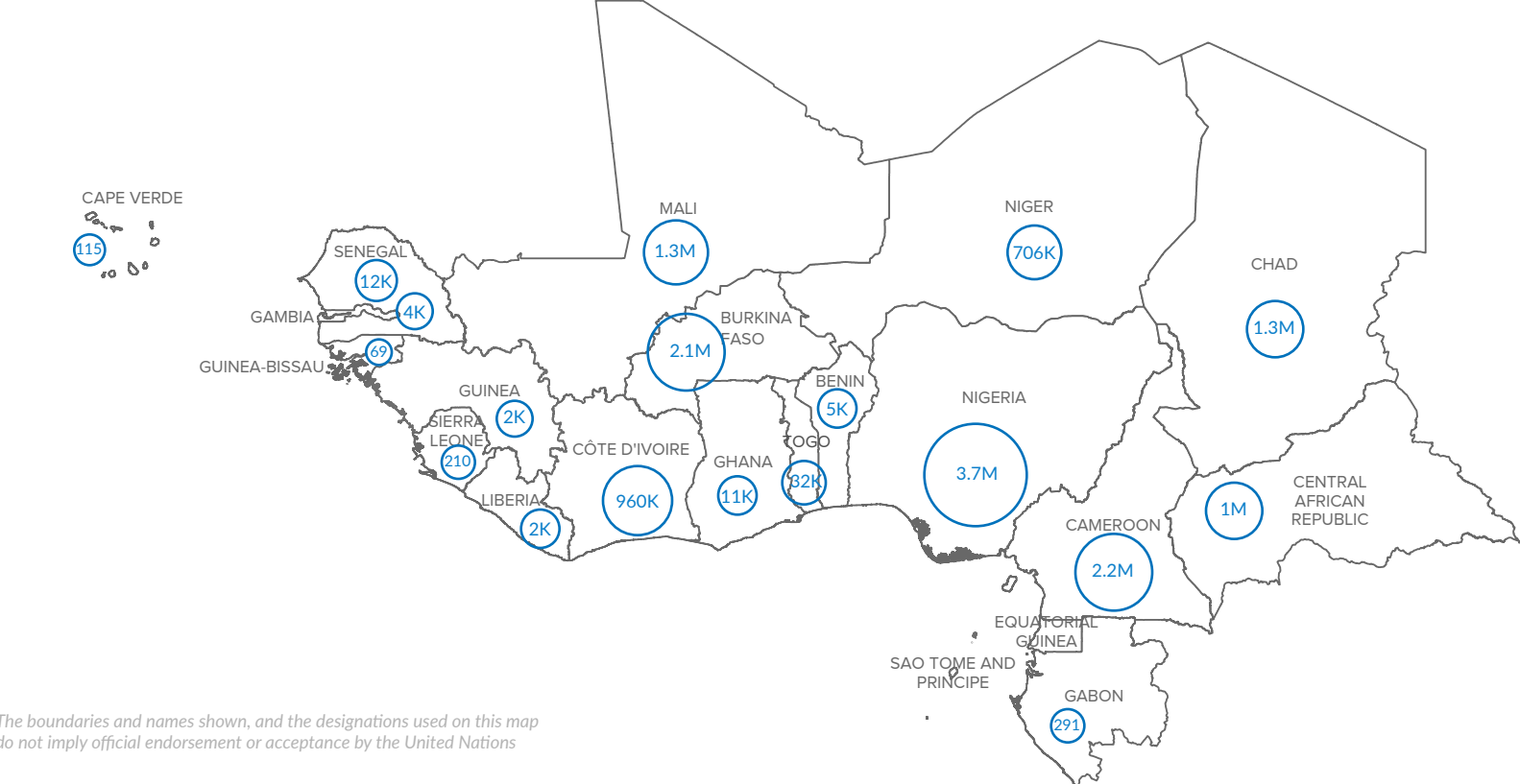
MAIN COUNTRIES OF ASYLUM



INTERNAL DISPLACEMENTS



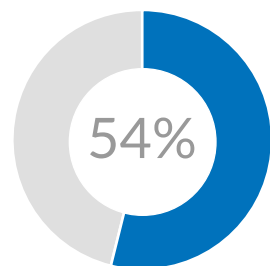
PERSONS OF CONCERN BY COUNTRY



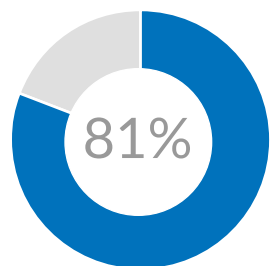
	REFUGEES	ASYLUM SEEKERS	REF. RETURNEES	IDPs	RETURNED IDP	STATELESS	OTHERS	TOTAL
BENIN	2,684	2,439						5,123
BURKINA FASO	33,225	567		2,062,534				2,096,326
CAMEROON	477,277	9,070		1,066,254	645,746			2,198,347
CAPE VERDE						115		115
CAR	22,967	1,765	31,662	488,866	499,430			1,044,690
CHAD	1,025,640	5,488		215,928			100,543	1,347,599
COTE D'IVOIRE	2,282	27,072				931,076	94	960,524
GABON	211	80						291
GAMBIA	3,760	433						4,193
GHANA	7,035	4,241						11,276
GUINEA	2,204	57						2,261
GUINEA BISSAU	32	37						69
LIBERIA	1,167	617						1,784
MALI	66,415	274	85,146	375,539	776,315			1,303,689
NIGER	290,026	35,393		335,277			45,272	705,968
NIGERIA	90,737	6,083	1,319	3,578,996				3,677,135
SENEGAL	11,846	630						12,476
SIERRA LEONE							210	210
TOGO	28,263	4,413						32,676
GRAND TOTAL	2,065,771	98,659	118,127	8,123,394	1,921,491	931,191	146,119	13,404,752

REFUGEE POPULATION PROFILE

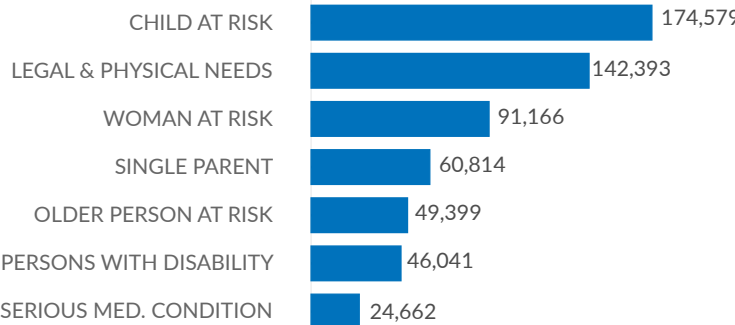
CHILDREN



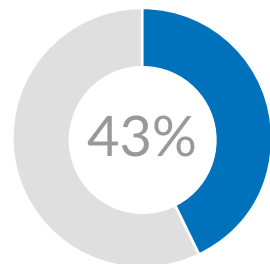
WOMEN & CHILDREN



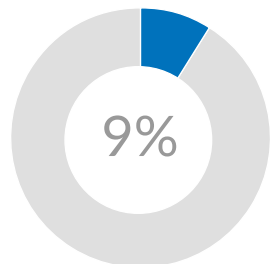
REFUGEES WITH SPECIFIC NEEDS



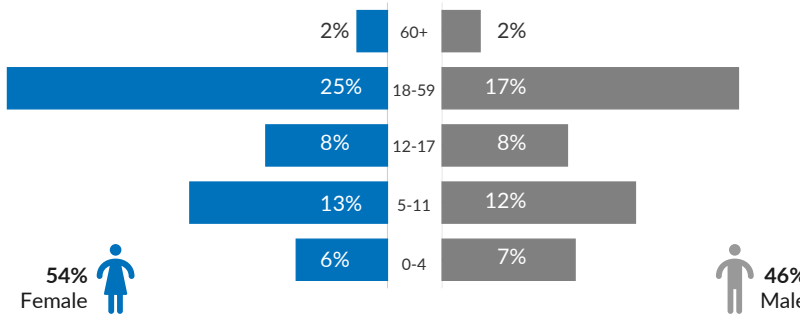
REFUGEES IN CAMP



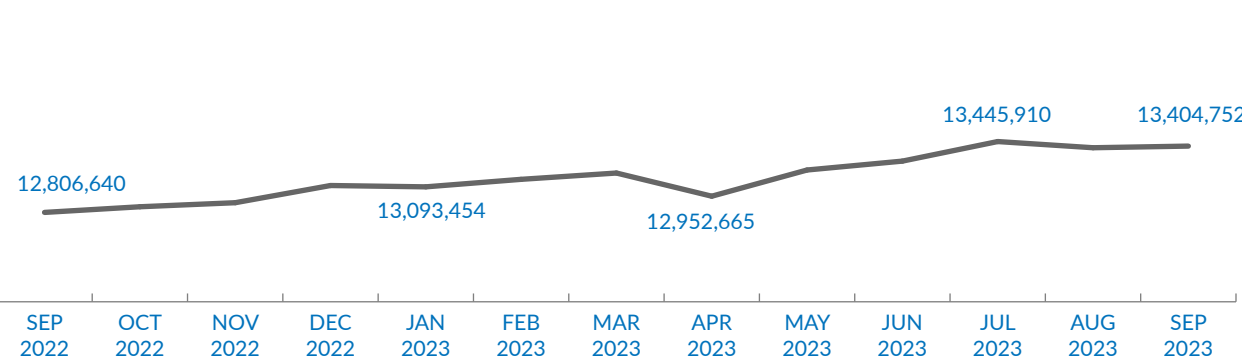
REFUGEES IN URBAN AREA



DEMOGRAPHICS

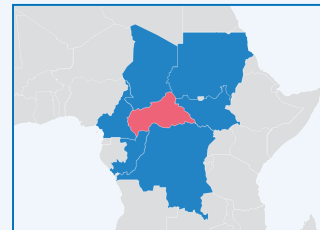


POPULATION TRENDS



SITUATION

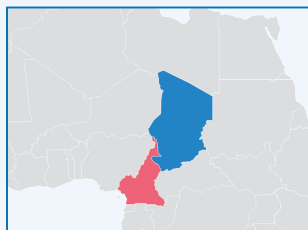
CAR SITUATION



751,979
REFUGEES AND ASYLUM-SEEKERS
488,866
INTERNALLY DISPLACED PERSONS

These figures represent refugees from Central African Republic in neighboring countries (Cameroon, Chad, Congo, the Democratic Republic of Congo, Sudan, South Sudan) and IDP in Central African Republic

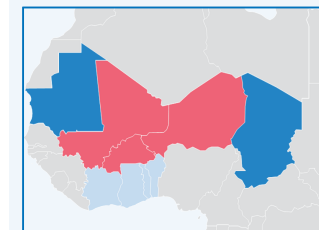
FAR NORTH CAMEROON



26,692
REFUGEES AND ASYLUM-SEEKERS
36,276
INTERNALLY DISPLACED PERSONS

These figures represent Cameroonian refugees in Chad and forcibly displaced people following the outbreak of violence in the Far North region of Cameroon in December 2021.

SAHEL SITUATION



1,622,690
REFUGEES AND ASYLUM-SEEKERS
2,989,278
INTERNALLY DISPLACED PERSONS

These figures represent all refugees and IDPs in Central Sahel (Burkina Faso, Mali, Niger), Chad and Mauritania. Refugees from Central Sahel in neighboring coastal countries (Benin, Cote d'Ivoire, Ghana, Togo) are also included.