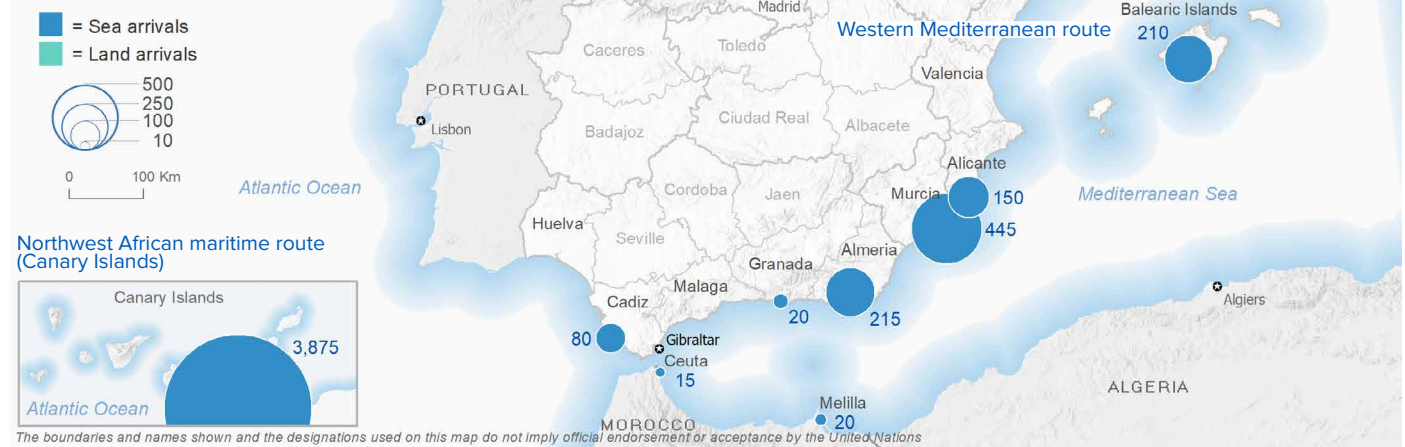


# SPAIN Weekly snapshot - Week 41 (9 - 15 Oct 2023)

The charts below are based on figures from the Ministry of Interior and UNHCR estimates. All figures are provisional and subject to change

## Refugees & migrants: sea and land arrivals in week 41<sup>1</sup>



### Arrivals in Spain

**36,982**  
 Arrivals as of 15 Oct 2023<sup>2</sup>  
**+43%**  
 Dif. 2022

**36,574**  
 Sea Arrivals<sup>2</sup>  
 Dif. 2022: **+51%**

**408**  
 Land Arrivals<sup>2</sup>  
 Dif. 2022: **-76%**

**5,030**  
 Arrivals Week 41<sup>1</sup>  
 Dif. last week: **+30%**  
 Dif. 2022: **+364%**

### Western Mediterranean

**13,445**  
 Arrivals as of 15 Oct 2023<sup>2</sup>  
**+8%**  
 Dif. 2022

**13,037**  
 Sea Arrivals<sup>2</sup>  
 Dif. 2022: **+21%**

**408**  
 Land Arrivals<sup>2</sup>  
 Dif. 2022: **-76%**

**1,157**  
 Arrivals Week 41<sup>1</sup>  
 Dif. last week: **+276%**  
 Dif. 2022: **+79%**

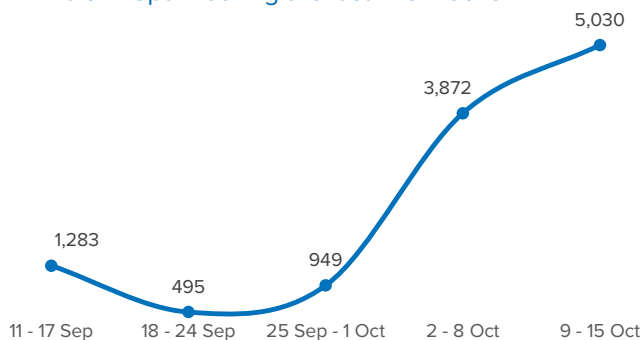
### Northwest African maritime (Canary Islands)

**23,537**  
 Arrivals as of 15 Oct 2023<sup>2</sup>  
**+75%**  
 Dif. 2022

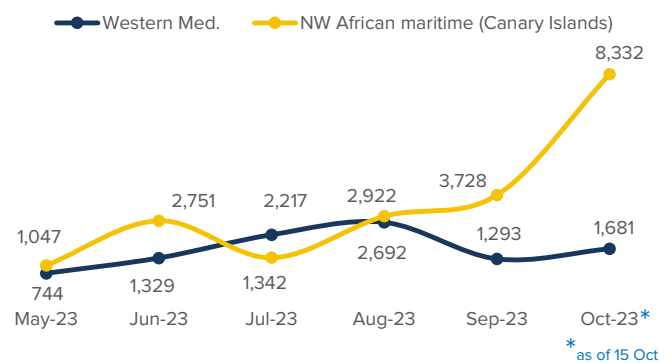
**23,537**  
 Sea Arrivals<sup>2</sup>  
 Dif. 2022: **+75%**

**3,873**  
 Arrivals Week 41<sup>1</sup>  
 Dif. last week: **+9%**  
 Dif. 2022: **+785%**

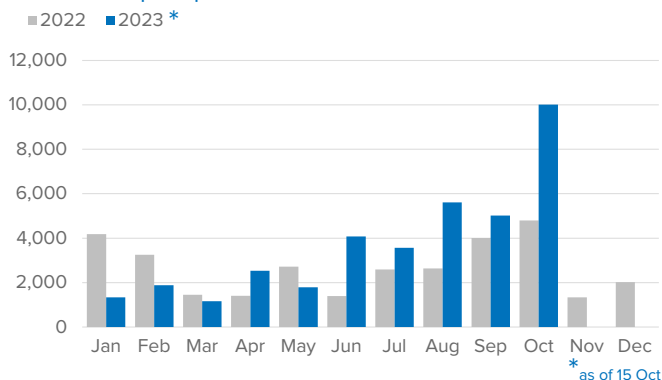
## Arrivals in Spain during the last five weeks<sup>1</sup>



## Arrivals in Spain by route during the last six months<sup>2</sup>



## Arrivals in Spain per month<sup>2</sup>



## Arrivals in Spain per year<sup>2</sup>

