

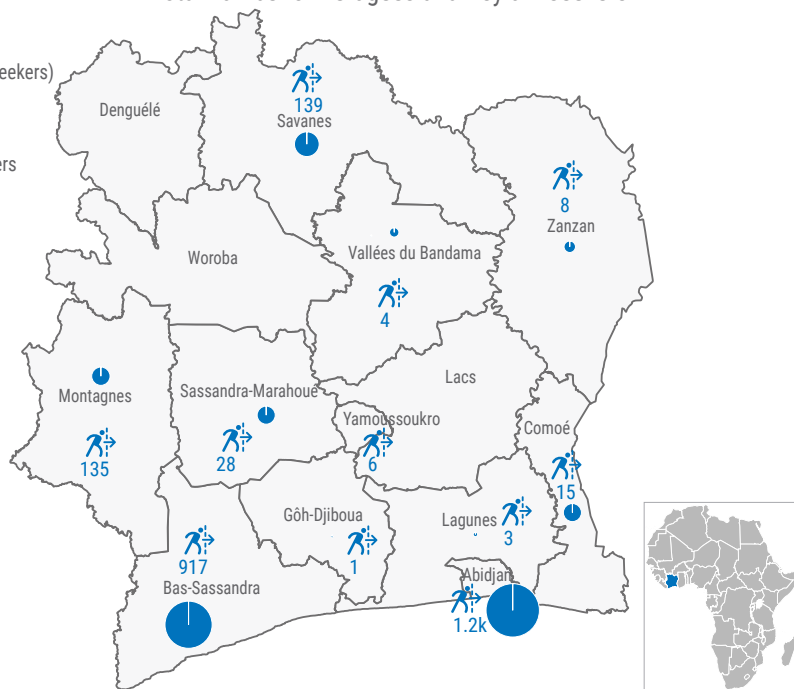
OPERATIONAL CONTEXT

Total number of Refugees and Asylum seekers

Proportion of displaced people (refugees + Asylum seekers)

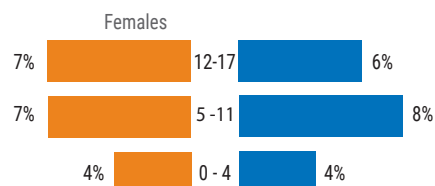
Refugees & Asylum seekers

2.4k



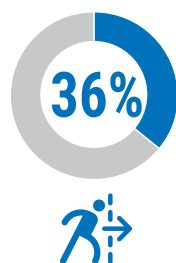
KEY FIGURES

Age and Gender (Refugees)



866

Estimated refugees children in the country



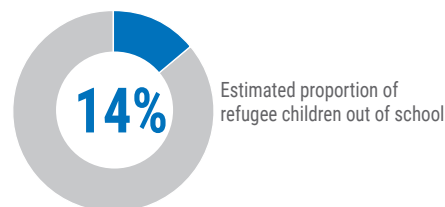
Children among the refugees

* Sources: UNHCR Côte d'Ivoire, UNHCR WCA Data, July 2023.

REFUGEE EDUCATION OVERVIEW

Out of school children

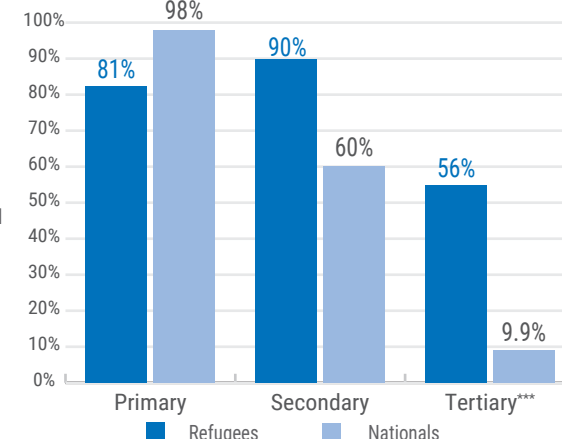
90



Average GER and NER: Primary + Secondary

86% Average GER
77% Average NER

Comparison of refugee enrolment rates by school level for refugees* vs nationals**

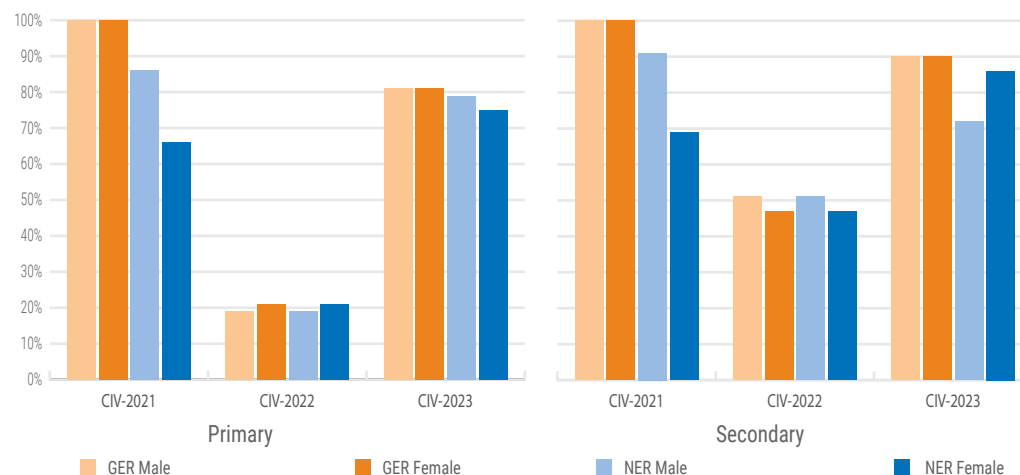


* These statistics cover only refugees legally recognised in the country and do not include asylum seekers recently arrived from Burkina Faso, stateless persons or persons at risk of statelessness.

** Source: UNESCO, Primary and Secondary 2021; Tertiary 2020.
<https://uis.unesco.org/en/country/ci>.

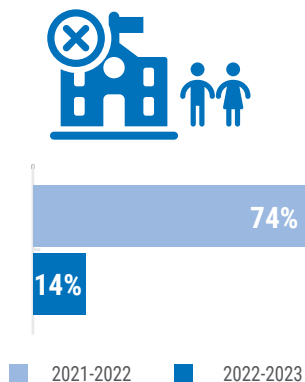
*** The estimated proportion of 18-24 youth enrolled in higher education or technical and vocational education and training (TVET).

Gross and Net Enrolment Rates (GER and NER) comparison by gender and by school year



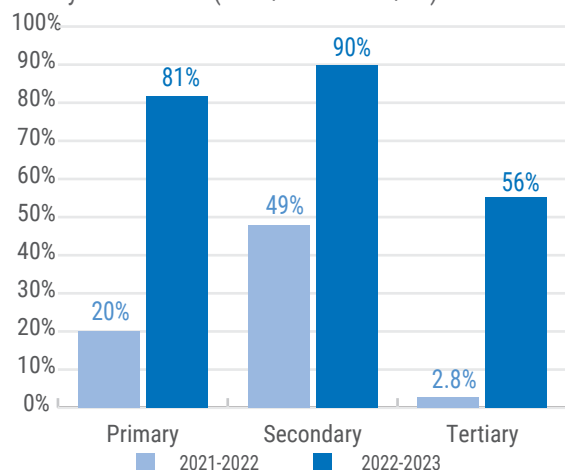
SCHOOL YEAR COMPARISON 2021/22 vs 2022/23

Out of school children



Estimated proportion of refugee children out of school by school year

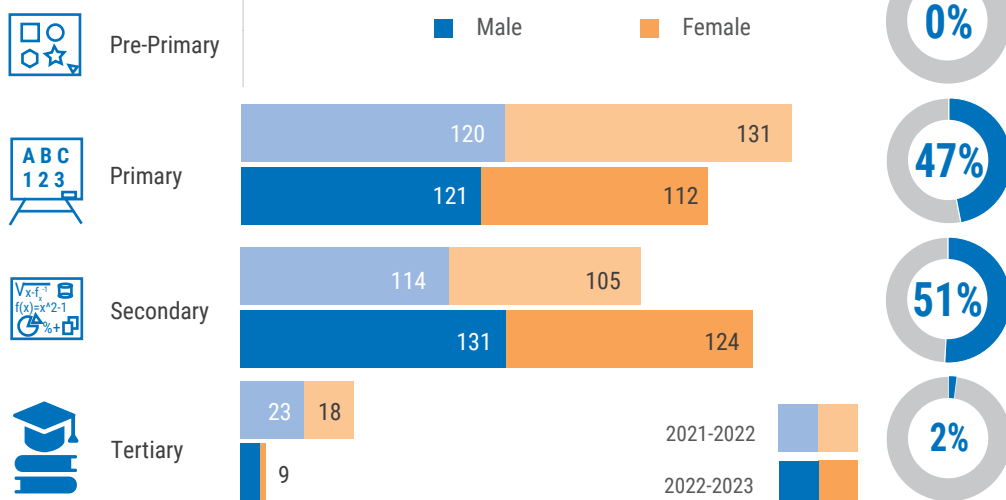
Comparison of refugee enrolment rates in Côte d'Ivoire by school level (2021/22 vs 2022/23)



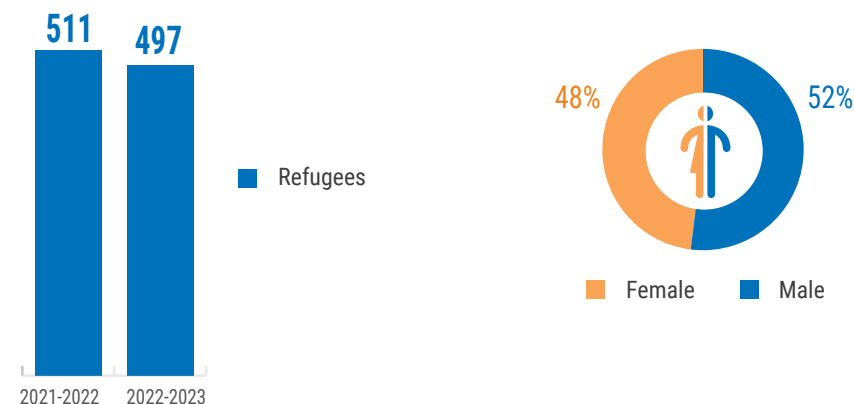
* The estimated proportion of 18-24 youth enrolled in higher education or technical and vocational education and training (TVET).

UNHCR'S EDUCATION RESPONSE AND ASSISTANCE 2021/22 vs 2022/23

Children/youth reached by level



CHILDREN/YOUTH REACHED BY STATUS 2021/22 vs 2022/23



KEY ACHIEVEMENTS 2021/22 vs 2022/23

