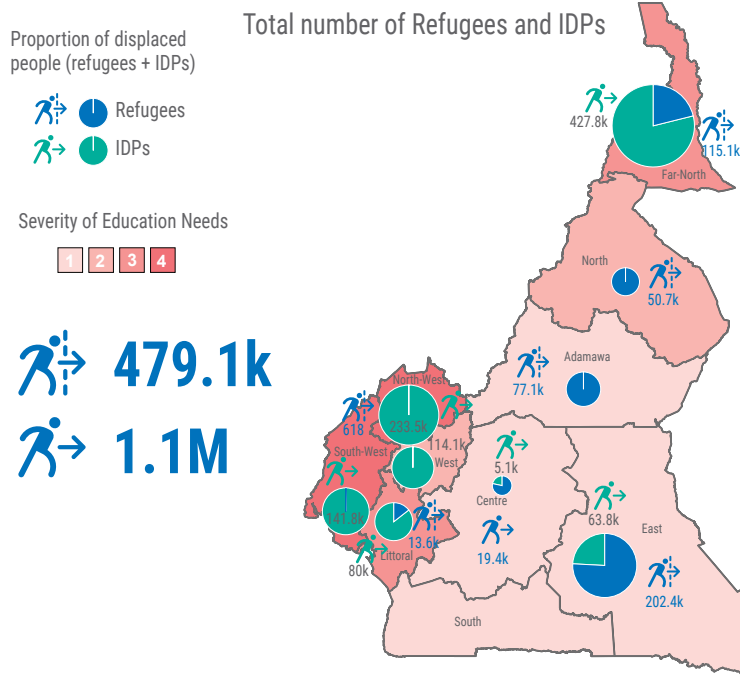
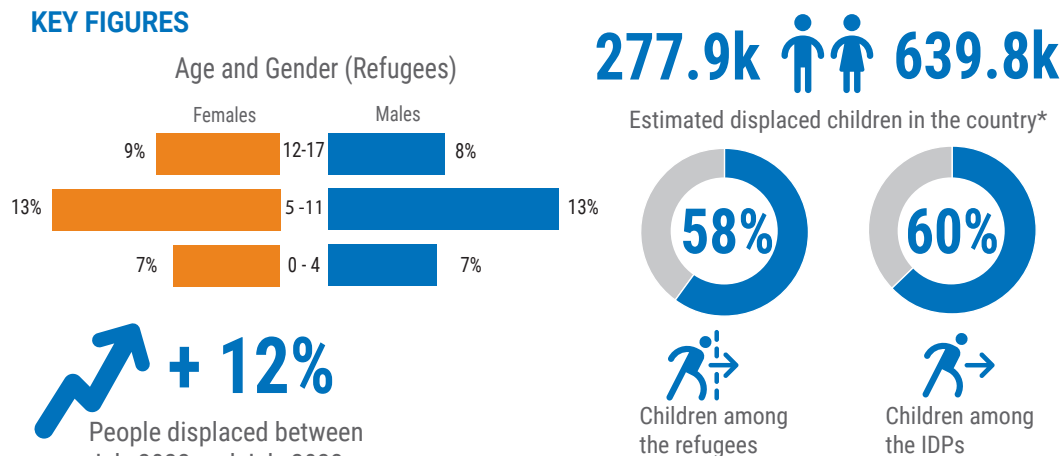


OPERATIONAL CONTEXT



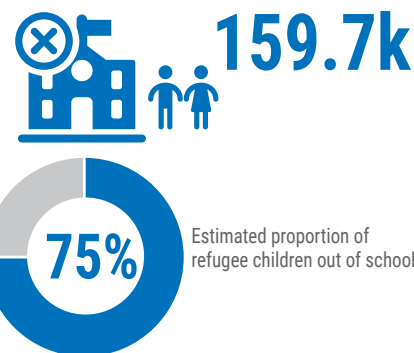
KEY FIGURES



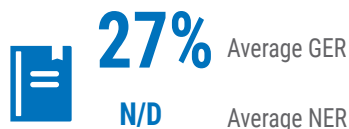
* Sources: UNHCR Cameroon, July 2023.

REFUGEE EDUCATION OVERVIEW

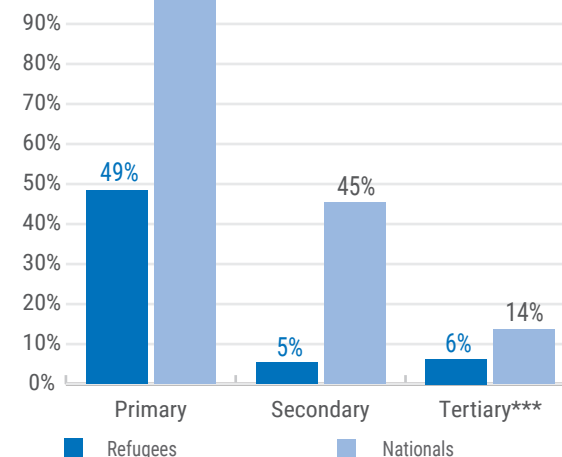
Out of school children



Average GER and NER: Primary + Secondary



Comparison of refugee enrolment rates by school level for refugees vs nationals*

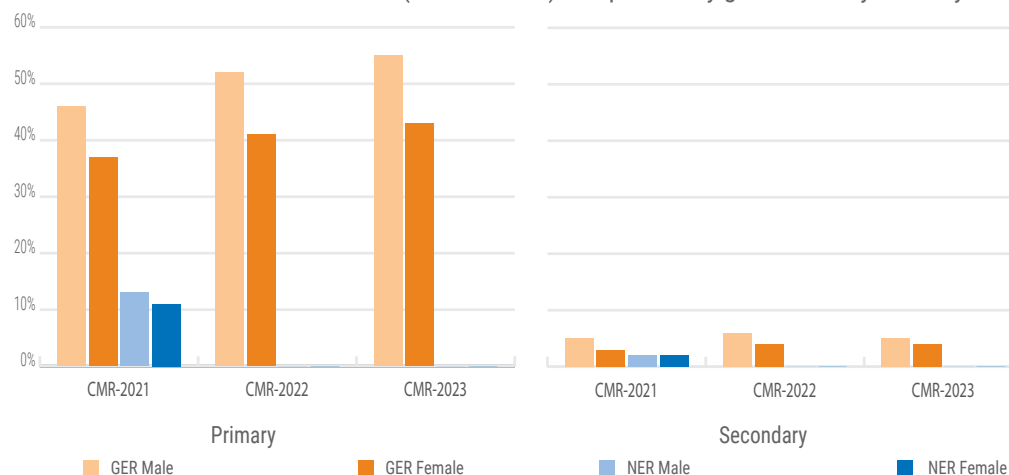


* Source: UNESCO - Primary & Secondary, 2022; Tertiary, 2018.
<https://uis.unesco.org/en/country/cm>

** The GER takes into account students who are older than the typical age for a given level of education. Over-age enrollment can contribute to a GER above 100%.

*** The estimated proportion of 18-24 youth enrolled in higher education or technical and vocational education and training (TVET).

Gross and Net Enrolment Rates (GER and NER) comparison by gender and by school year



Sources: Displaced population data: UNHCR RBWCA refugee statistics as of July 2023 (end of the academic year); Education data: RBWCA data consolidation as of August 2023, Assistance data: UNHCR and partners data consolidation.

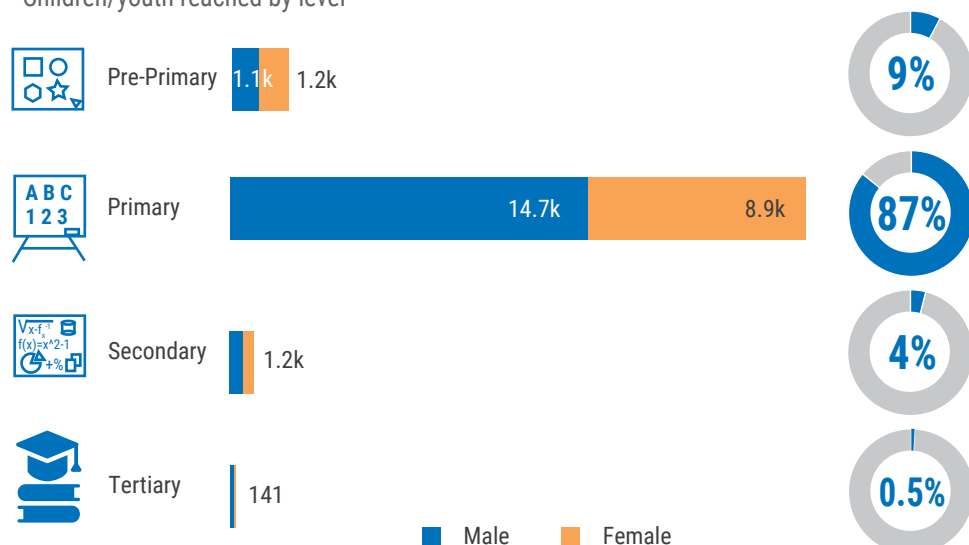
Data consolidation is based on data available from the different UNHCR operations. Data may sometimes be partial and do not always consider the whole refugee population. Data reflects the best knowledge of UNHCR and its partners. Disclaimer: The boundaries and names shown, and the designations used on these maps do not imply official endorsement or acceptance by the United Nations.

Creation date: 30 August 2023

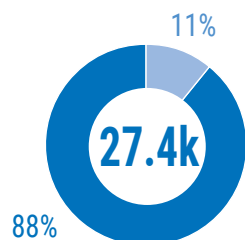
Feedback: berquin@unhcr.org; zeumekap@unhcr.org

UNHCR'S EDUCATION RESPONSE AND ASSISTANCE

Children/youth reached by level

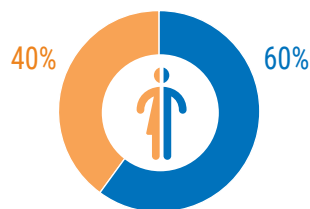


Children/youth reached by protection status



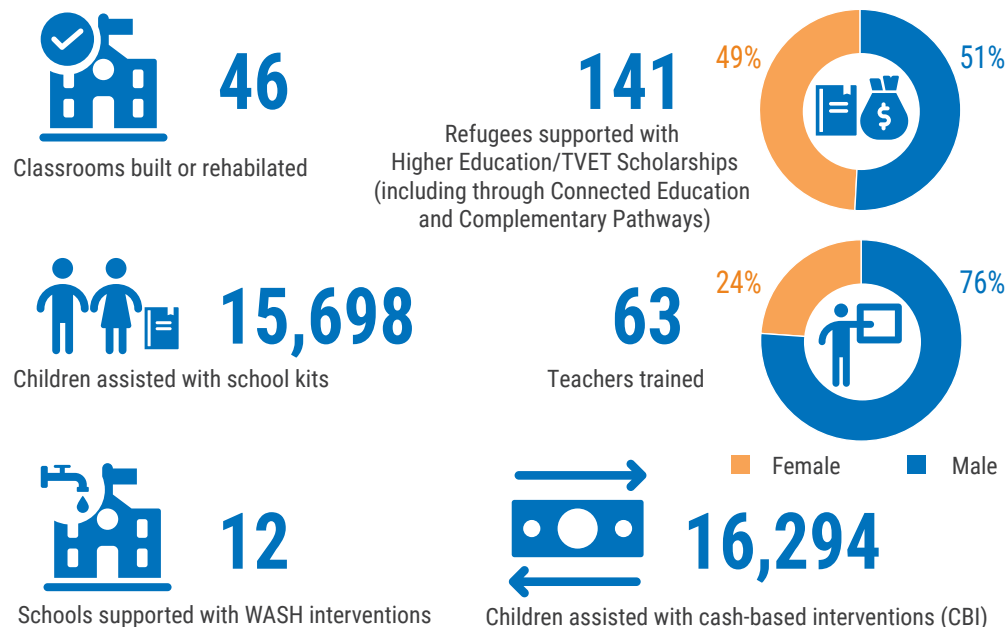
■ Refugees ■ Host Communities

Children/youth reached by gender



■ Female ■ Male

KEY ACHIEVEMENTS

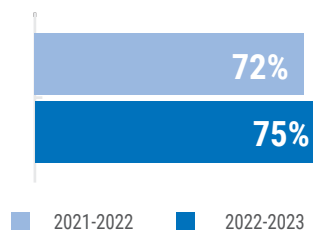


KEY HIGHLIGHTS

- During the 2022-2023 school year, the enrolment rate for refugees at primary level increased by 2 points compared to the previous year, while it remained stable at secondary level. At the tertiary level, the enrolment rate increased by 5 points, but this increase is mainly due to the decrease in the number of young refugees aged 18-24 registered following the verification exercise conducted by UNHCR in 2022.
- In 2023, UNHCR was able to significantly increase the education assistance provided through cash transfers (16,294 children supported with cash-based interventions in 2023 compared with 2,992 in 2022), thanks in particular to the Educate a Child programme.
- It is important to note that UNHCR and the Ministries of Education do not yet have comprehensive data on the enrolment of refugee children in Cameroon, as they are enrolled in hundreds of schools spread across the country and the education partner cannot cover all of these institutions. As for the Ministries of Education, due to a lack of knowledge of refugee education documentation, a large number of children are registered as refugees without having refugee status. As part of Education Cannot Wait's multi-year resilience programme, 477 head teachers have benefited from capacity building on refugee status documentation. This awareness-raising will continue to improve the quality of data on refugee education.

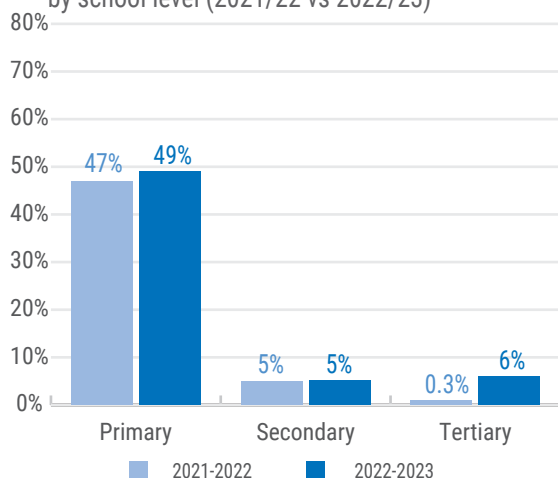
SCHOOL YEAR COMPARISON 2021/22 vs 2022/23

Out of school children



Estimated proportion of refugee children out of school by school year

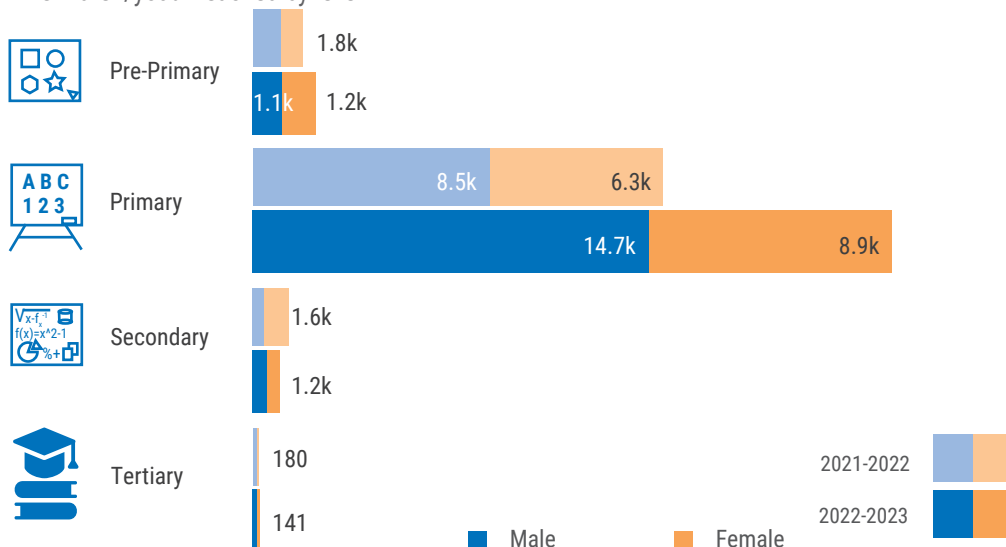
Comparison of refugee enrolment rates in Cameroon by school level (2021/22 vs 2022/23)



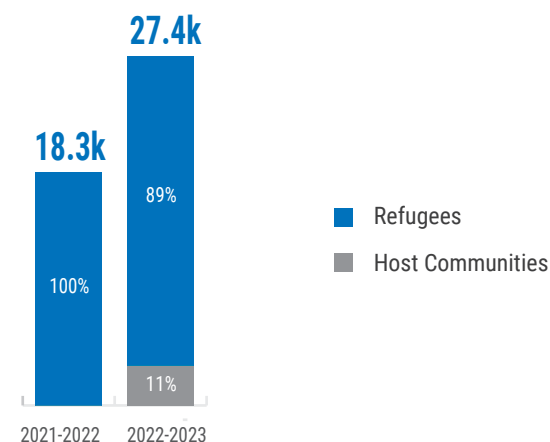
* The estimated proportion of 18-24 youth enrolled in higher education or technical and vocational education and training (TVET).

UNHCR'S EDUCATION RESPONSE AND ASSISTANCE 2021/22 vs 2022/23

Children/youth reached by level



CHILDREN/YOUTH REACHED BY STATUS 2021/22 vs 2022/23



KEY ACHIEVEMENTS 2021/22 vs 2022/23

