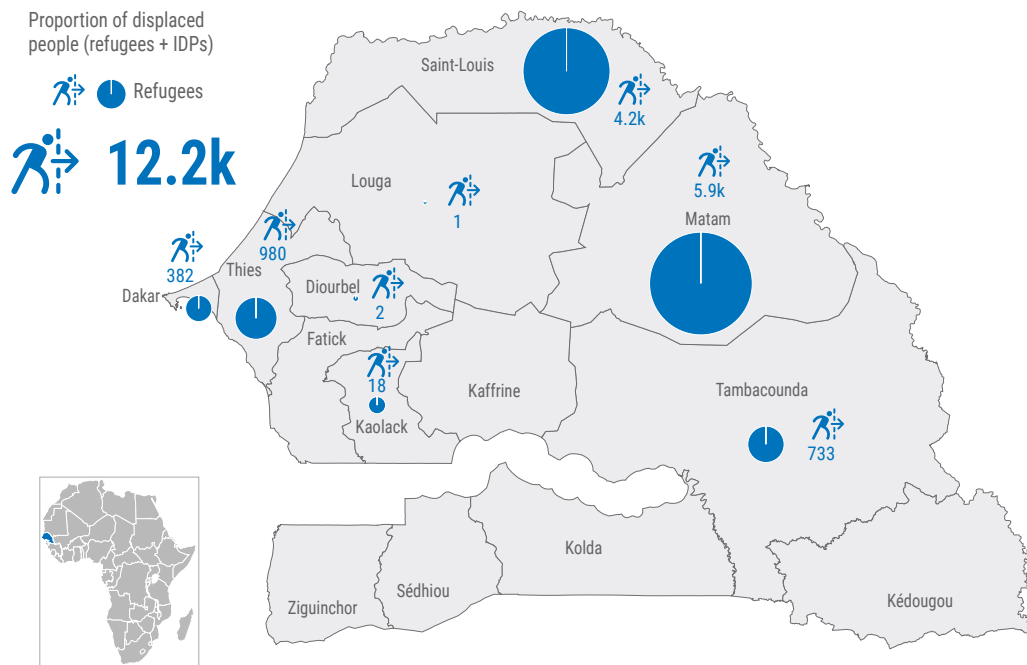
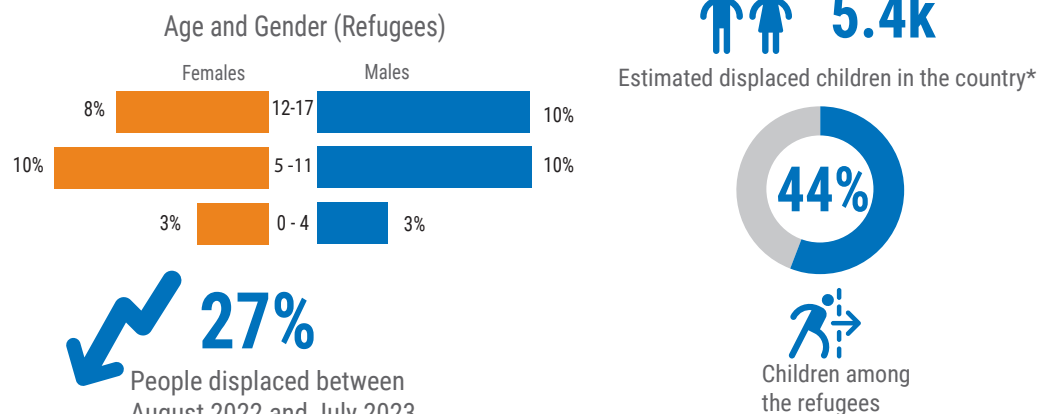


OPERATIONAL CONTEXT



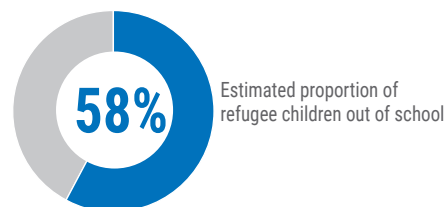
KEY FIGURES



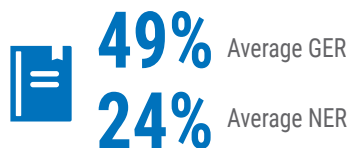
* Sources: UNHCR Senegal, <https://data.unhcr.org/en/country/sen>, July 2023.

REFUGEE EDUCATION OVERVIEW

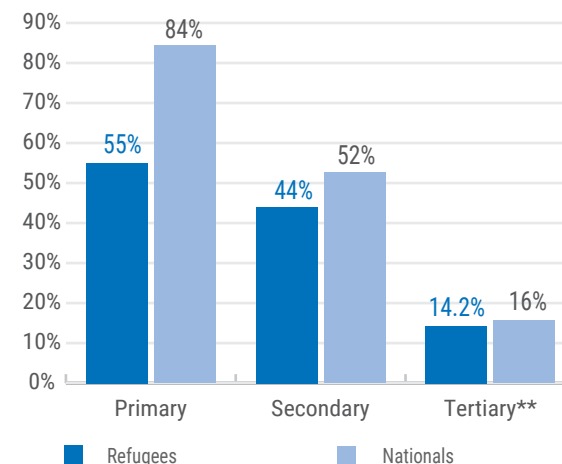
Out of school children



Average GER and NER: Primary + Secondary

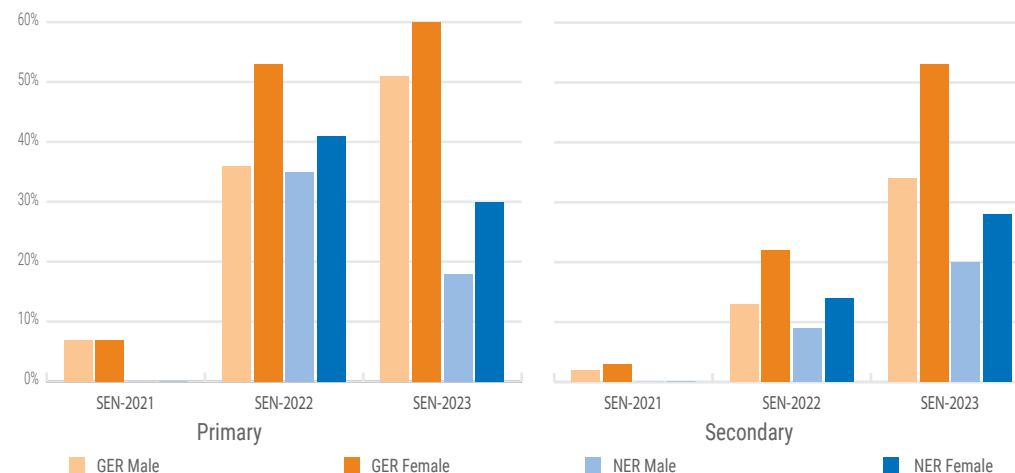


Comparison of refugee enrolment rates by school level for refugees vs nationals*



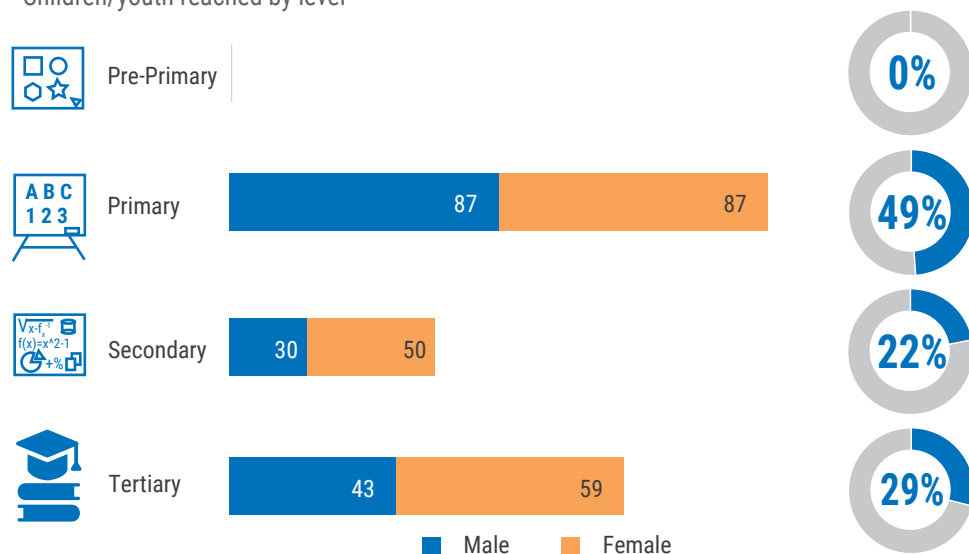
* UNICEF, 2022. Tertiary - Worldbank 2021 <https://www.unicef.org/media/136361/file/Senegal-2022-COAR.pdf>.
** The estimated proportion of 18-24 youth enrolled in higher education or technical and vocational education and training (TVET).

Gross and Net Enrolment Rates (GER and NER) comparison by gender and by school year

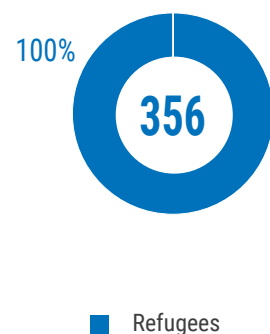


UNHCR'S EDUCATION RESPONSE AND ASSISTANCE

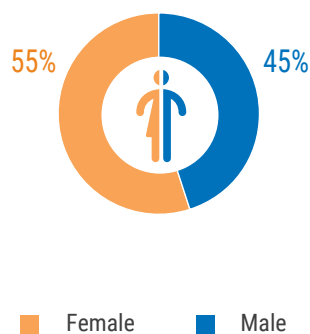
Children/youth reached by level



Children/youth reached by protection status




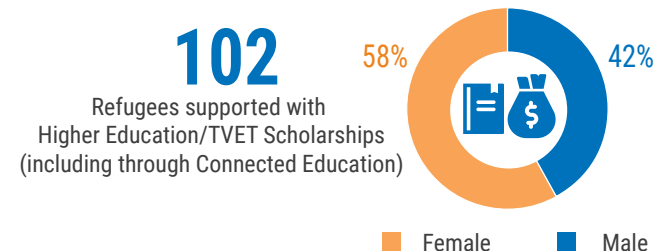
Children/youth reached by gender



KEY ACHIEVEMENTS



Children assisted with school kits



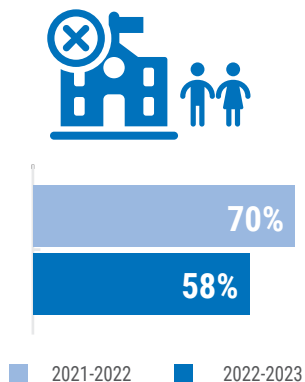
Children assisted with cash-based interventions (CBI)

KEY HIGHLIGHTS

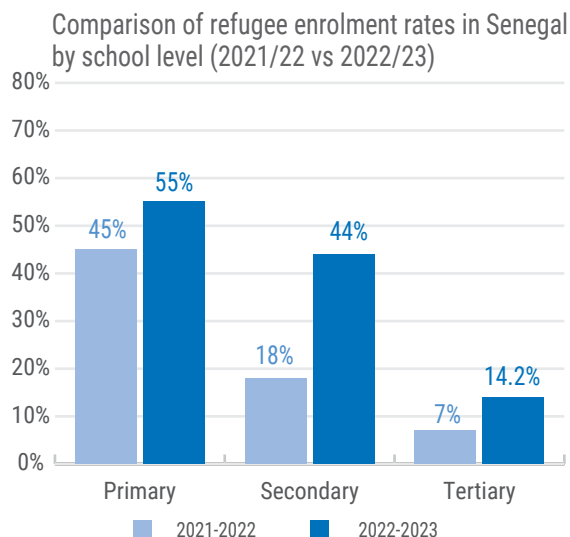
- Since 2022, UNHCR in Senegal has carried out a major verification exercise of the refugees registered in its database (in both rural and urban areas), which has improved the quality of data on the education situation of refugees and thus refined enrolment rates at all levels. This partly explains the significant increase in enrolment at all levels, especially at secondary and tertiary levels, where refugee enrolment rates are now close to those of national students.
- Although the enrolment rate of refugees in primary school has also increased compared to last year, it remains significantly lower than that of nationals (55% compared to 84%), especially for refugee children living in rural areas.
- The increase in refugee enrolment rates in higher education, including vocational training, can also be explained by the additional efforts made in the search for diversified support to facilitate young refugees' access to post-secondary education opportunities. Thus, the DAFI scholarship programme has been complemented by local university and vocational training scholarships, scholarships for connected higher education programs and for university corridors to France, thanks to the partnership with the Agence Universitaire de la Francophonie.

SCHOOL YEAR COMPARISON 2021/22 vs 2022/23

Out of school children



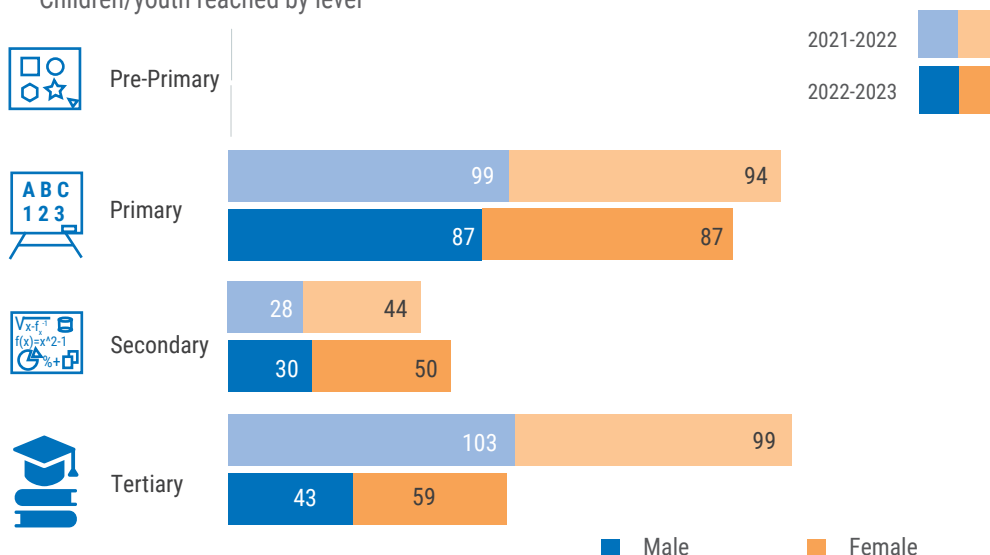
Estimated proportion of refugee children out of school by school year



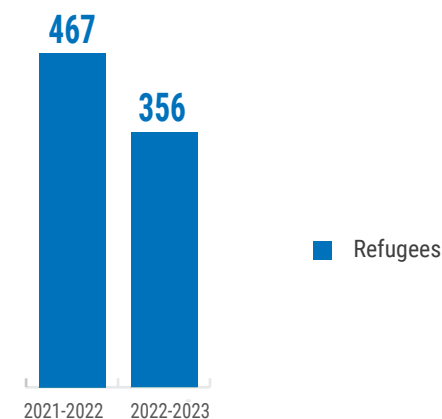
* The estimated proportion of 18-24 youth enrolled in higher education or technical and vocational education and training (TVET).

UNHCR'S EDUCATION RESPONSE AND ASSISTANCE 2021/22 vs 2022/23

Children/youth reached by level



CHILDREN/YOUTH REACHED BY STATUS 2021/22 vs 2022/23



KEY ACHIEVEMENTS 2021/22 vs 2022/23

