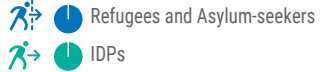


OPERATIONAL CONTEXT

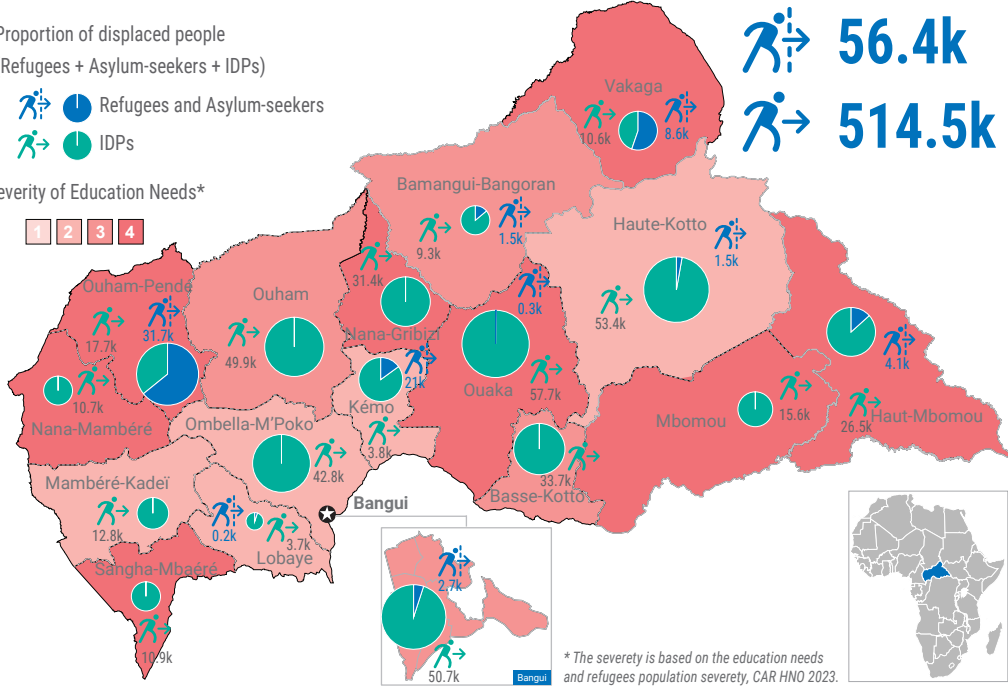
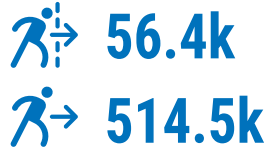
Proportion of displaced people
(Refugees + Asylum-seekers + IDPs)



Severity of Education Needs*




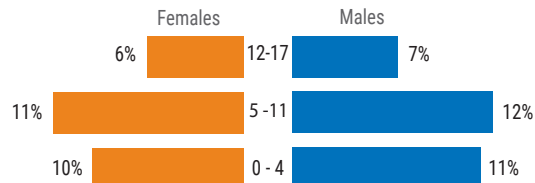
Total number of Refugees and IDPs



* The severity is based on the education needs and refugees population severity, CAR HNO 2023.

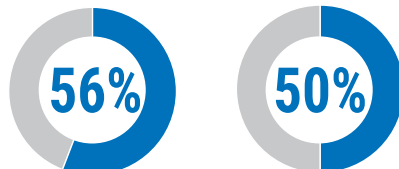
KEY FIGURES



Age and Gender (Refugees)



31.6k  **258k** 

Estimated displaced children in the country*

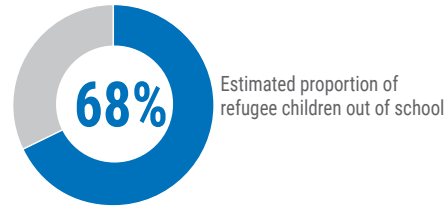


 Children among the refugees
 Children among the IDPs

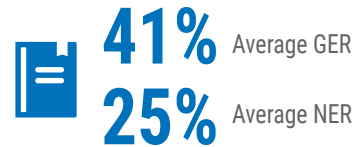
* Sources: CAR HNO 2023, UNHCR CAR & partners, July 2023.

REFUGEE EDUCATION OVERVIEW

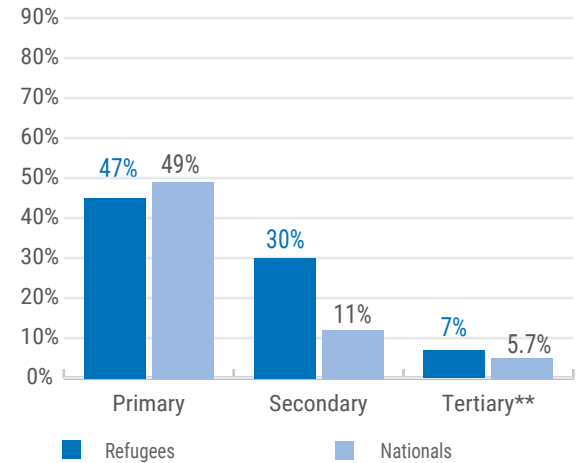
Out of school children



Average GER and NER: Primary + Secondary



Comparison of refugee enrolment rates by school level for refugees vs nationals*



* Source: UNESCO, <http://uis.unesco.org/en/country/cf>. Tertiary, Worldbank. 2019

** The estimated proportion of 18-24 youth enrolled in higher education or technical and vocational education and training (TVET).

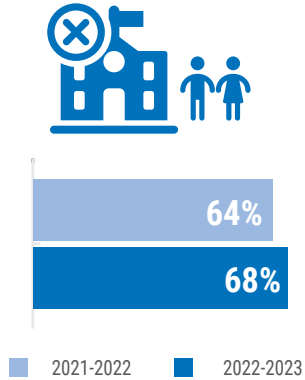
Gross and Net Enrolment Rates (GER and NER) comparison by gender and by school year



Sources: Displaced population data: UNHCR RBWCA refugee statistics of as of July 2023 (end of the academic year); Education data: RBWCA data consolidation as of August 2023, Assistance data: UNHCR and partners data consolidation. For the 2020-21 school year, data should be interpreted with caution as they are not representative of the entire school-age refugee population. Data consolidation is based on data available from the different UNHCR operations. Data may sometimes be partial and do not always consider the whole refugee population. Data reflects the best knowledge of UNHCR and its partners. Disclaimer: The boundaries and names shown, and the designations used on these maps do not imply official endorsement or acceptance by the United Nations.

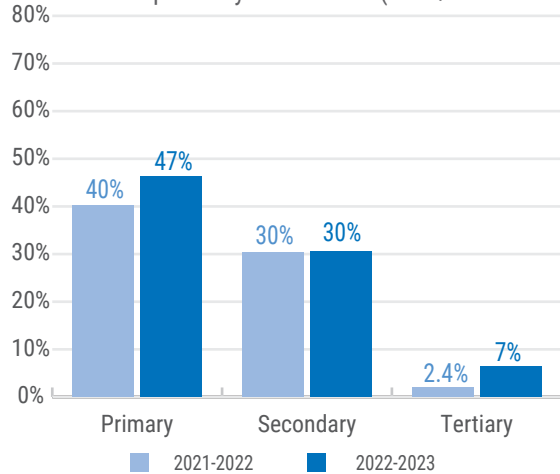
SCHOOL YEAR COMPARISON 2021/22 vs 2022/23

Out of school children



Estimated proportion of refugee children out of school by school year

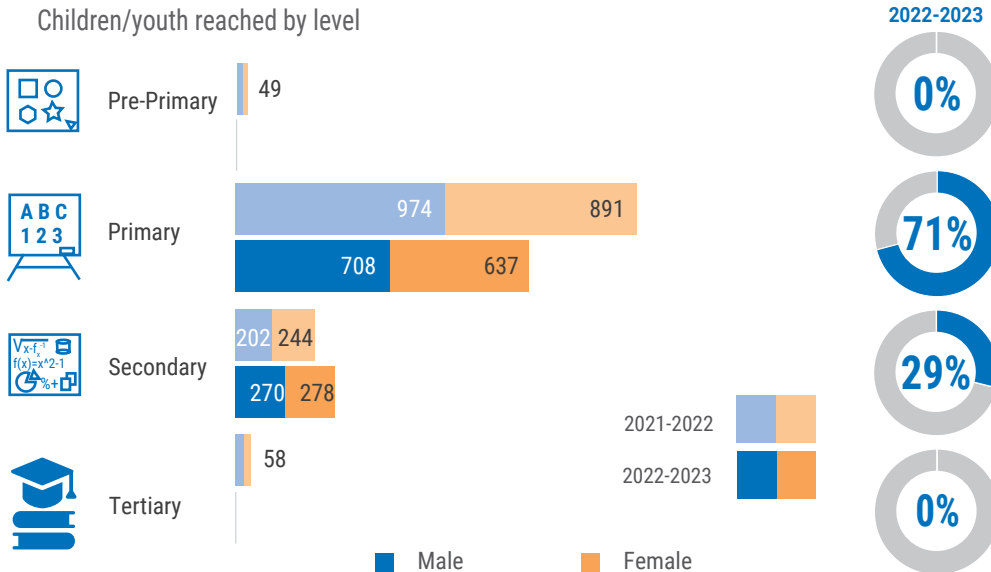
Comparison of refugee enrolment rates in the Central African Republic by school level (2021/22 vs 2022/23)



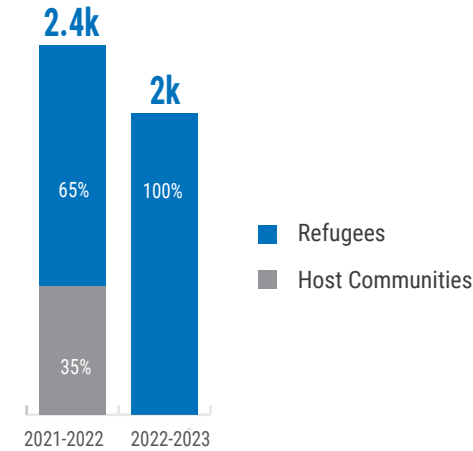
* The estimated proportion of 18-24 youth enrolled in higher education or technical and vocational education and training (TVET).

UNHCR'S EDUCATION RESPONSE AND ASSISTANCE 2021/22 vs 2022/23

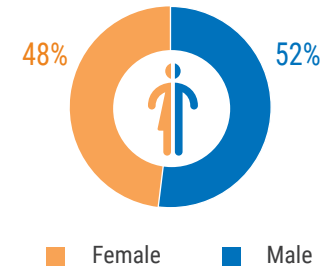
Children/youth reached by level



CHILDREN/YOUTH REACHED BY STATUS 2021/22 vs 2022/23



Children/youth reached by gender



KEY ACHIEVEMENTS 2021/22 vs 2022/23

