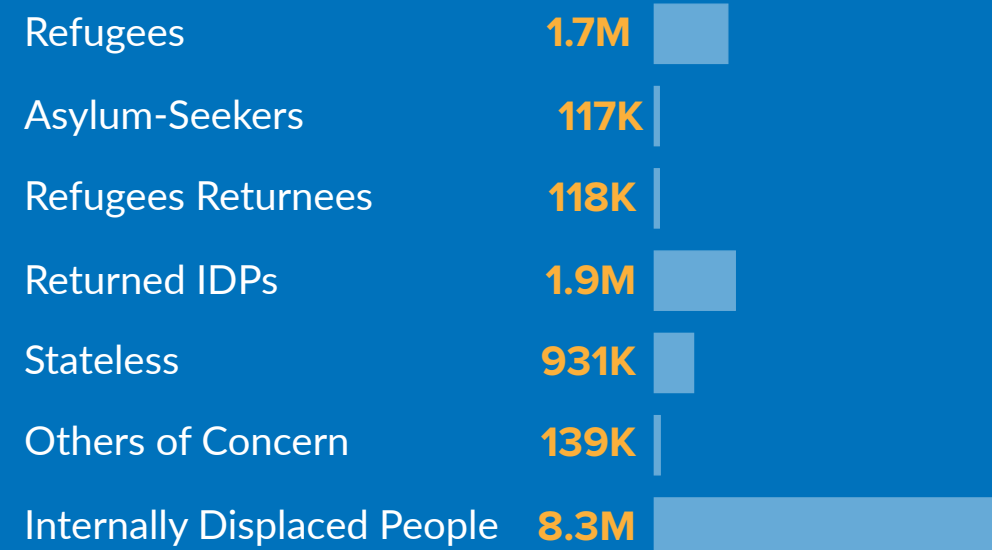
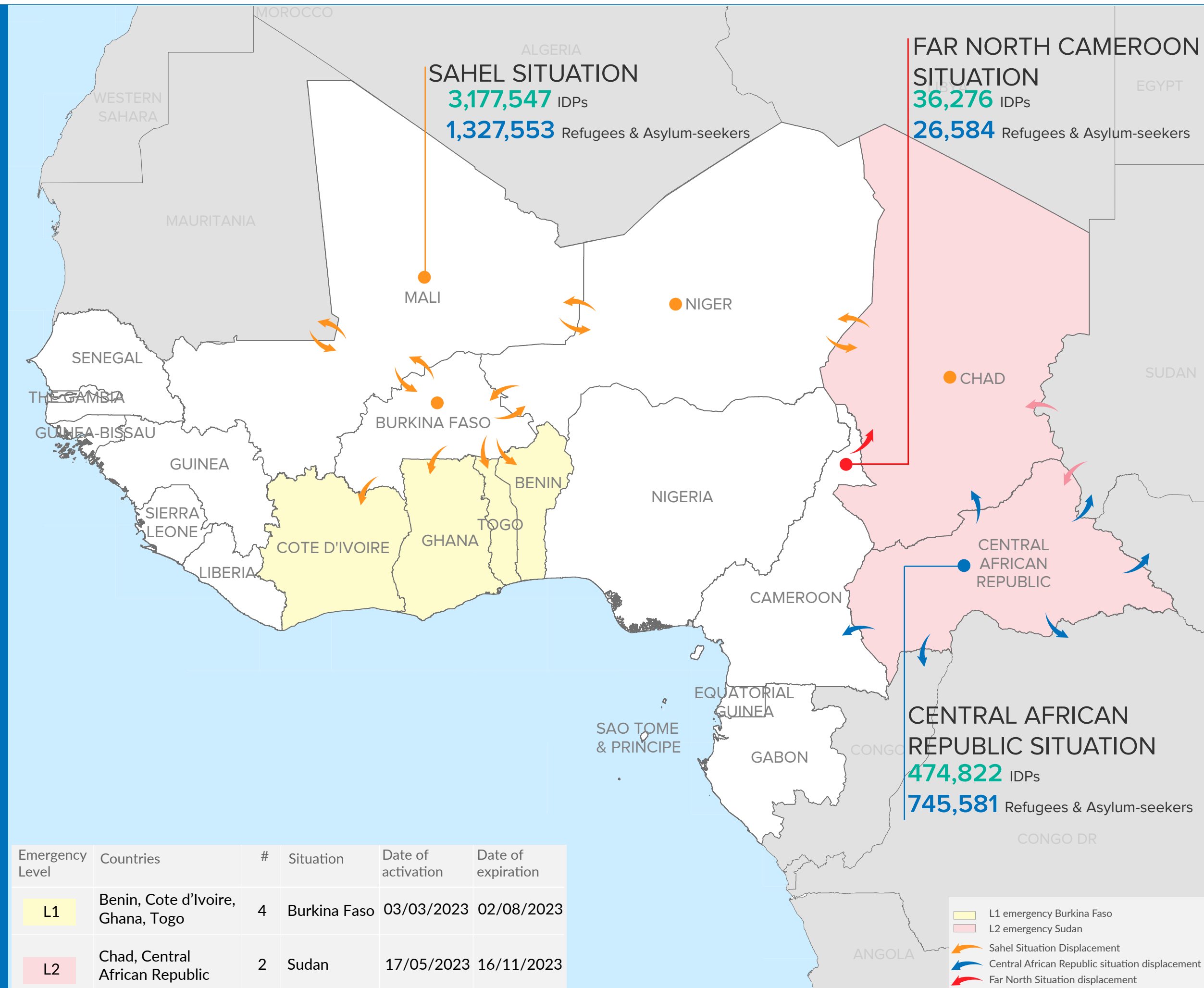
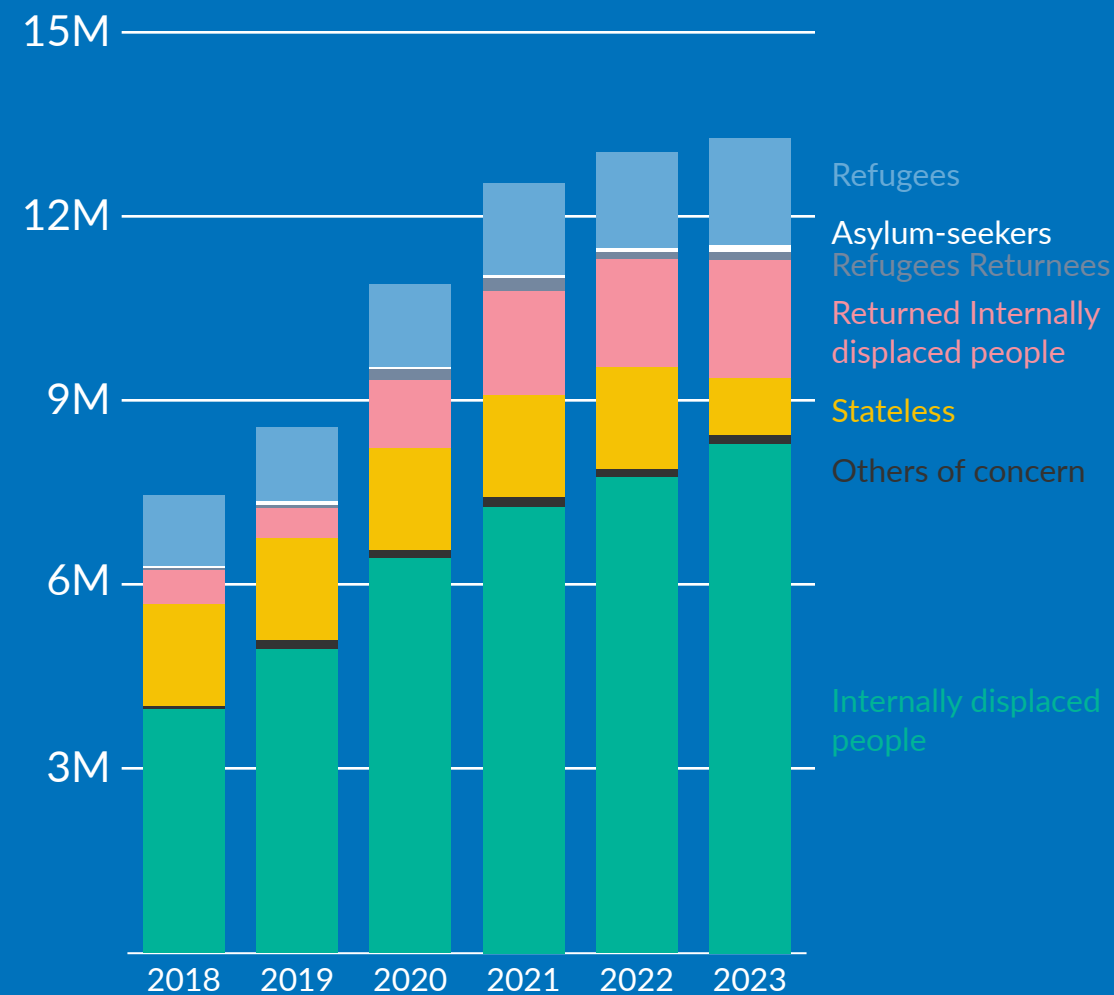


13.3 MILLION

FORCIBLY DISPLACED AND STATELESS PEOPLE



General Trends 2018 - 2023



13.3 MILLION
FORCIBLY DISPLACED
POPULATION

The total forcibly displaced and stateless population to UNHCR in West and Central Africa (WCA) relates to the people UNHCR is mandated to protect and assist. It includes those who have been forcibly displaced; those who have returned home within recent years; those who are stateless or at risk of statelessness; and other groups to whom UNHCR has extended its protection or assisted on a humanitarian basis.

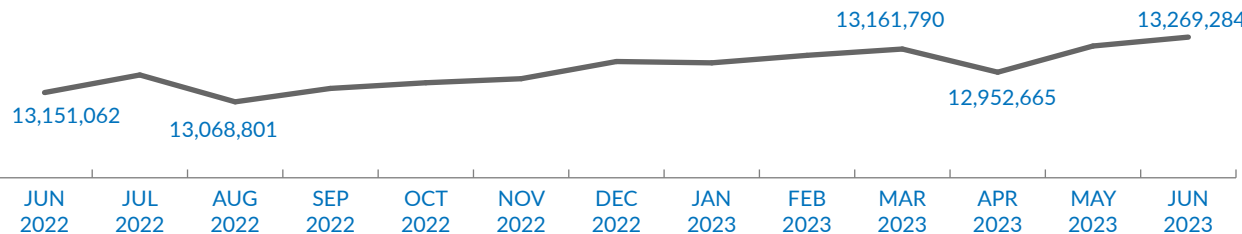
1.9 MILLION REFUGEES & ASYLUM-SEEKERS
8.3 MILLION INTERNALLY DISPLACED PERSONS
931 K. STATELESS & AT RISK OF STATELESSNESS
1.9 MILLION RETURNED INTERNALLY DISPLACED
0.1 MILLION REFUGEES RETURNEES
0.1 MILLION OTHERS OF CONCERN

The total of 1.9 million refugees represents an 15% increase from June 2022. Chad hosts the largest number of refugees in the region with 41%. Cameroon is the second largest refugee-hosting country in the region with 26%. Sudan, CAR, and Nigeria are the main countries of origin (together 75%) of the region's refugees with a contribution of 32%, 26%, and 18% respectively.

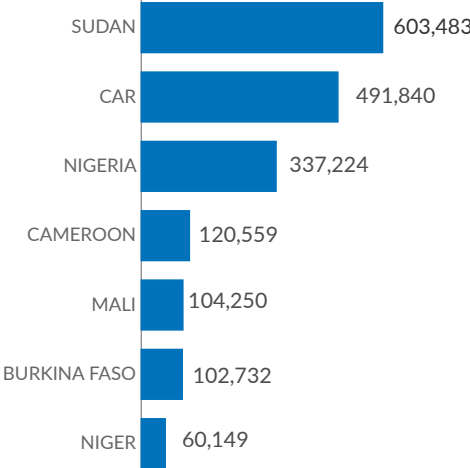
The number of internally displaced rose to an estimated 8.3 million. Nigeria hosts 43% of IDP population in the region. Burkina Faso is the second largest country in terms of IDPs (25%).

The Lake Chad Basin hosts 31% of forcibly displaced population in West and Central Africa. Central Sahel hosts the second largest number (31%) with the majority being Internally Displaced Persons in Burkina Faso (64%).

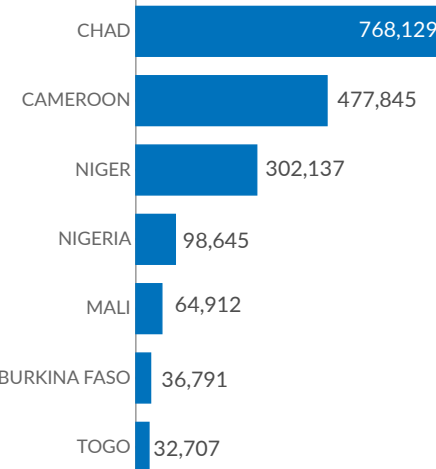
POPULATION TRENDS



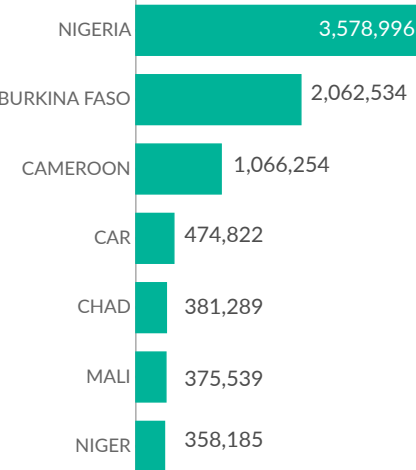
MAIN COUNTRIES OF ORIGIN



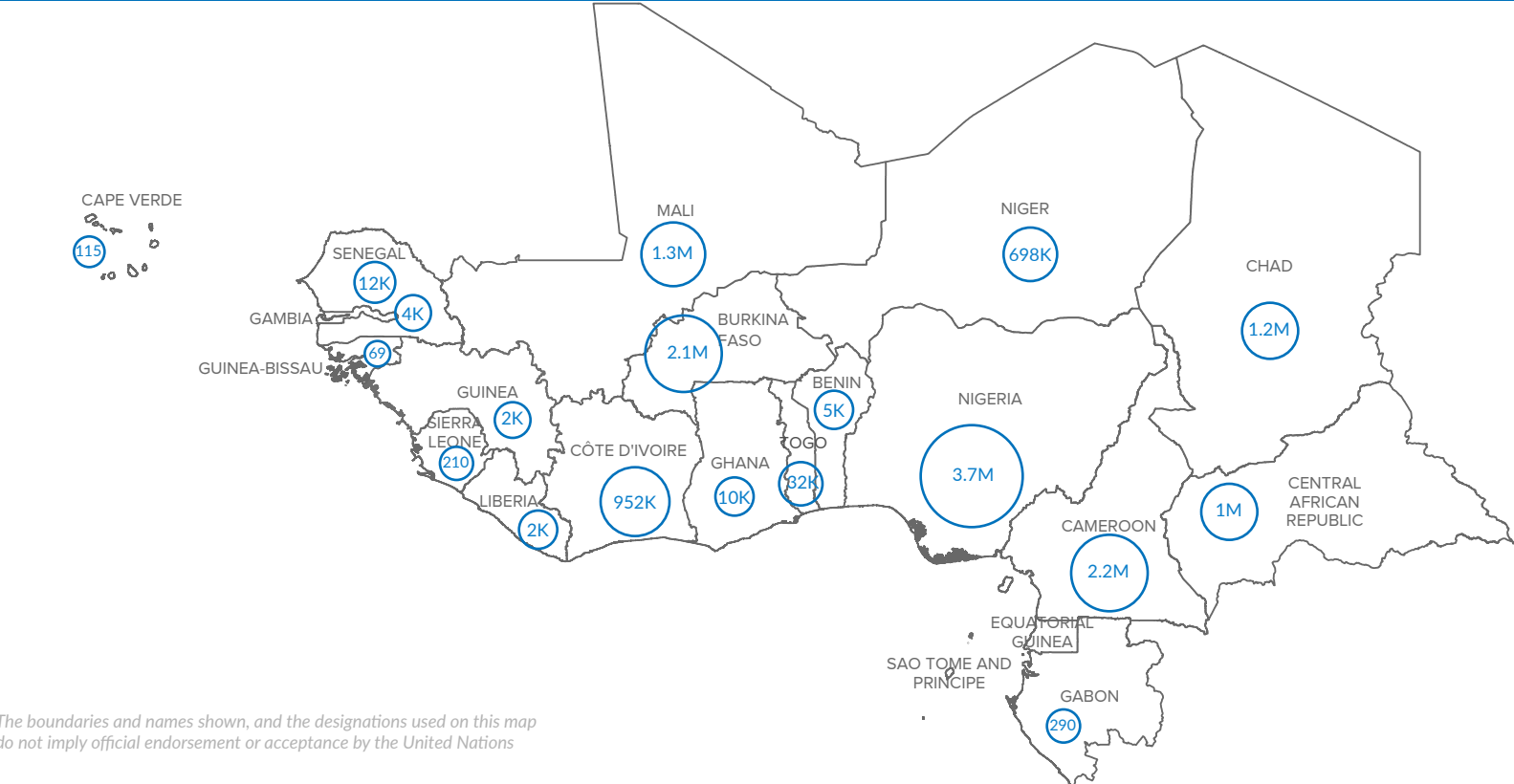
MAIN COUNTRIES OF ASYLUM



INTERNAL DISPLACEMENTS



PERSONS OF CONCERN BY COUNTRY

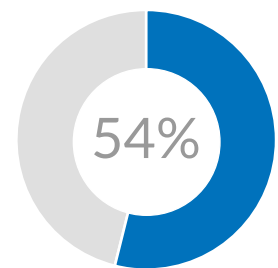


The boundaries and names shown, and the designations used on this map do not imply official endorsement or acceptance by the United Nations

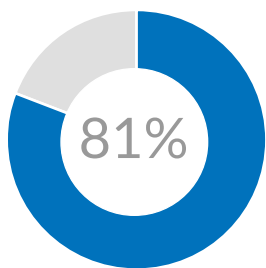
	REFUGEES	ASYLUM SEEKERS	REF. RETURNEES	IDPs	RETURNED IDP	STATELESS	OTHERS	TOTAL
BENIN	2,684	2,381						5,065
BURKINA FASO	36,230	561		2,062,534				2,099,325
CAMEROON	469,276	8,569		1,066,254	645,746			2,189,845
CAPE VERDE						115		115
CAR	11,333	11,123	31,662	474,822	499,430			1,028,370
CHAD	762,729	5,400		381,289			101,551	1,250,969
COTE D'IVOIRE	8,746	12,610				931,076	94	952,526
GABON	211	79						290
GAMBIA	3,749	428						4,177
GHANA	6,214	4,206						10,420
GUINEA	2,203	57						2,260
GUINEA BISSAU	32	37						69
LIBERIA	1,222	636						1,858
MALI	64,002	910	85,146	375,539	776,315			1,301,912
NIGER	251,760	50,377		358,185			37,774	698,096
NIGERIA	92,974	5,671	1,319	3,578,996				3,678,960
SENEGAL	11,820	290						12,110
SIERRA LEONE							210	210
TOGO	18,990	13,896						32,707
GRAND TOTAL	1,743,996	117,231	118,127	8,297,619	1,921,491	931,191	139,629	13,269,284

REFUGEE POPULATION PROFILE

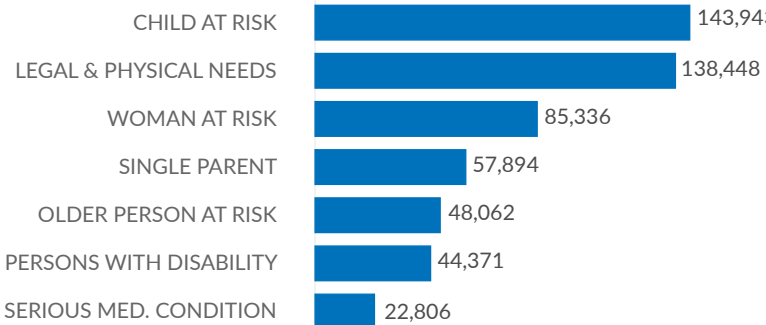
CHILDREN



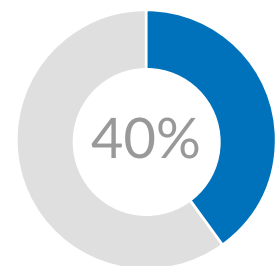
WOMEN & CHILDREN



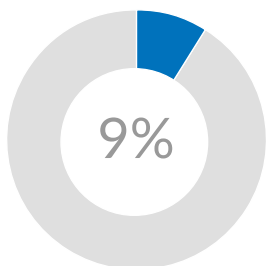
REFUGEES WITH SPECIFIC NEEDS



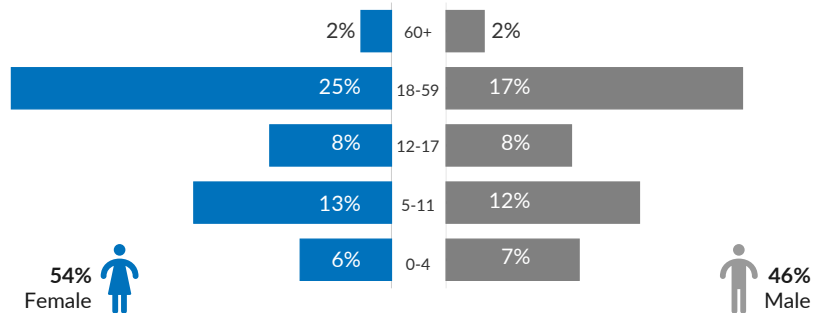
REFUGEES IN CAMP



REFUGEES IN URBAN AREA

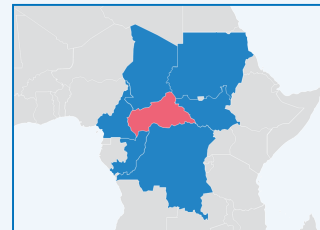


DEMOGRAPHICS



SITUATION

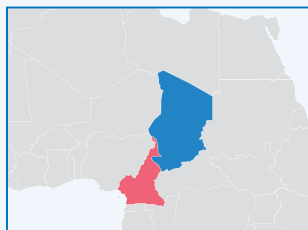
CAR SITUATION



745,581
REFUGEES AND
ASYLUM-SEEKERS
474,822
INTERNALLY
DISPLACED PERSONS

These figures represent refugees from Central African Republic in neighboring countries (Cameroon, Chad, Congo, the Democratic Republic of Congo, Sudan, South Sudan) and IDP in Central African Republic

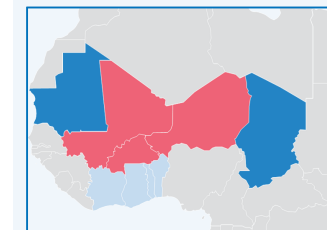
FAR NORTH CAMEROON



26,584
REFUGEES AND
ASYLUM-SEEKERS
36,276
INTERNALLY
DISPLACED PERSONS

These figures represent Cameroonian refugees in Chad and forcibly displaced people following the outbreak of violence in the Far North region of Cameroon in December 2021.

SAHEL SITUATION



1,327,553
REFUGEES AND
ASYLUM-SEEKERS
3,177,547
INTERNALLY
DISPLACED PERSONS

These figures represent all refugees and IDPs in Central Sahel (Burkina Faso, Mali, Niger), Chad and Mauritania. Refugees from Central Sahel in neighboring coastal countries (Benin, Cote d'Ivoire, Ghana, Togo) are also included.