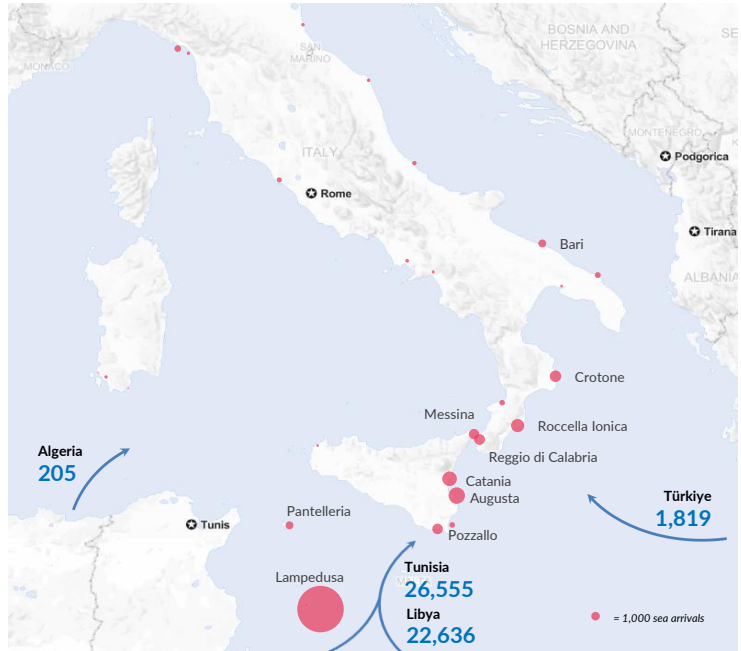


ITALY WEEKLY SNAPSHOT (29 MAY - 04 JUN 2023)

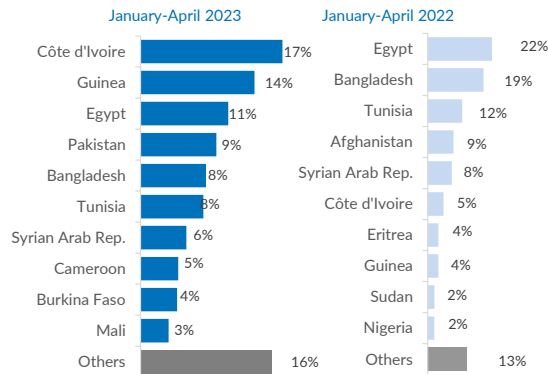
Sea arrivals ¹



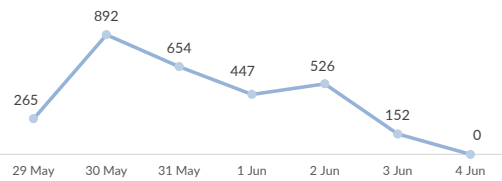
Sea Arrivals in 2023 by disembarkation site



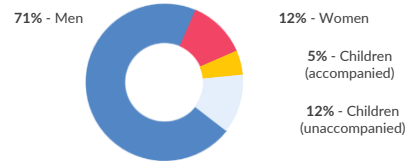
Top 10 most common countries of origin



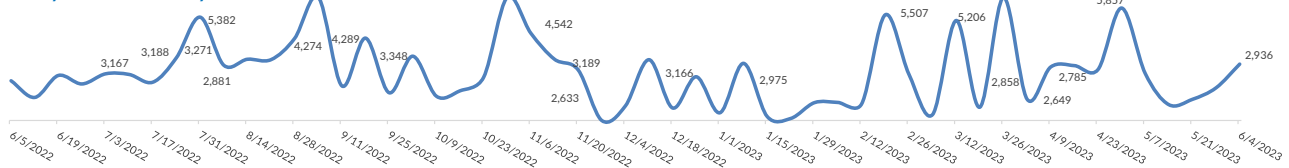
Daily sea arrivals last week (29 May - 04 Jun 2023)



Sea arrivals by gender and age, Jan-Apr 2023

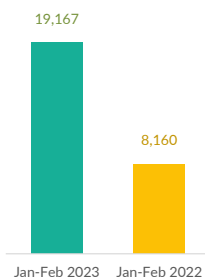


Weekly sea arrivals last year



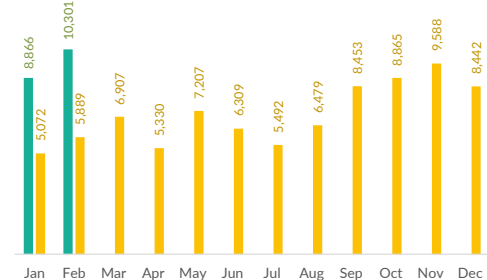
Asylum applications,

Jan-Feb 2023 vs Jan-Feb 2022



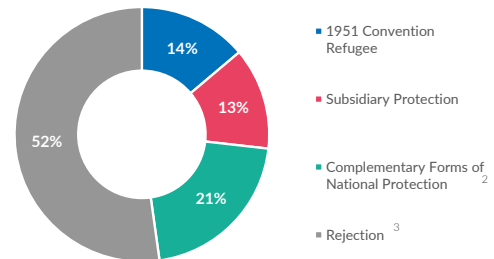
Asylum applications by month,

Applications are not necessarily lodged by new arrivals 2023 vs 2022



First-Instance RSD Decisions,

Jan-Dec 2022



Total first-instance decisions (Jan-Dec 2022)

Total pending cases (as of Feb 23) ⁴

51,720

78,694

¹ The charts above are based on figures from the Italian Ministry of Interior and UNHCR estimates. All figures are provisional and subject to change. Please note that, in addition to sea arrivals, Italy also receives land arrivals and air arrivals. The present document focuses on sea arrivals only, as per official figures provided by the Italian Ministry of Interior.

² 'Complementary forms of national protection' include decisions granting authorization to stay for humanitarian reasons under national law to persons who are not eligible for international protection, but nonetheless at risk of violation of articles 3 and 8 of the ECHR in case of return

³ 'Rejection' includes all cases closed, including decisions not taken on the merits, such as inadmissibility decisions and noshows.

⁴ Source: Ministry of Interior. This includes pending cases at first and second instance.