


DOSSIER

SYRIA

Socio-Economic Survey 2022



 Federal Ministry
Republic of Austria
Interior

 Federal Office for
Immigration
and Asylum



Imprint

Published by

Country of Origin Information Unit (Staatendokumentation)

Austrian Federal Office for Immigration and Asylum

Vienna, Austria

www.staatendokumentation.at

BFA-Staatendokumentation@bmi.gv.at

Research by

Statistics Lebanon

Beirut, Lebanon

www.statisticslebanonltd.com

slebanon@dm.net.lb

Disclaimer

This survey has been commissioned by the Country of Origin Information Unit of the Austrian Federal Office for Immigration and Asylum within the framework of its DOSSIER series. Liability for the correctness, completeness and up-to-dateness of contents cannot be incurred. The Country of Origin Information Unit of the Austrian Federal Office for Immigration and Asylum does not assume any liability for possible damages or consequences arising from the usage, application or dissemination of the contents offered. The responsibility for the correctness of the information lies with the respective contractor and thus excludes liability by the publishers. The contents of this publication do not represent positions of the Country of Origin Information Unit of the Austrian Federal Office for Immigration and

Asylum. The boundaries on maps used in this publication do not imply official endorsement or acceptance. The publication does not claim completeness and is based on the quoted sources.

Copyright

This publication and all the data therein are protected by copyright. All rights of utilization are reserved to the Country of Origin Information Unit of the Austrian Federal Office for Immigration and Asylum. Reproduction and distribution in any possible way – for commercial and non-commercial usage – are prohibited without prior written permission by the Country of Origin Information Unit of the Austrian Federal Office for Immigration and Asylum.

Privacy Notice

The Country of Origin Information Unit of the Austrian Federal Office for Immigration and Asylum processes data in accordance with the General Data Protection Regulation (GDPR, Regulation (EU) of the European Parliament and the Council of 27 April 2016 on the protection of natural persons with regard to the processing of personal data and on the free movement of such data, and repealing Directive 95/46/EC) and the Austrian Data Protection Act (Federal Act concerning the Protection of Personal Data, Federal Law Gazette I No. 165/1999 as amended). For the purpose of distribution, name, postal and/or e-mail addresses are stored. Recipients have the general right to information, rectification, deletion, restriction, data transferability, revocation and objection. The subscription can be canceled at any time (e-mail with the subject line "unsubscribe" to BFA-Staatendokumentation@bmi.gv.at).

© 2022 Country of Origin Information Unit of the Austrian Federal Office for Immigration and Asylum

Table of Contents

I. Methodology	2
II. Demographics:	3
i. Location:	3
ii. Gender:	4
iii. Age:	4
iv. Education:	5
v. Marital Status	5
III. Chapter summary	6
i. Employment and income	6
ii. Food security and purchasing power	6
iii. Children	6
iv. Hygiene and medical services	7
v. Housing	8
IV. Results	9
i. Employment and Income	9
ii. Food Security and Purchasing Power	13
iii. Children	16
iv. Hygiene and Medical Services	19
v. Housing	26
Annex I	30

I. Methodology

Statistics Lebanon Ltd executed a socio-economic survey in Syria for the Country of Origin Information Unit (COI) of the Austrian Federal Office for Immigration and Asylum. The data collection took place between the 11th and the 18th of October 2022.

The sample included 300 respondents. The target respondents in Syria are residents of Damascus, Aleppo and Homs aged between 16 and 35 years old. The sample equally represents both males and females. This survey was conducted using the Computer Assisted Telephone Interviewing technique (CATI).

Statistics Lebanon has invested in a CATI database covering all the territories of Syria, the proprietary database contains up to 200,000 telephonic contacts derived from SL fieldwork operations. Divided into geographic regions, the database provides socio-economic indicator details relevant to the population distribution of the country, its sects, education, age, income etc. The database is derived from the monthly fieldwork activities undertaken in all the areas.

To ensure that the database remains consistently reliable and valid, it is updated every year and a half (18 months) periods, starting with a new roster on the 19th month and replacing older outdated data of the last months, which is the last 18th month of the set.

Based on the roster and data of Statistics Lebanon's database, "The Systematic Choosing Technique" was adopted in order to best represent the respondents. Systematic sampling is defined as a probability sampling method in which a random starting point and a fixed sampling interval are selected. The latter is calculated based on the following formula N/n in which N is the population size and n is the sample size. The interval is then added to a chosen random starting point each time a survey is conducted.

The data collection tools were prepared by the COI unit (see Annex) and translated into colloquial Arabic by Statistics Lebanon. The questionnaires were then programmed on the data collection software. The software used for this activity is ODK. ODK is an open-source mobile data collection platform that enables surveyors to fill out forms offline on tablets and send completed forms to the SL server when a connection is found. ODK is developed in a way that prohibits the entry of wrong data and is equipped with a data entry control system. The questionnaire was developed on ODK and downloaded on tablets for field work. All control and logical rules were defined to prevent data entry errors. The data was uploaded to the company's database. A senior statistician analyzed the results statistically using SPSS. The data was processed, cleaned and coded.

During fieldwork, no major challenges were confronted especially that the survey was brief and didn't include sensitive questions that might disturb the respondents. However, the response rate was low as some people refused to be interviewed regardless of the purpose of the survey and some didn't pick up the phone.

II. Demographics:

The sample was stratified based on the following characteristics:

- Residents of Damascus, Aleppo, Homs
- Age (between 16 and 35)
- Gender (50/50)

i. Location:

All selected areas are urban.

City	
Damascus	33.3%
Aleppo	33.3%
Homs	33.3%

Zone		
Damascus	Ruken Al Din	10.0%
	Abou Roummaneh	10.0%
	Al-Shaalan	10.0%
	Al-Amarah	10.0%
	Al Salhiyeh	10.0%
	Kafar Sousah	10.0%
	Al Qanawat	10.0%
	Al Mazzeh	10.0%
	Al Baramkeh	10.0%
	Al Midan	10.0%

Zone		
Aleppo	Al Shia'ar	10.0%
	Aziziyah	10.0%
	Al Sirian	10.0%
	Victory Gate	10.0%
	AlFaraj Gate	10.0%
	Bab Al Hadid	10.0%
	Sakhour	10.0%
	New Aleppo	10.0%
	Al-Andalus	10.0%
	Al Hamadaniah	10.0%

Zone		
Homs	Bab Houd	10.0%
	Baba Amr	10.0%
	Bab Drib	10.0%
	Al Inshaat	10.0%
	Wadi al-Dahab	10.0%
	Al Nouzha	10.0%
	Al Kussur	10.0%
	Al Ghouta	10.0%

	Khaldiyeh	10.0%
	Bab Sbaa	10.0%

Zone			
Al Midan	3.3%	AlFaraj Gate	3.3%
Al Baramkeh	3.3%	Victory Gate	3.3%
Al Mazzeh	3.3%	Al Sirian	3.3%
Al Qanawat	3.3%	Aziziyah	3.3%
Kafar Sousah	3.3%	Al Shia'ar	3.3%
Al Salhiyeh	3.3%	Bab Sbaa	3.3%
Al-Amarah	3.3%	Khaldiyeh	3.3%
Al-Shaalan	3.3%	Al Ghouta	3.3%
Abou Roummaneh	3.3%	Al Kussur	3.3%
Ruken Al Din	3.3%	Al Nouzha	3.3%
Al Hamadaniah	3.3%	Wadi al-Dahab	3.3%
Al-Andalus	3.3%	Al Inshaat	3.3%
New Aleppo	3.3%	Bab Drib	3.3%
Sakhour	3.3%	Baba Amr	3.3%
Bab Al Hadid	3.3%	Bab Houd	3.3%

ii. Gender:

Gender	
Female	50%
Male	50%

iii. Age:

Age	
16-19	20.0%
20-24	30.0%
25-29	30.0%
30-35	20.0%

iv. Education:

Education	
High School	28.0%
Secondary school	20.3%
Bachelor's degree in the Middle East (national diploma)	17.7%
Primary school	17.0%
Elementary school	10.3%
Master's /Ph.D	4.3%
Ability to read and write but without formal education	2.0%
Illiterate	0.3%

v. Marital Status

Marital status	
Single	59.7%
Married	37.7%
Divorced/Separated	1.3%
Widow/Widower	1.3%

III. Chapter summary

i. Employment and income

Most of the Syrian citizens interviewed in the survey are students (31.3%) or are currently working (25%). The rest have occasional jobs (15.7%) or are unemployed (12.7%). Nearly all women surveyed are students (41.3%) or housewives (30.7%). Results further show that the minority of both males and females are unemployed with 12% and 13.3% respectively. 43.3% of men are continuously working and 23.3% work occasionally in addition to 21.3% who are currently pursuing their education. This conclusion is similar in all three cities. It was remarkable that Damascus had the highest percentage of students which is 36% and the lowest percentage of unemployed respondents which is 3%.

Amongst the respondents who currently have a job, 45.1% work full-time and 34.4% have part-time jobs. However, it is important to note that Damascus recorded the highest number of full-time workers (58.5%).

40% of respondents in Aleppo stated that their household monthly income is less than 500 000 Syrian pound. In Homs, monthly incomes are distributed almost equally between various income categories. However, incomes do not exceed 3 000 000 Syrian pounds. As for Damascus, 5% of respondents said that their household monthly income exceeds 5 000 000 and most households earn between 1 000 000 and 3 000 000 Syrian pounds (51%).

ii. Food security and purchasing power

A remarkable number constituting 25.3% of the respondents declared that they can hardly manage to provide sufficient food stuff and basic consumer goods for their families. This signifies that their purchasing power is very low.

Results showed that a low number of 9% in Homs can manage to provide sufficient food for their families compared to that in Aleppo (23%) and in Damascus (33%). A minority of 3% in Damascus cannot manage to provide sufficient for their families, however this number increases in both of Aleppo and Homs to 12% and 20% respectively. Those who hardly manage to provide sufficient food for their families where at 28% in Homs, 27% in Aleppo and 21% in Damascus.

Regarding basic consumer goods, the majority of respondents in all 3 cities at 49% in Damascus, 37% in Aleppo and 34% in Homs can just about manage to provide them for their families. 20% in both Aleppo and Homs cannot manage to do so at all, whereas only 8% respondent claimed not to be able to manage in Damascus. It was highly notable that 29% in Homs, 28% in Aleppo and 19% in Damascus can hardly manage to provide basic consumer goods to their families.

iii. Children

81 respondents have children. Out of 162 children, 113 are aged between 5 and 18 years old. When asked if children are able to receive an education in schools, 83.2% are able to go to school.

96.8% of parents having children aged between 5 and 18 years declared that their children do not contribute to household income compared to 3.2% of respondents who said that they do. It is highly important to note that no parent in Homs and Aleppo stated that their children work. In Damascus, however, 10% of the parents claimed that their children contribute to the household income.

iv. Hygiene and medical services

In Damascus, the majority of respondents have access to clean drinking water (77%) while an average of 45% and 49% of respondents have occasionally access to clean water in Homs and Aleppo respectively. Similarly, to food items, only 18.3% of Syrians in the three cities nearly have the necessary hygiene products for personal hygiene such as soap, shampoo, toothpaste, lotion, sanitizer, feminine hygiene products, etc.]. We notice that in Damascus the percentage is higher than the other cities (39%). 61% and 45% of respondents in Homs and Aleppo respectively nearly possess all necessary hygiene products while 26% and 35% (in Homs and Aleppo respectively) hardly own these products. Results showed that 23% of the males have access to hygiene products and 26% do not have the access. However, 13.3% of the females do have the access and 33.3% do not. This clearly signifies that males tend to have more access to necessary hygiene products than females do.

In terms of health and wellness, 37.3% of respondents claimed that vaccinations [e.g. vaccines against polio, tetanus, hepatitis, measles, the flu, etc.] have limited availability but they are able to afford them, 28.3% said that vaccines are available and they are also able to afford them whereas 28.7% stated that in spite of their availability, they are unable to afford vaccines.

44.3% of respondents said that Doctors (general practitioners) are available but they can't afford a medical examination. Only 24.7% of respondents have access and can afford a doctor's visit.

Half of the respondents (51%) claimed that Medical Specialists [e.g. dentist, eye specialist, gynecologist/urologist, pediatrician, etc.] are available but they cannot afford a medical checkup. Only 18% have access and can afford it.

When asked about hospitals for treatment or surgery, 52% responded that they are available but they cannot bear the expenses of a hospital admission. Nevertheless, 14.7% claimed that hospitals are not available. 23% of respondents living in Homs said that hospitals are unavailable to them (It is important to note that this survey conveys the opinion/perspective of the respondents. If a respondent claimed that hospitals are not available, this doesn't necessarily mean that there aren't any hospitals in his area it means that hospitals are not "available" to him.). An extremely low percentage of respondents can afford the expenses of a hospital, 4% and 3% in Aleppo and Homs respectively. Whereas, 21% of respondents in Damascus have enough resources to go to the hospital.

v. Housing

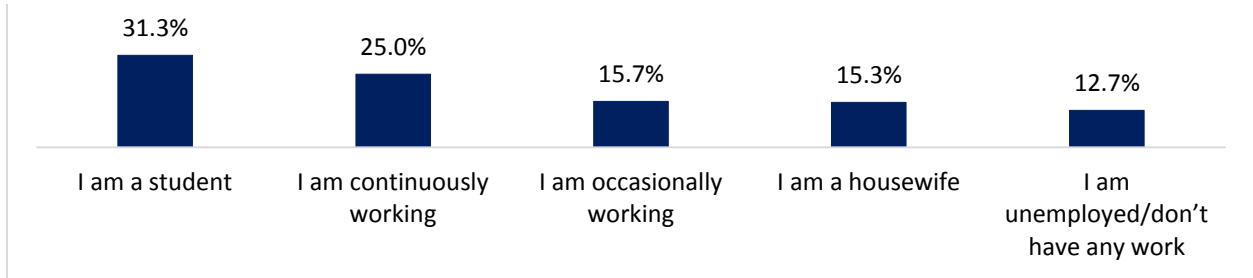
The majority of the respondents constituting 69.7% live with their nuclear family. Some of them live in rented dwellings (46%) and others in owned houses/apartments (48.3%). It is noticeable that in Damascus and Aleppo most dwellings are owned (57% and 49% respectively), while in Homs, most dwellings are rented (58%).

The majority of respondents (93.5%) who are currently living in a rented place do not pay more than 1 000 000 Syrian pound per month as rental fees. It's notable that respondents who pay between 500 000 and 1 000 000 mainly reside in Damascus. While 60.5% of respondents in Aleppo and 62.1% of respondents in Homs pay less than 500 000 for rent. 68.3% of participants claimed that they sometimes have electricity in their dwellings and 11.3% stated that electricity isn't available at all. 25% of the respondents who reside in Aleppo, never have electricity. Whereas, 34% of respondents living in Damascus, mostly have electricity available.

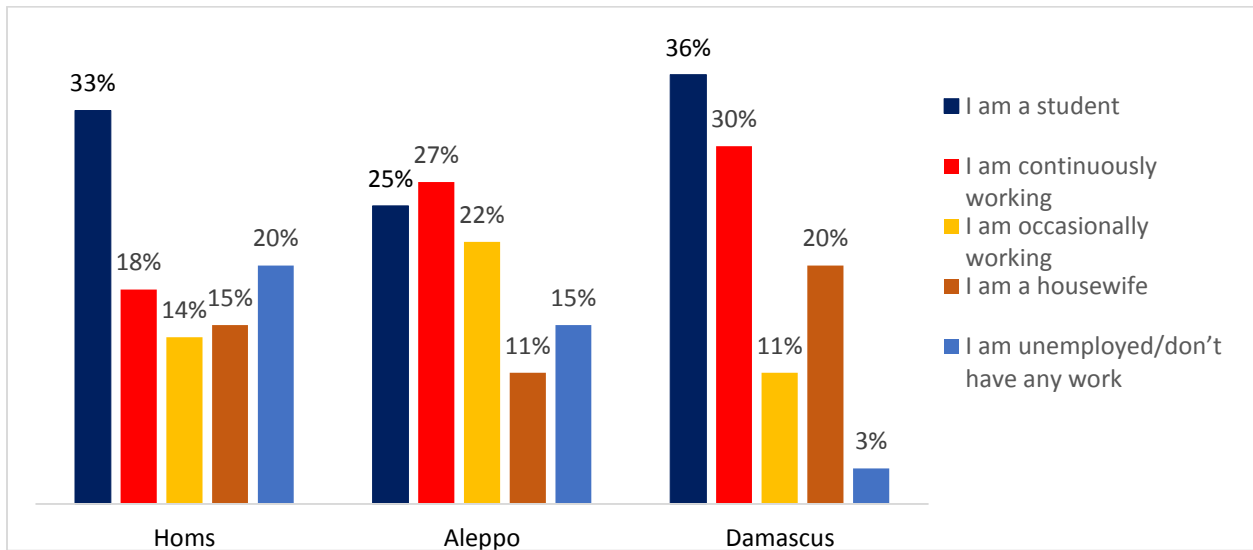
IV. Results

i. Employment and Income

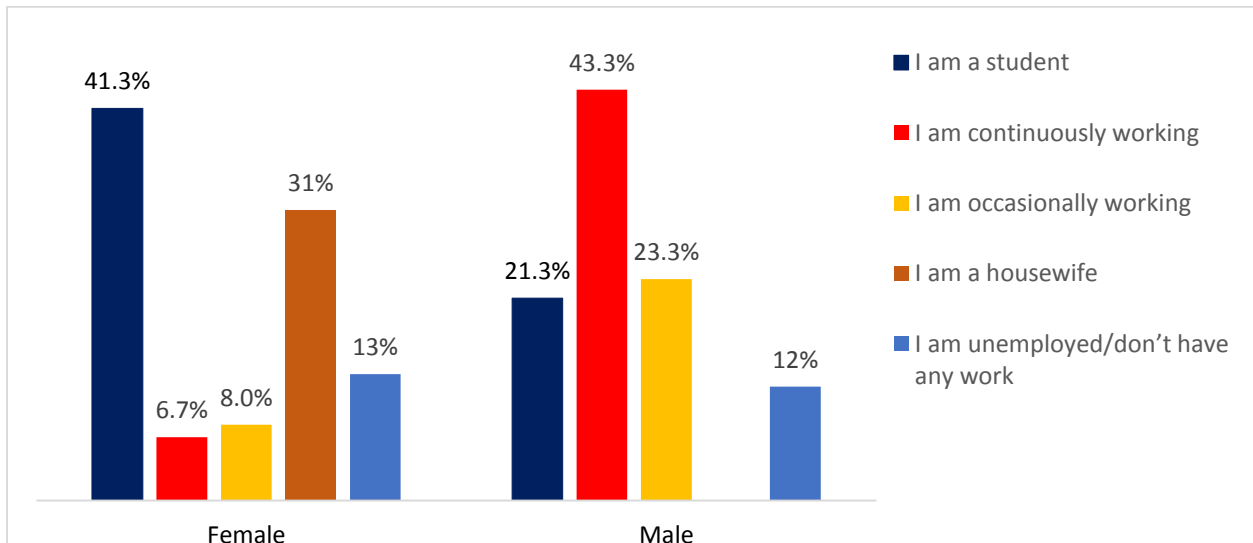
Q1. Are you currently working (either in the formal or informal economy)?



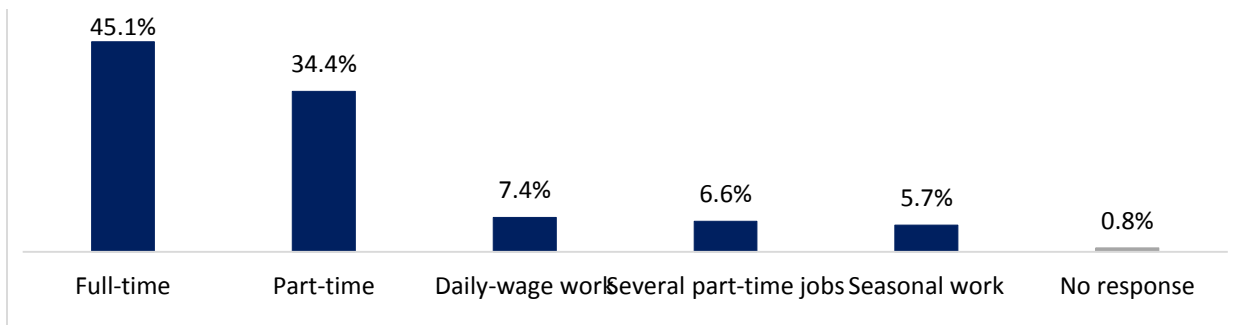
❖ Results by city



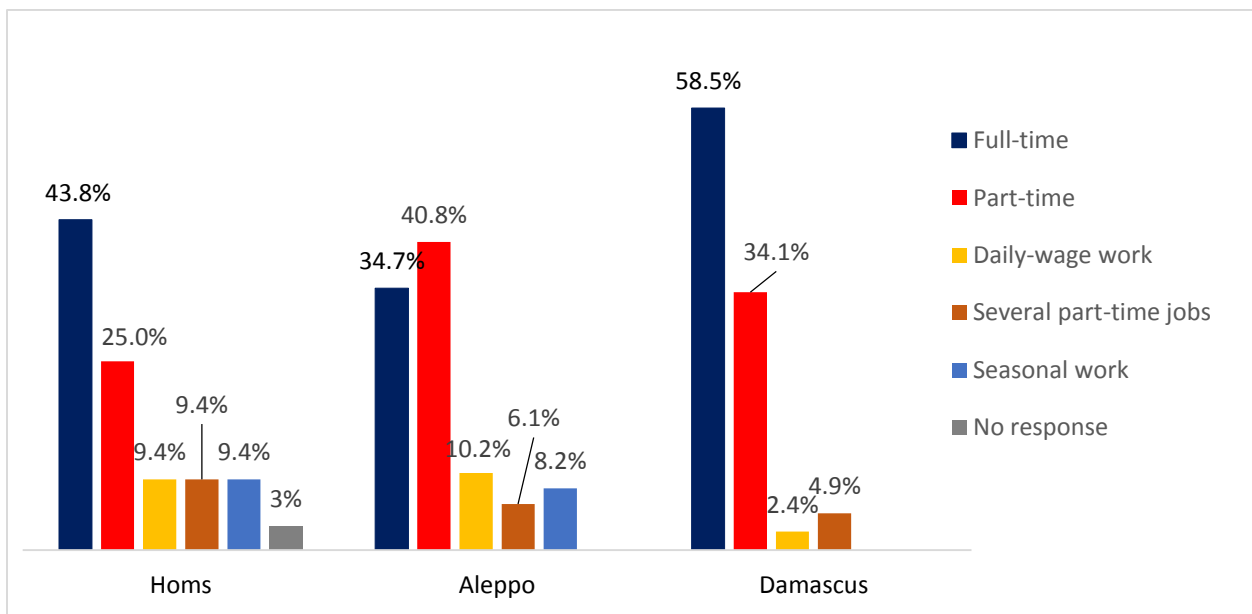
❖ Results by gender



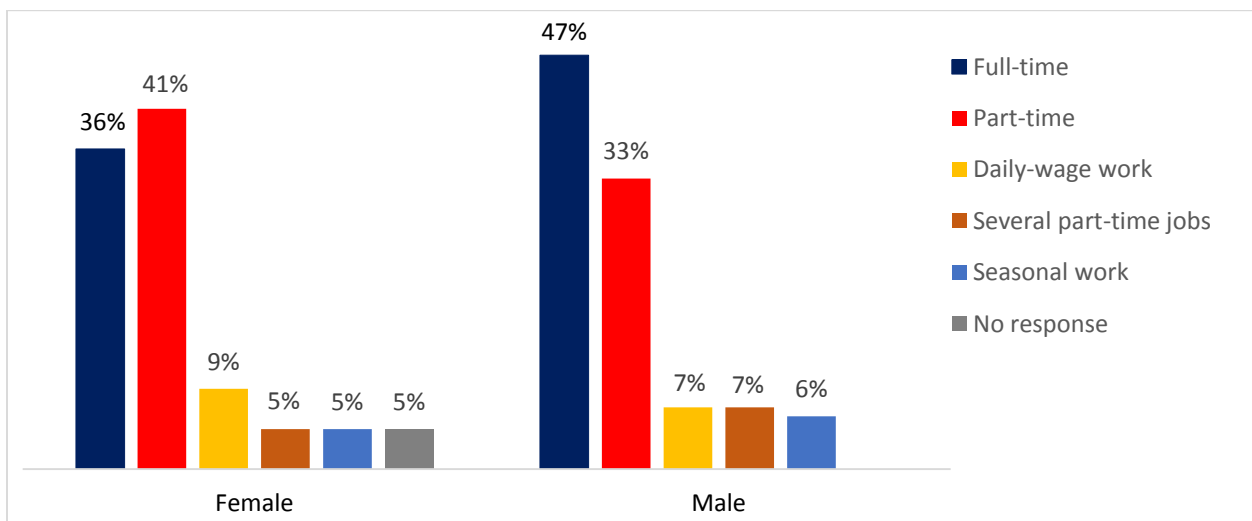
Q2. Please indicate the type of your employment (either employed or self-employed) n=122



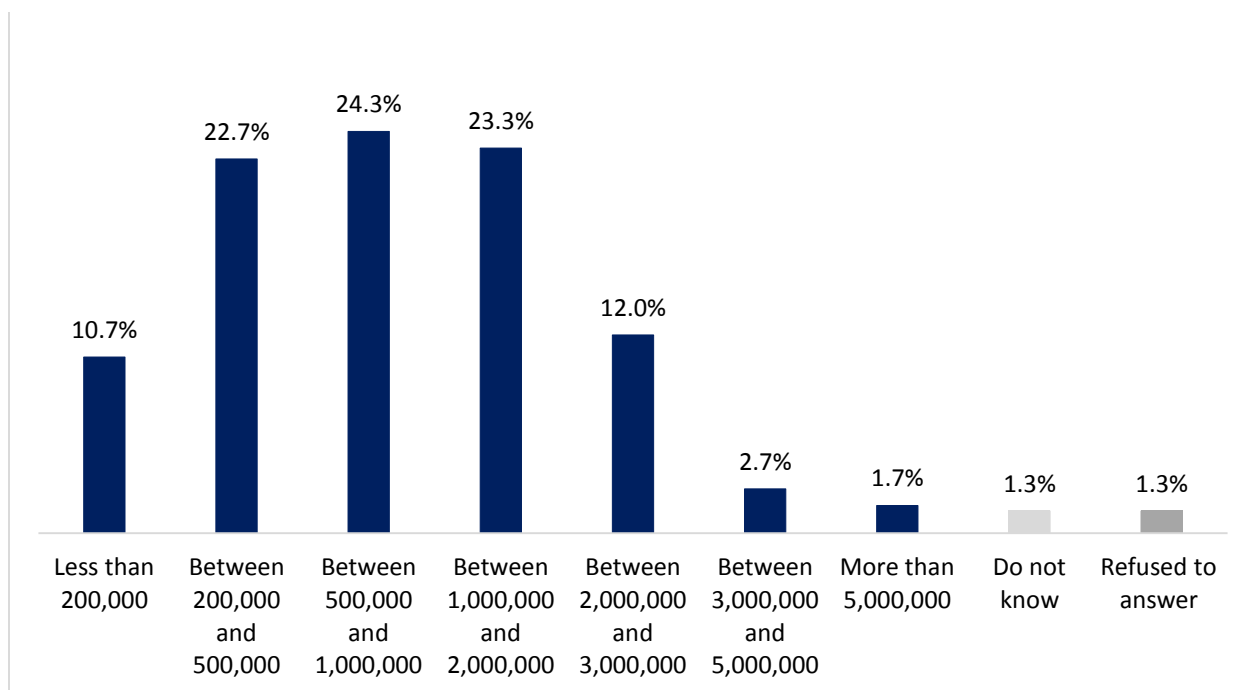
❖ Results by city



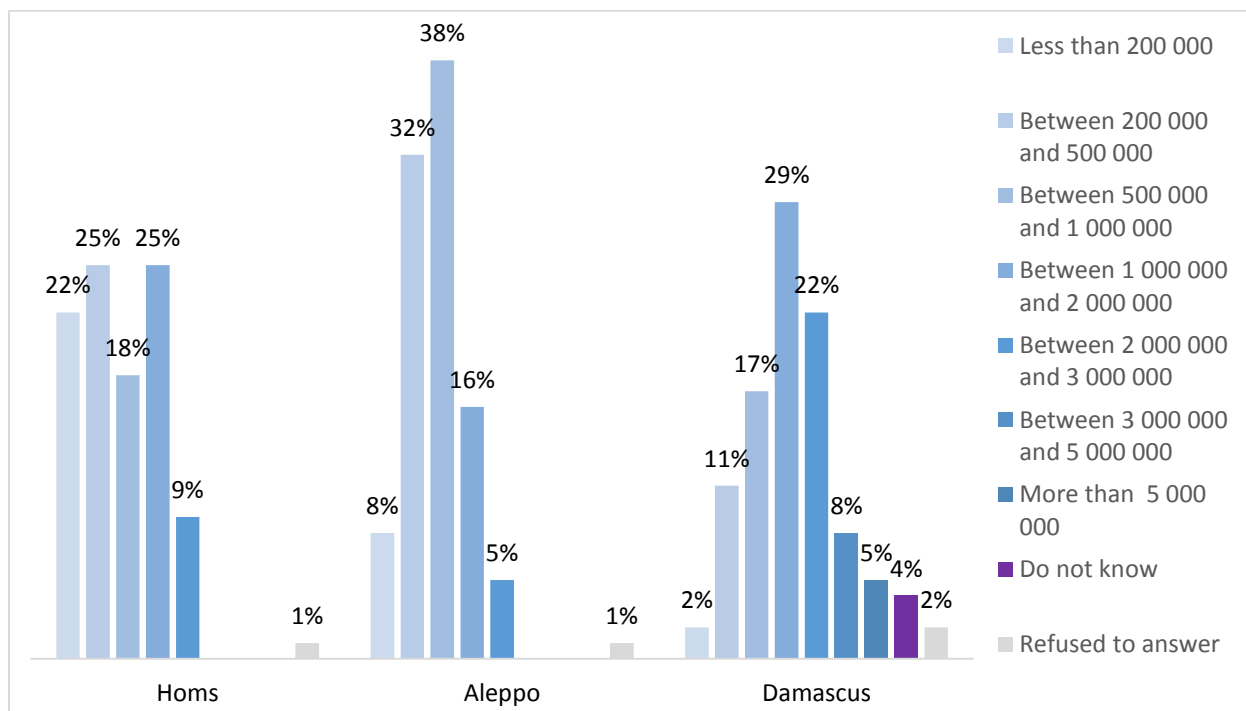
❖ Results by gender



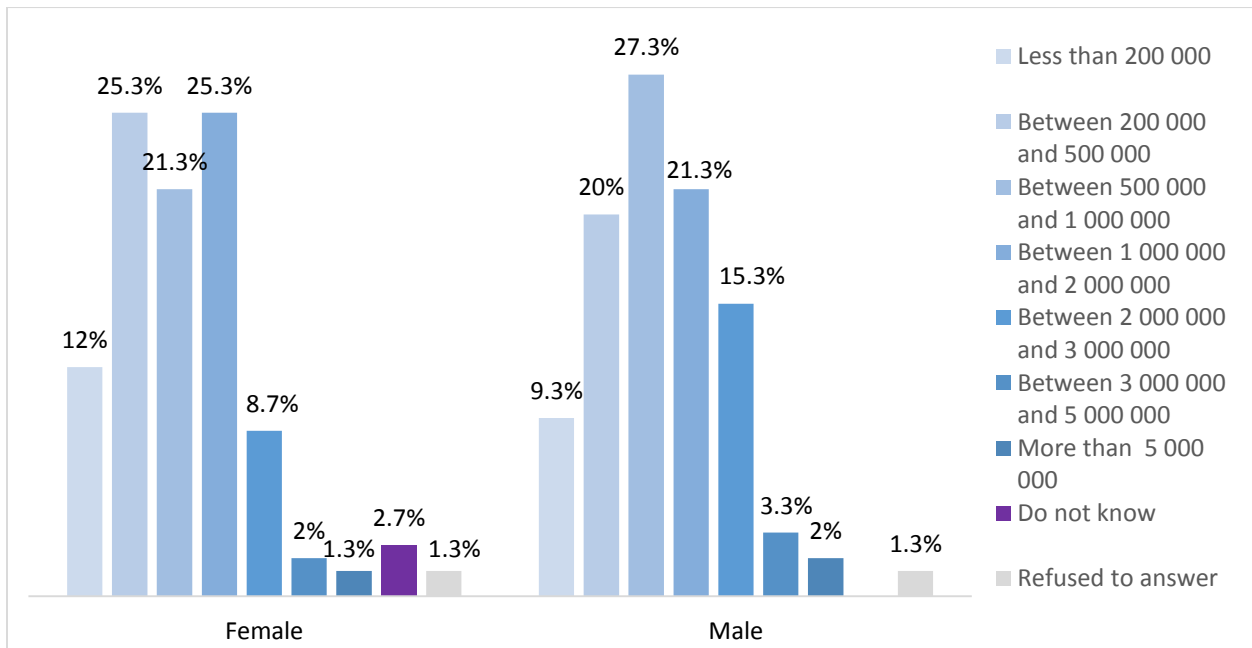
Q14. How much does your household earn per month?



❖ Results by city

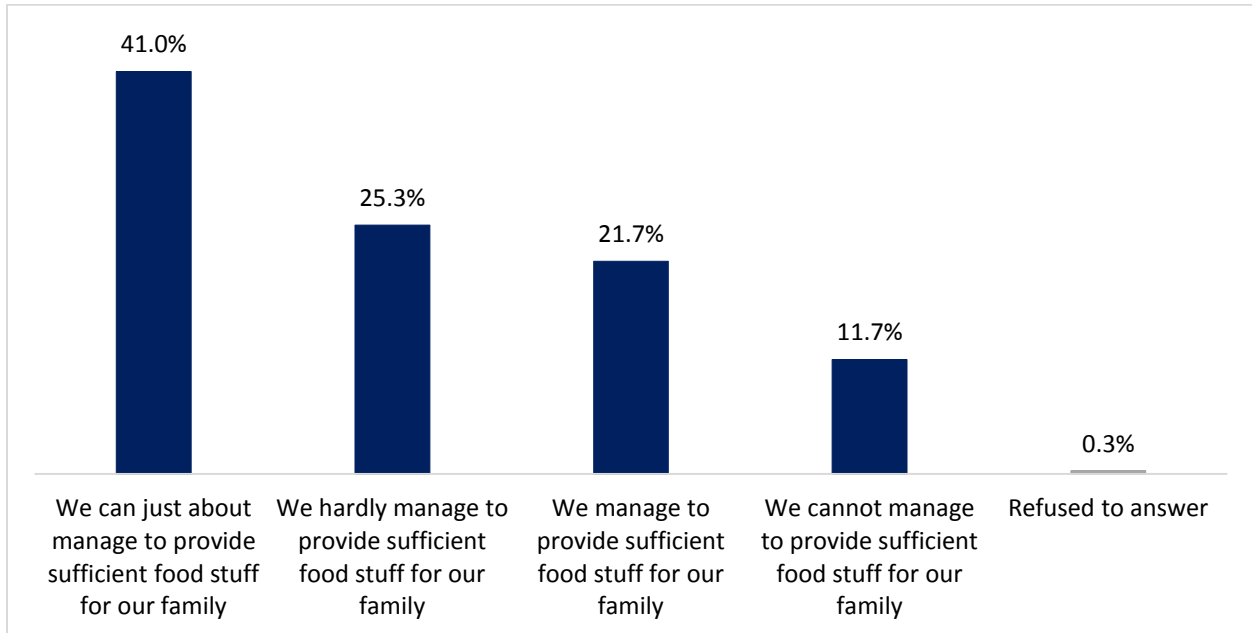


❖ Results by gender

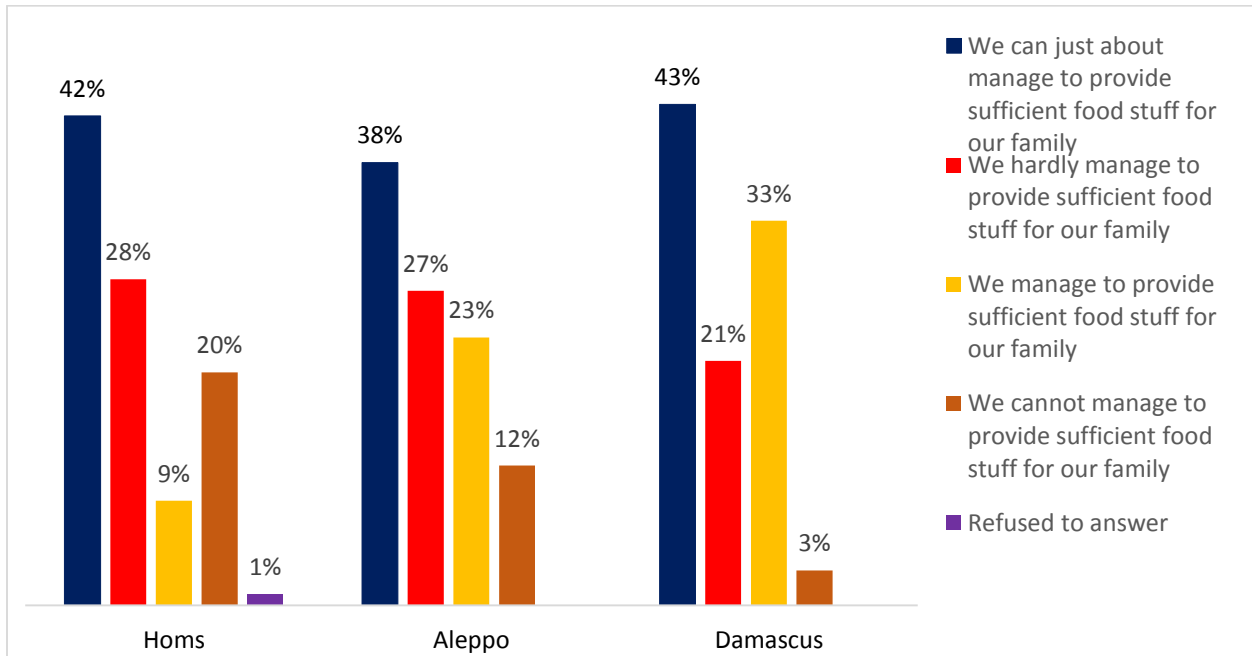


ii. Food Security and Purchasing Power

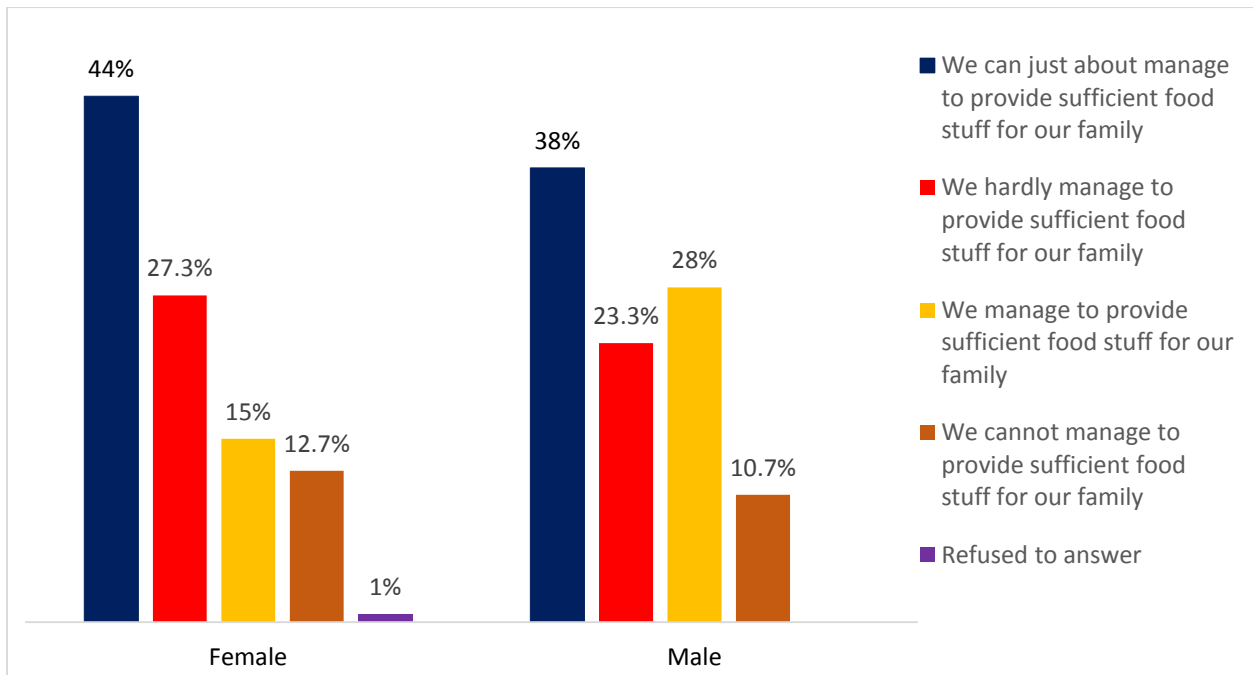
Q3. What is the impact of current food prices on your family’s ability to buy food?



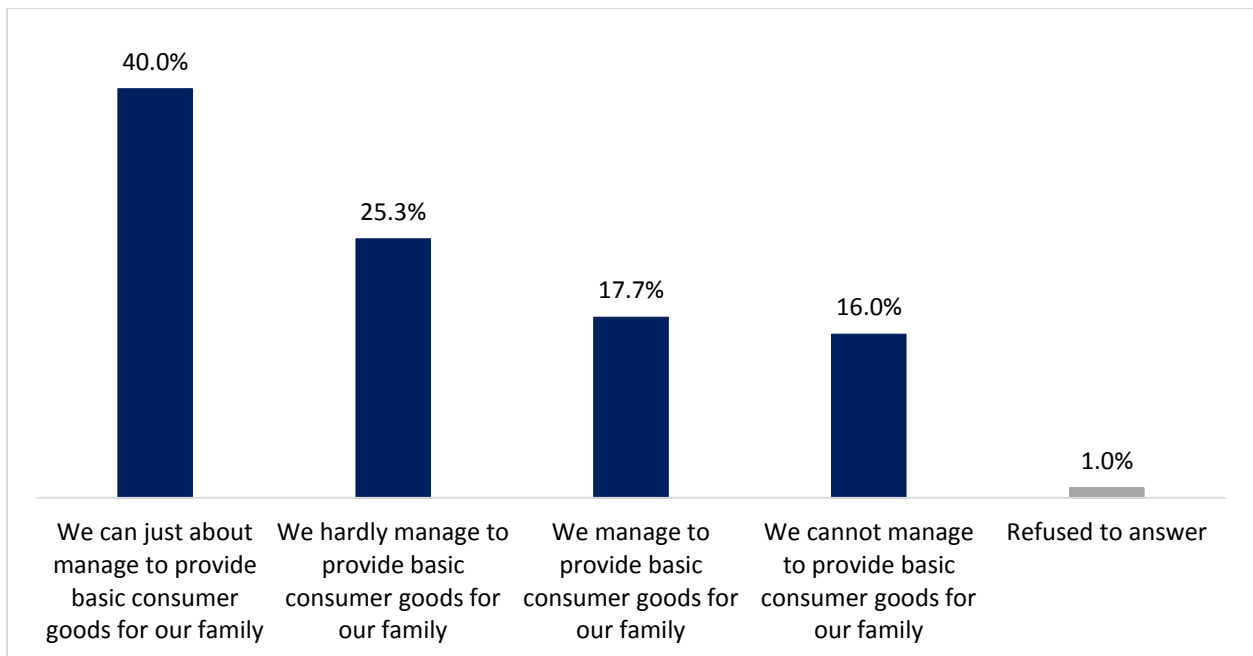
❖ **Results by city**



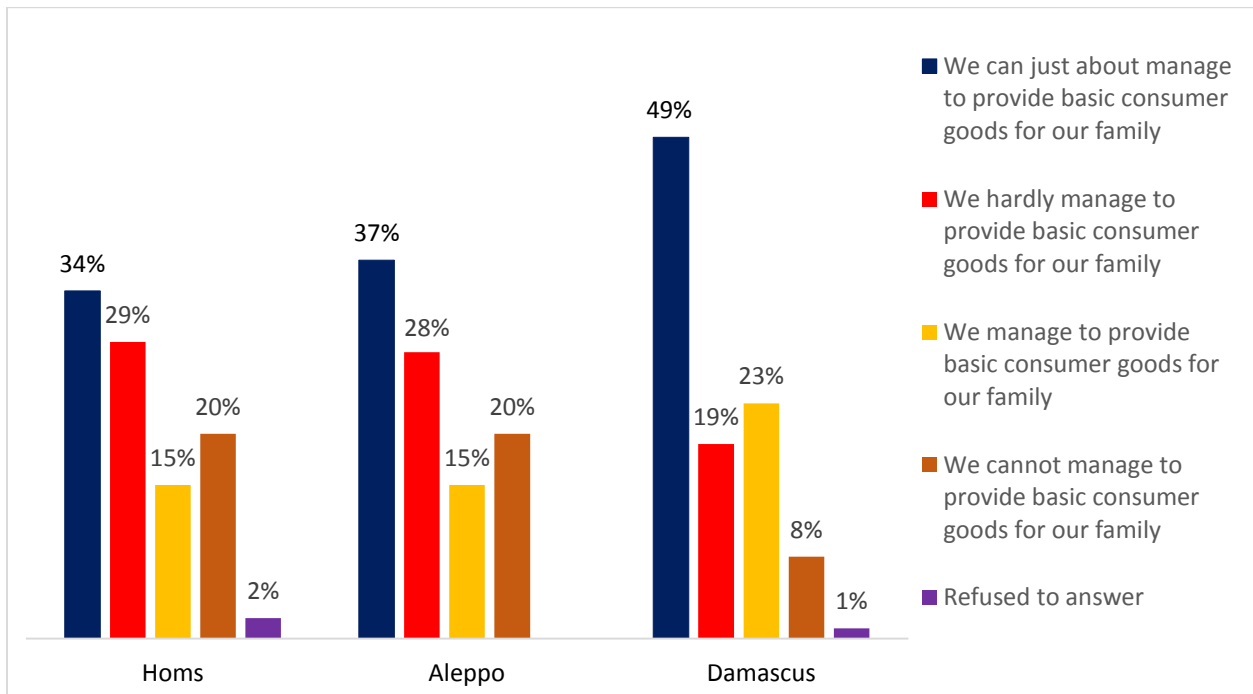
❖ Results by gender



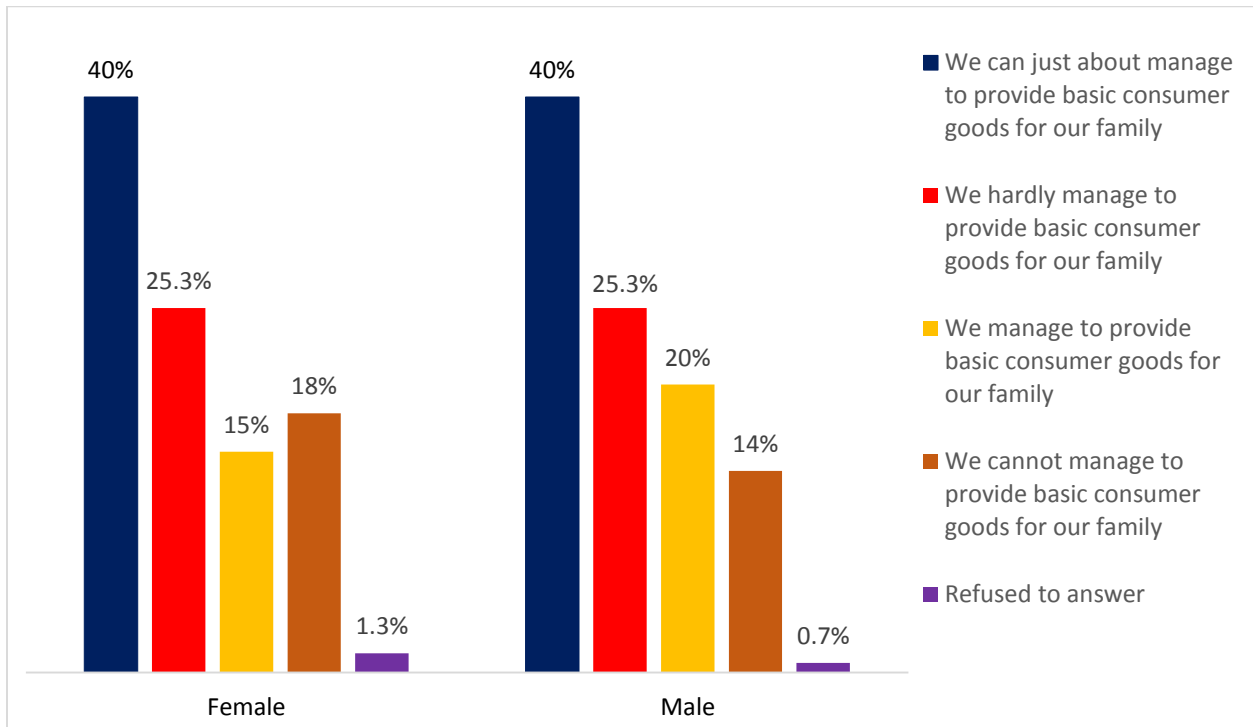
Q4. What is the impact of current market prices on your family’s ability to buy basic consumer goods (e.g. clothing, shoes, etc.)?



❖ Results by city



❖ Results by gender

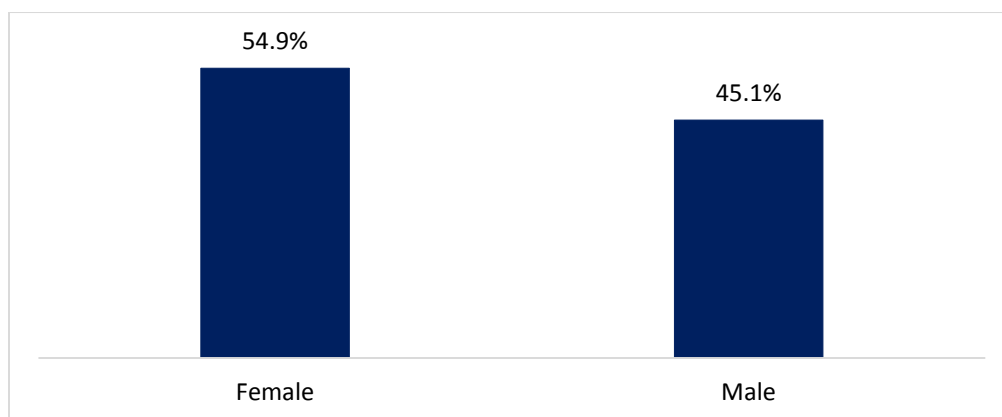


iii. Children

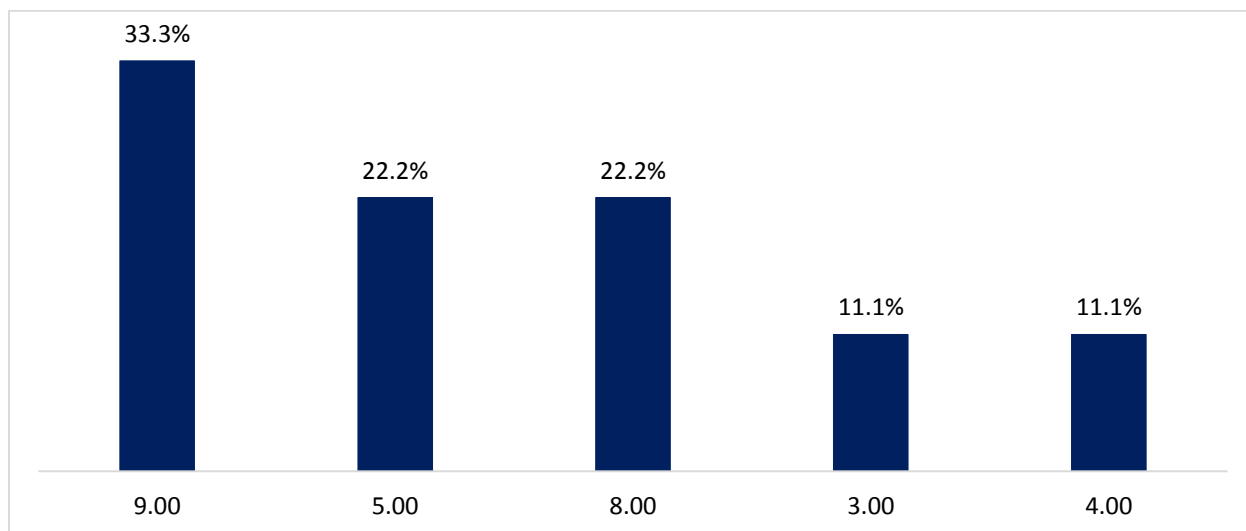
Do you have children? n=121	
Yes	66.9%
No	33.1%

Number of children: n=81	
2.00	42.0%
1.00	33.3%
3.00	18.5%
4.00	4.9%
6.00	1.2%

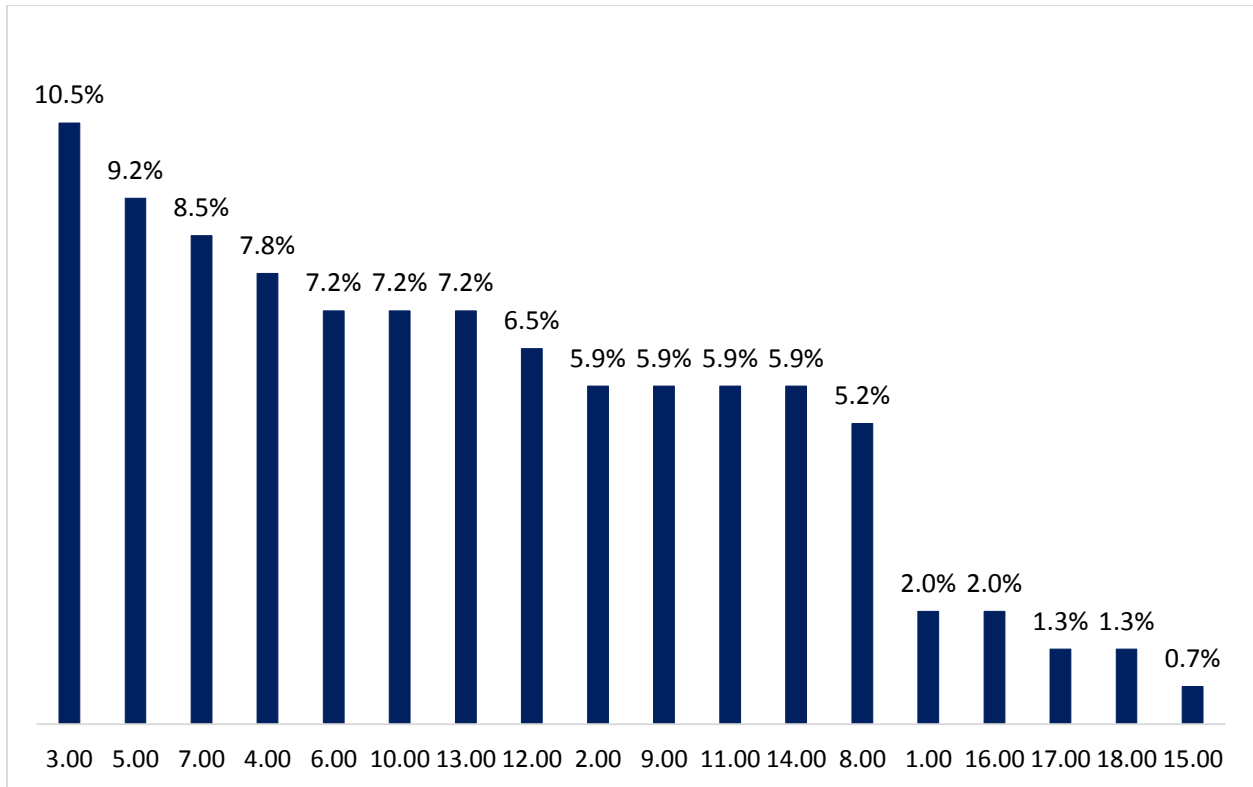
Q5. Please specify the gender of each one of your children: **n=162 (children)**



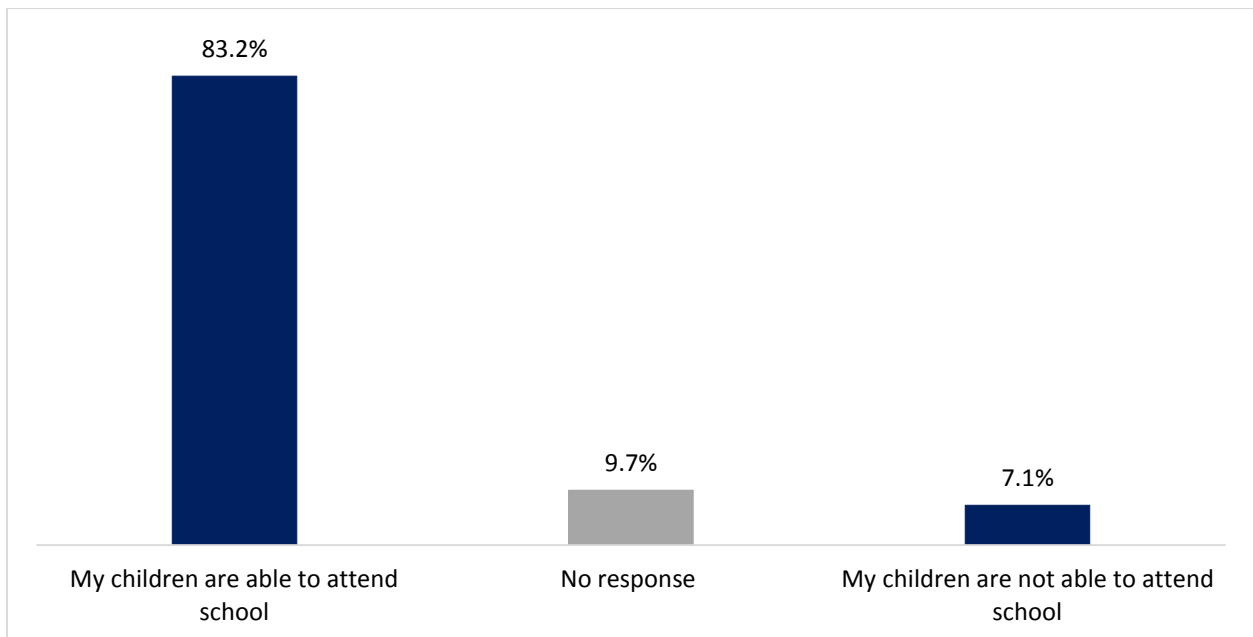
Q5. Please specify the age of each one of your children: Age in Months **n=9 (children)**



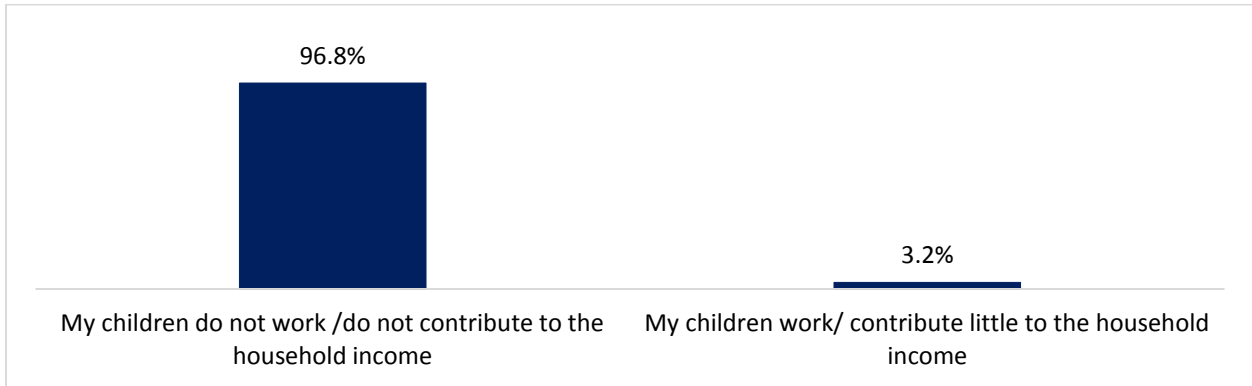
Q5. Please specify the age of each one of your children: Age in Years n=153 (children)



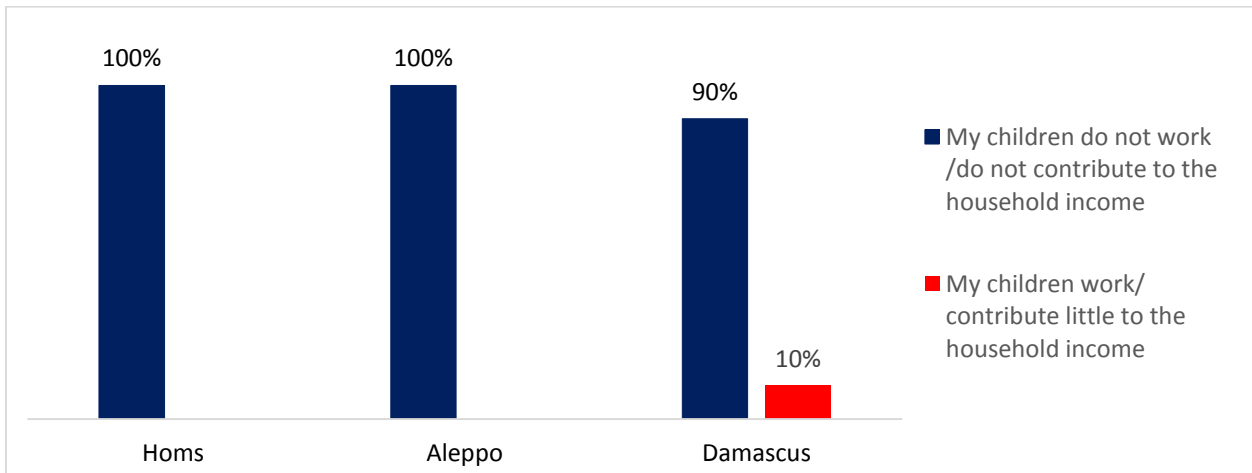
Q5a. Are your children able to attend school? n=113 (children aged between 5 and 18)



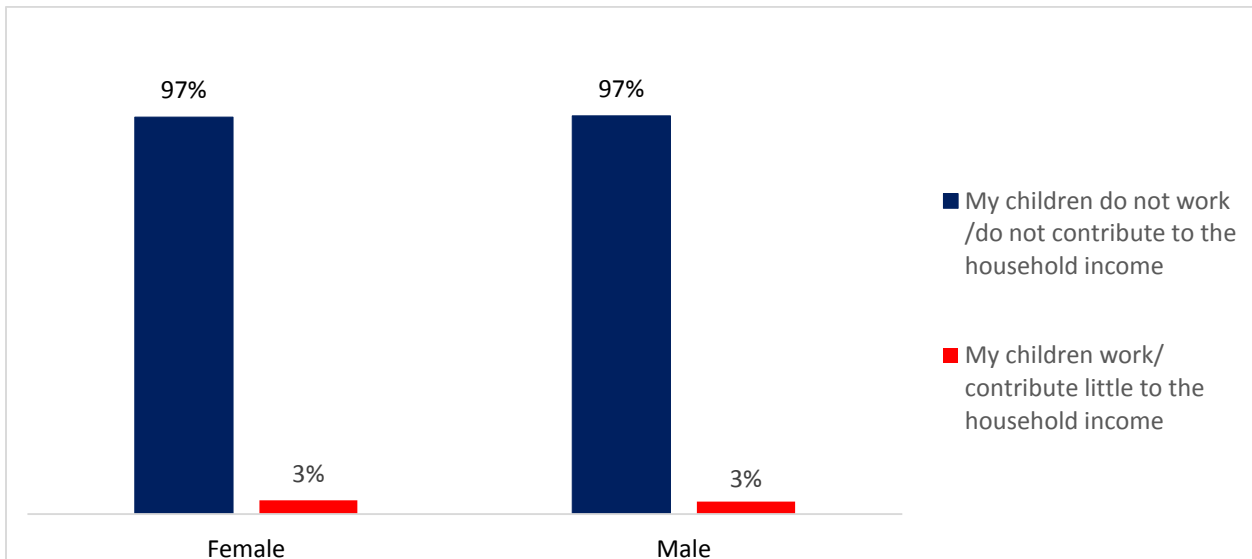
Q6. Due to the current economic situation, some families rely on all members to contribute to the household income. Do your children (up to age 18) work/contribute to the household income? n=63 (Parents)



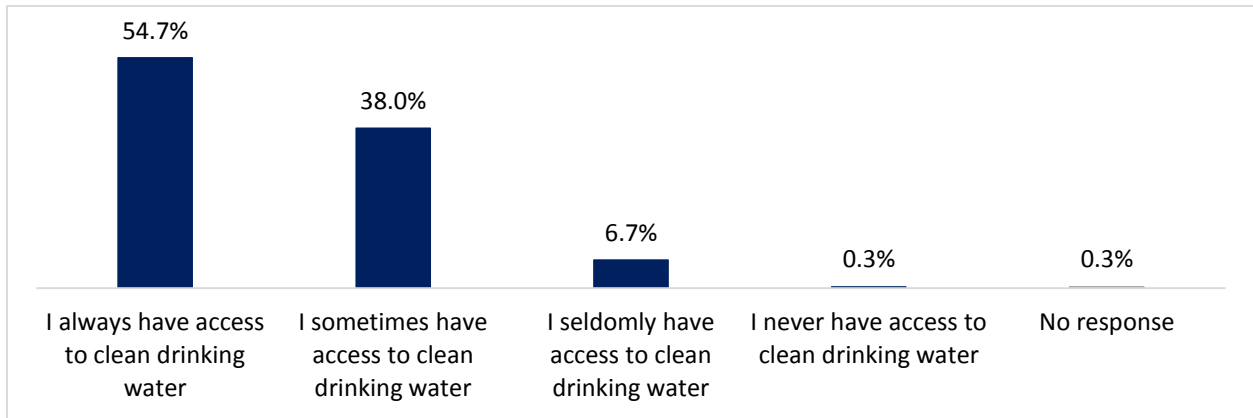
❖ Results by city



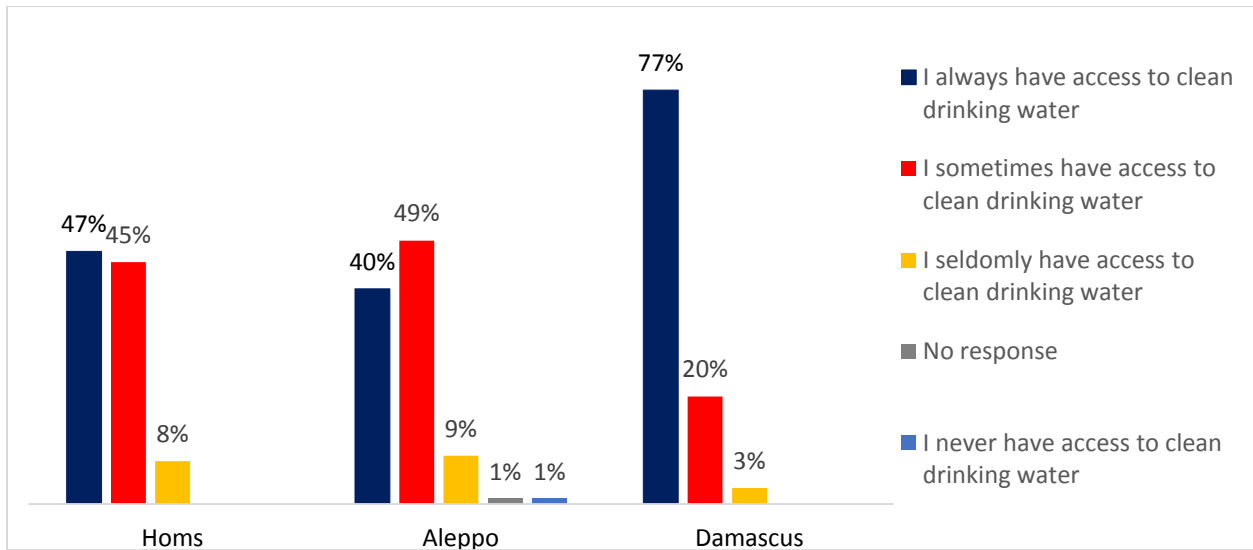
❖ Results by gender



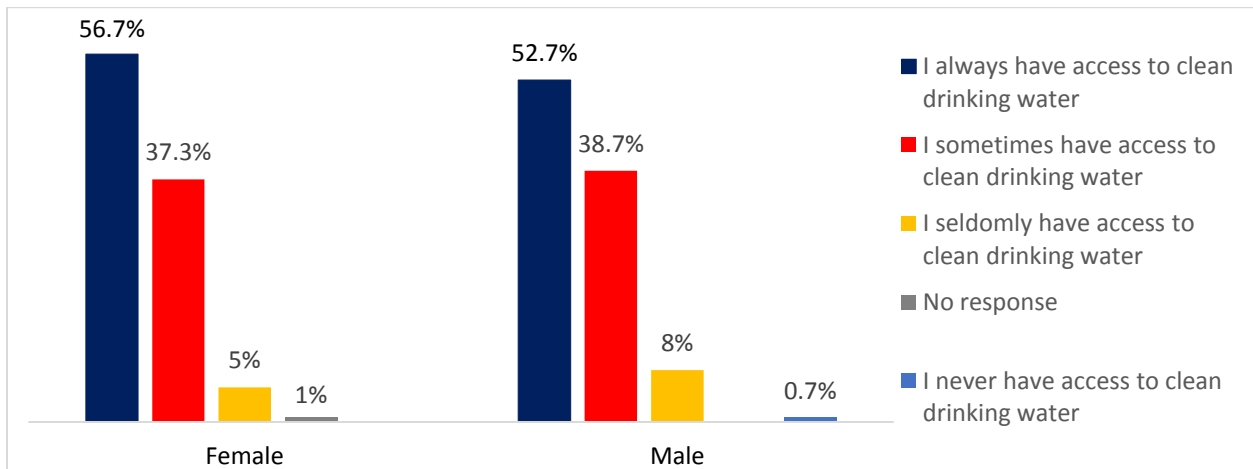
iv. Hygiene and Medical Services
Q7. Do you have adequate access to clean drinking water?



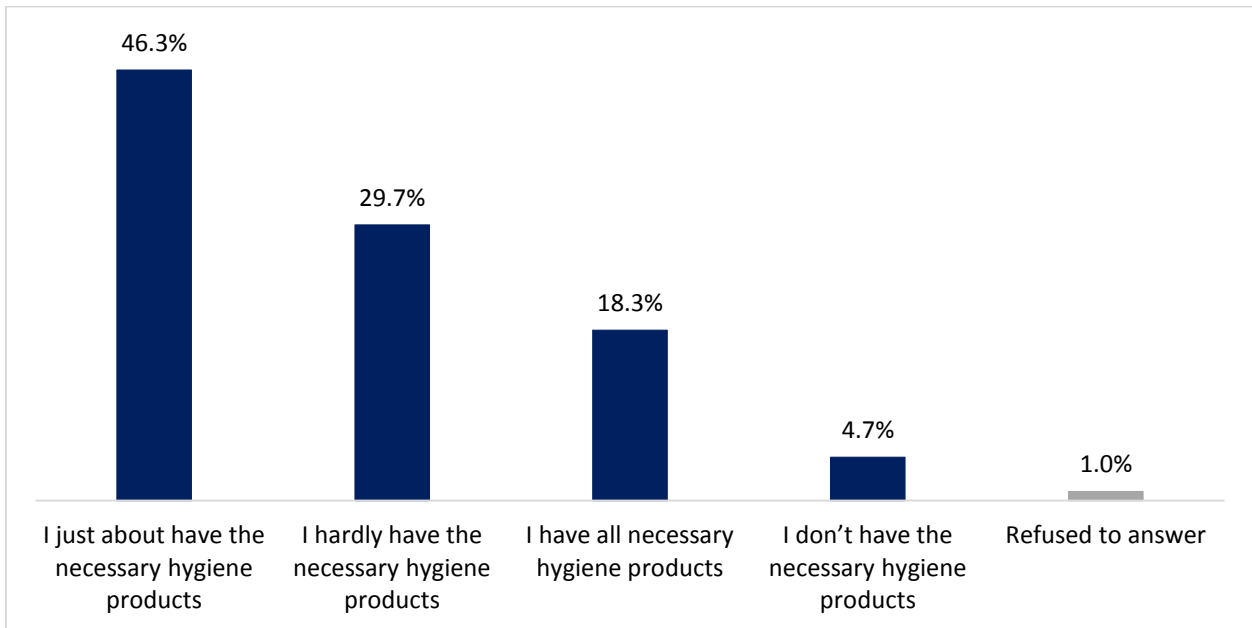
❖ Results by city



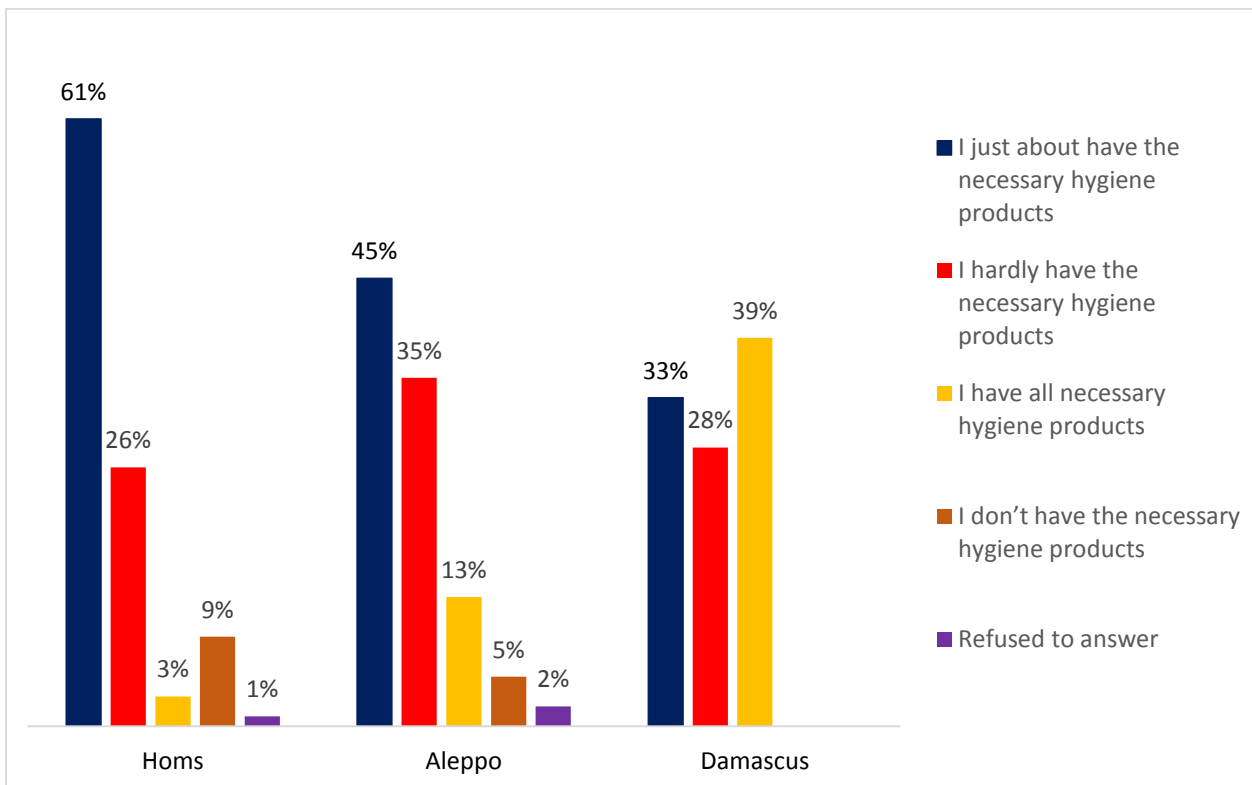
❖ Results by gender



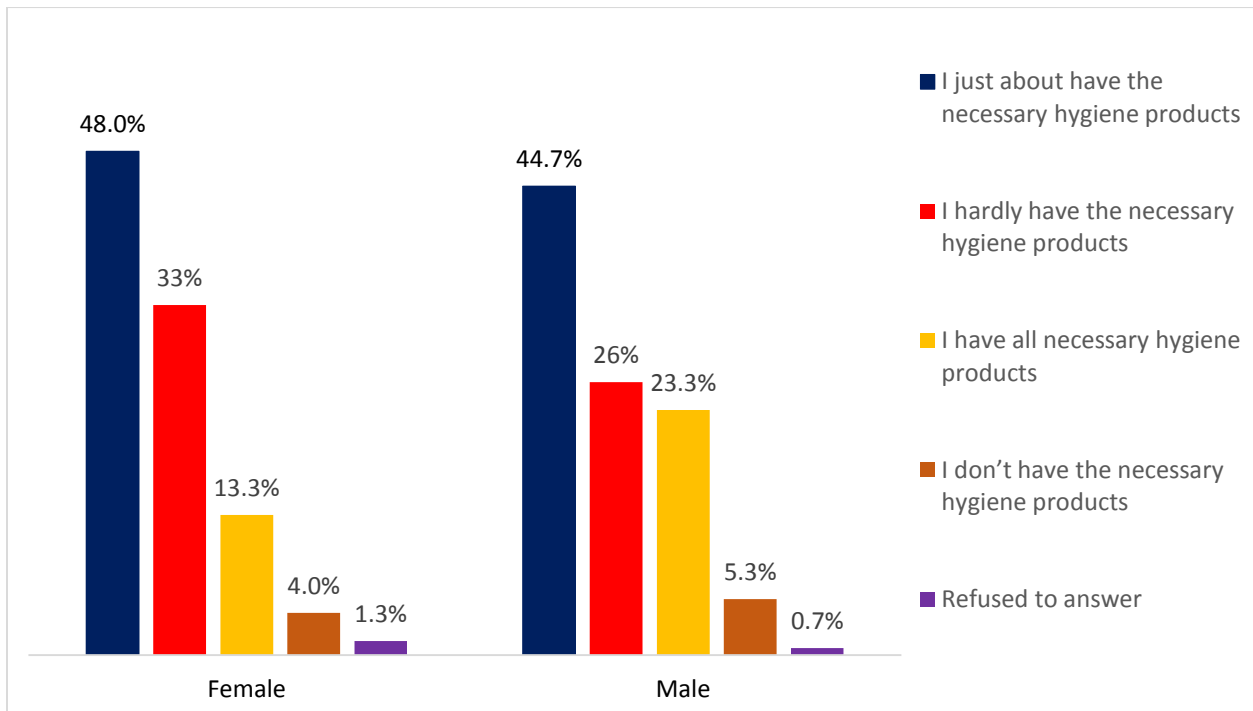
Q8. Do you have access to the necessary hygiene products for yourself? [Hygiene Products are all products for personal hygiene such as soap, shampoo, toothpaste, lotion, sanitizer, feminine hygiene products, etc.]



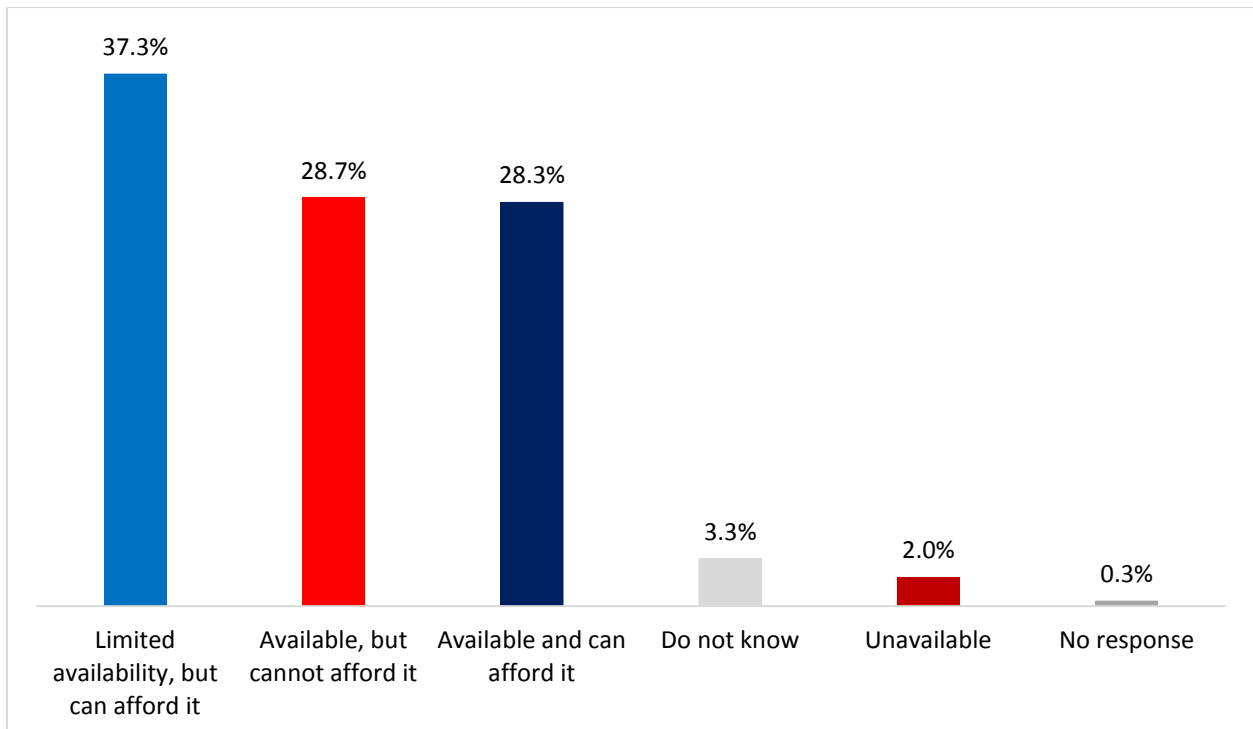
❖ Results by city



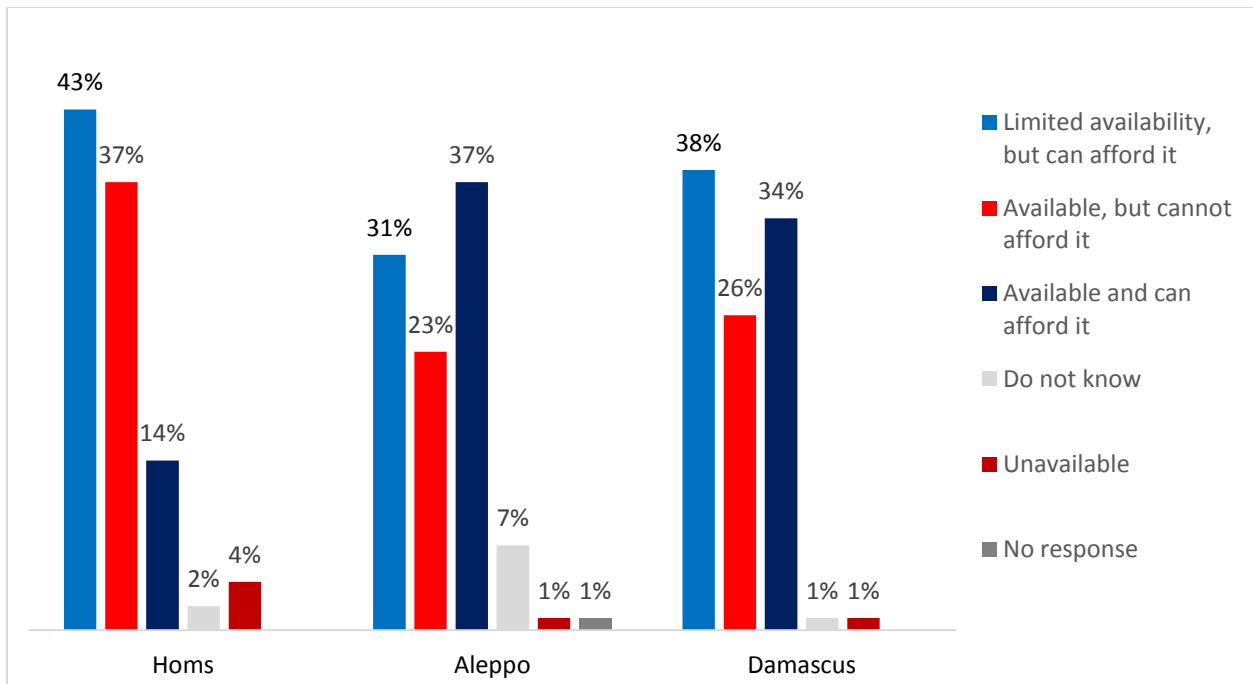
❖ Results by gender



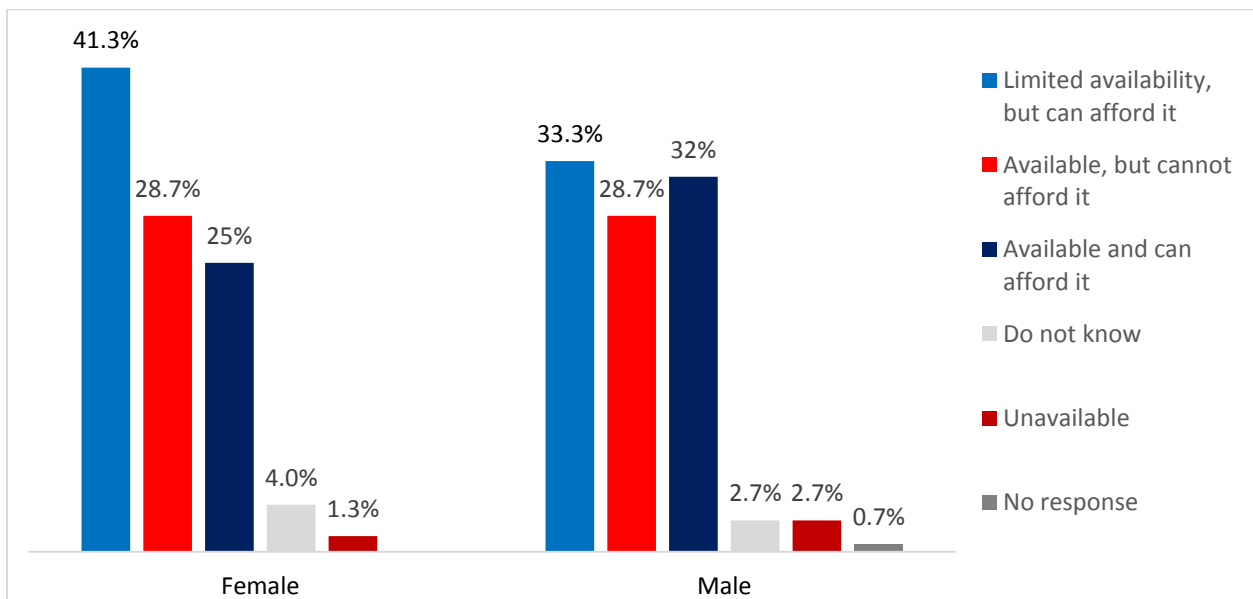
Q9. In general, how would you describe your access to Vaccinations [e.g. vaccines against polio, tetanus, hepatitis, measles, the flu, etc.]



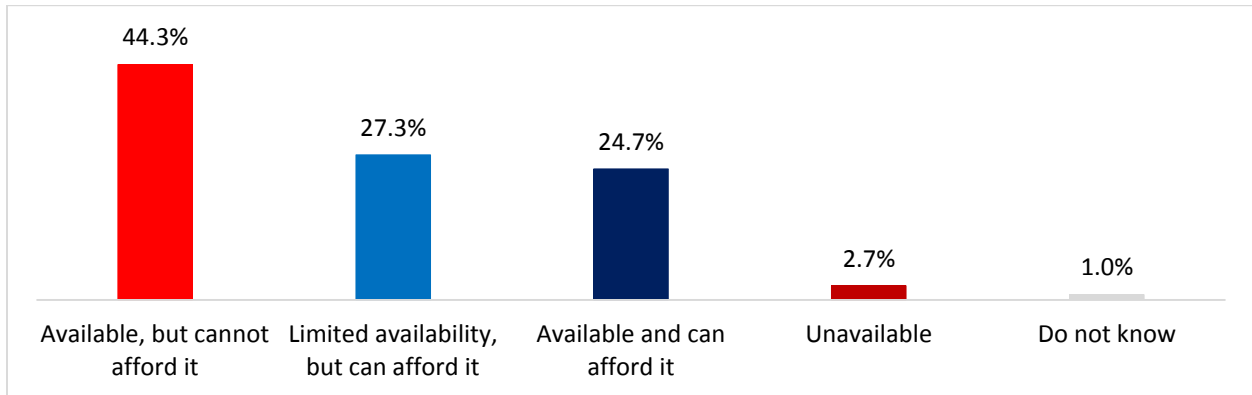
❖ Results by city



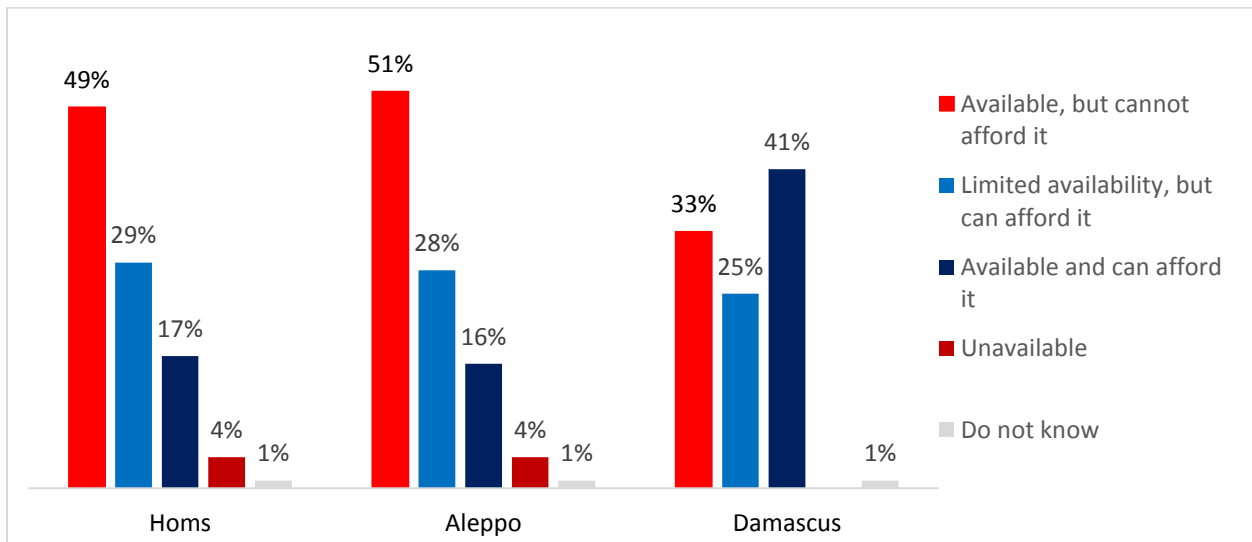
❖ Results by gender



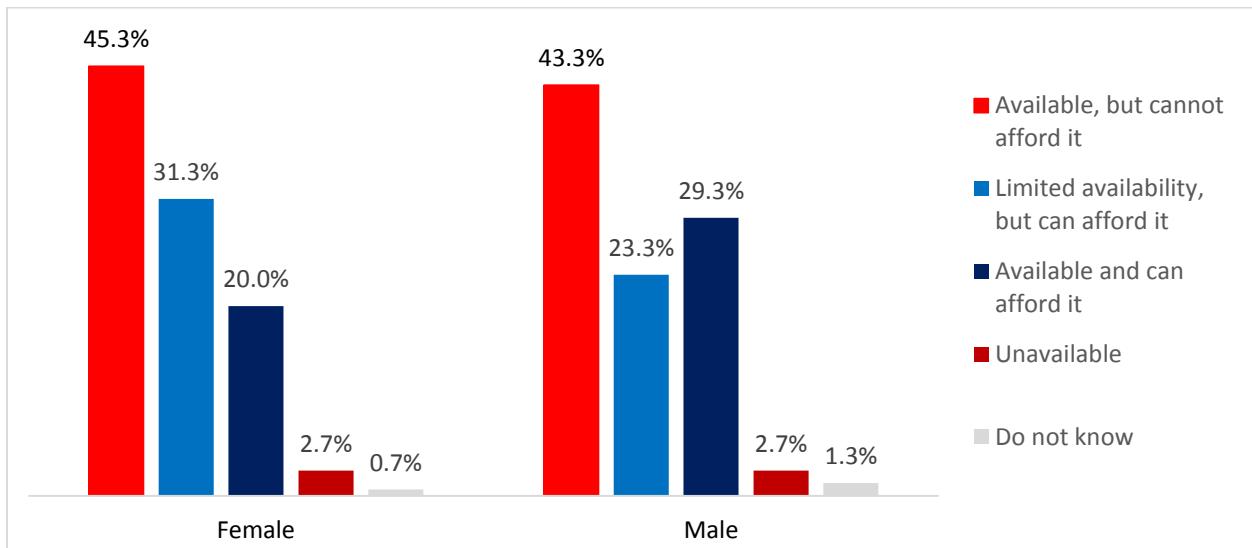
Q9. In general, how would you describe your access to Doctor (general practitioner?)



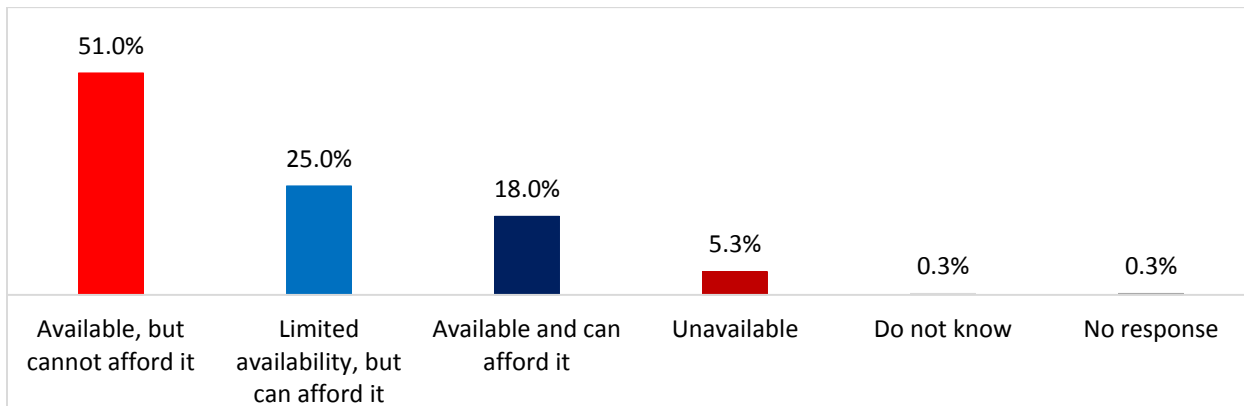
❖ Results by city



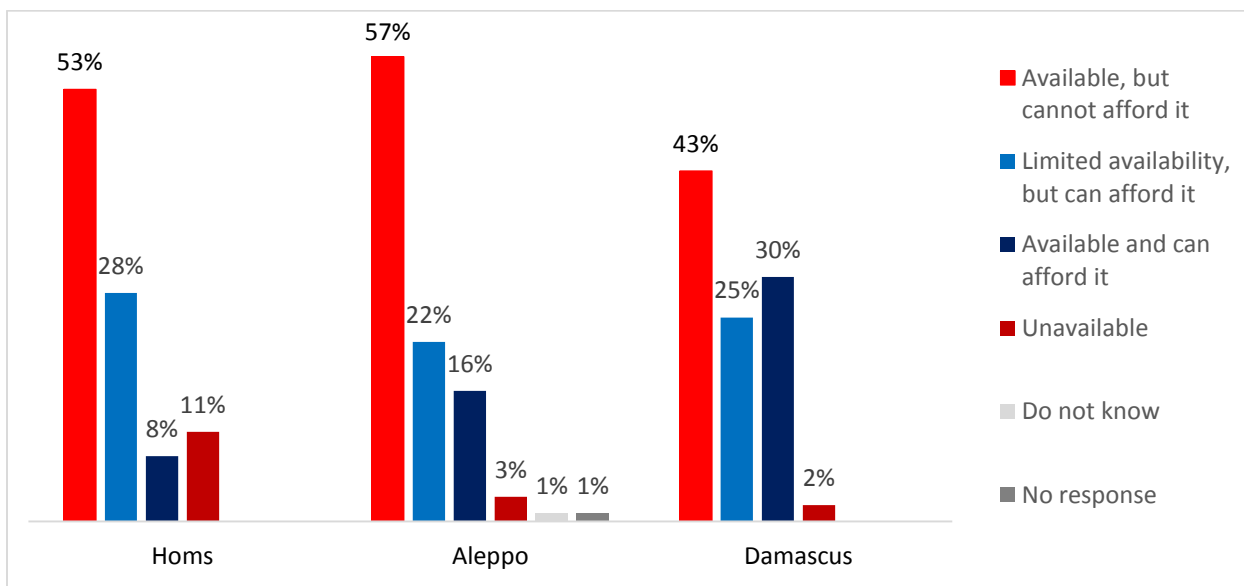
❖ Results by gender



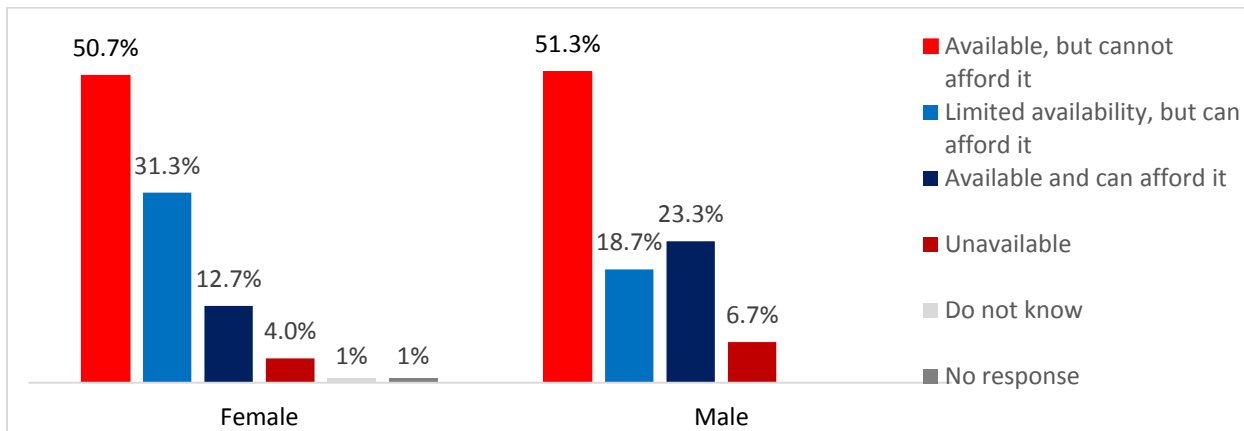
Q9. In general, how would you describe your access to Medical specialist (e.g. dentist, eye specialist, gynaecologist/urologist, paediatrician, etc.?)



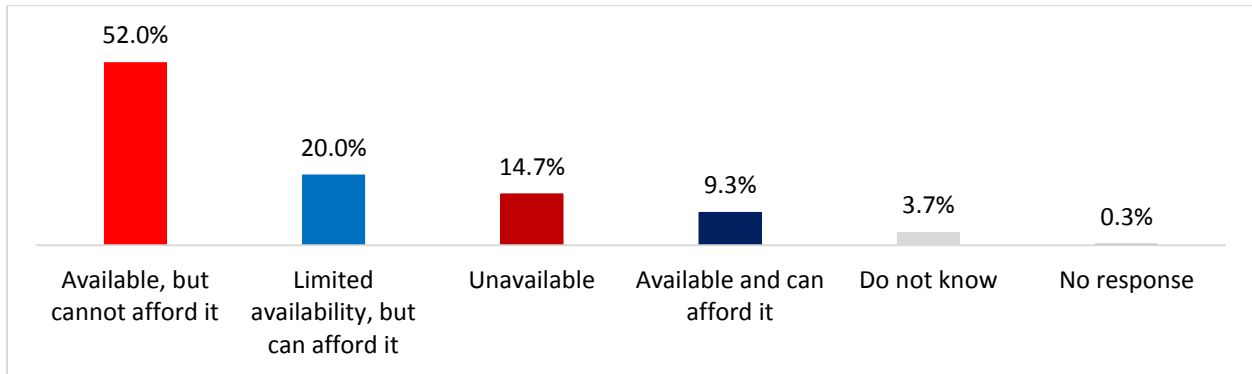
❖ Results by city



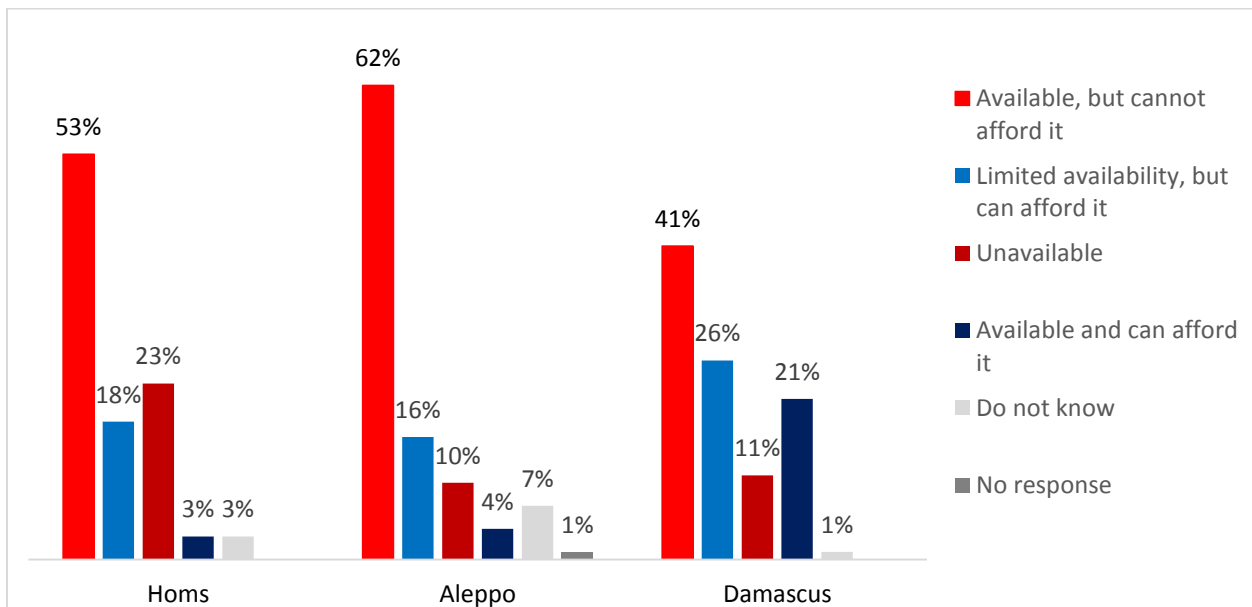
❖ Results by gender



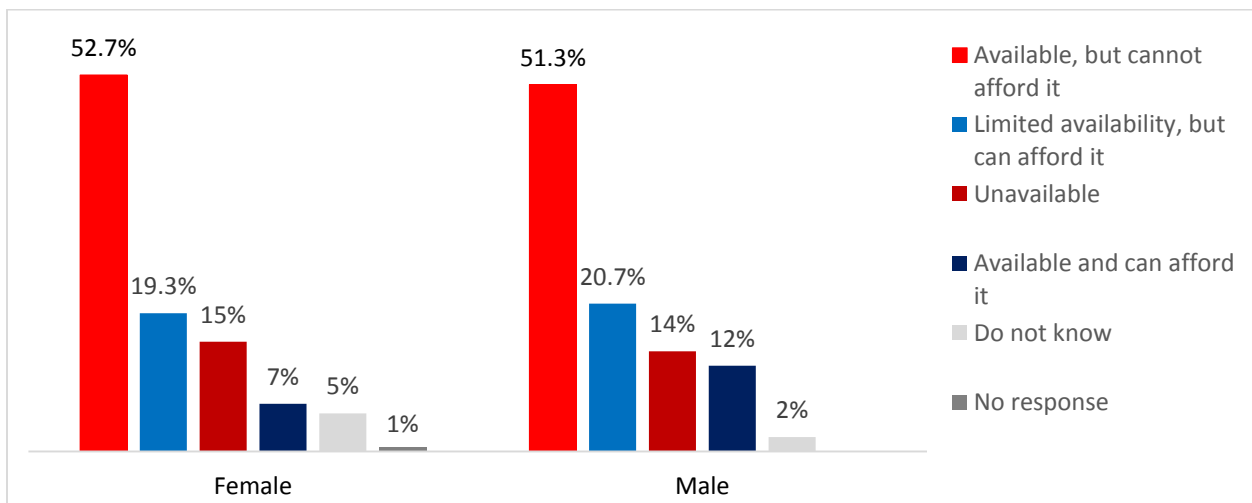
Q9. In general, how would you describe your access to Hospital for treatment/surgery?



❖ Results by city

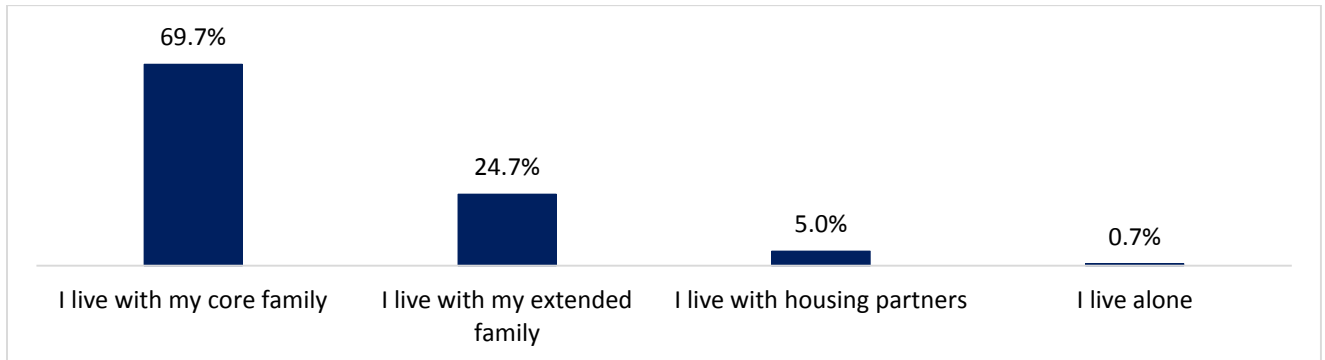


❖ Results by gender

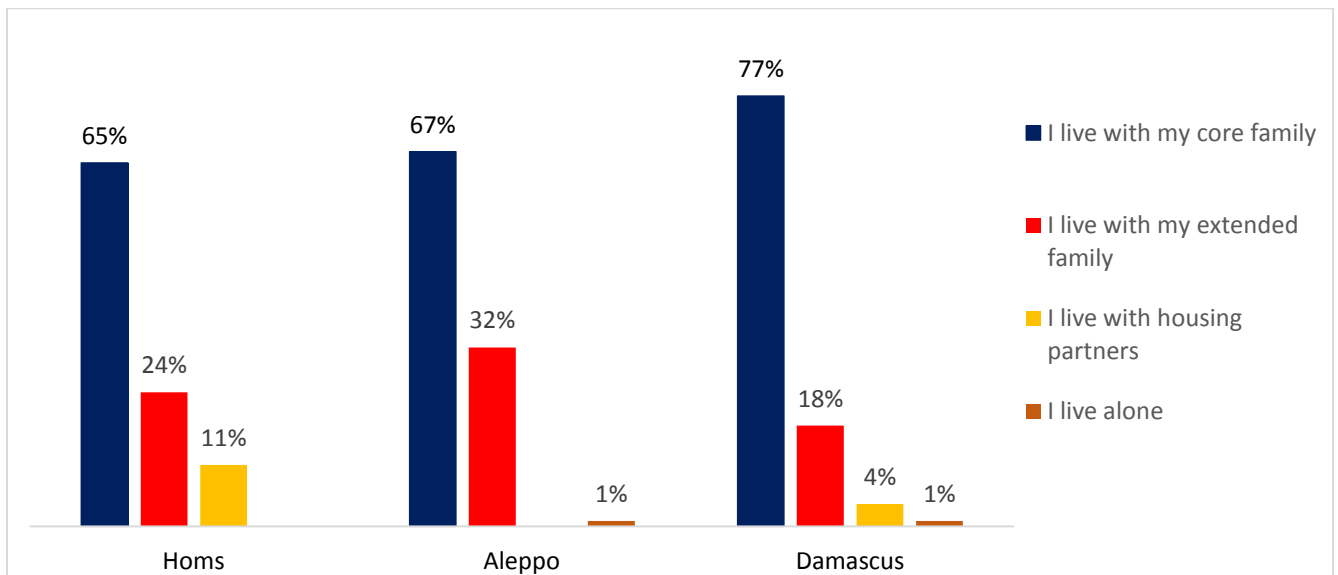


v. **Housing**

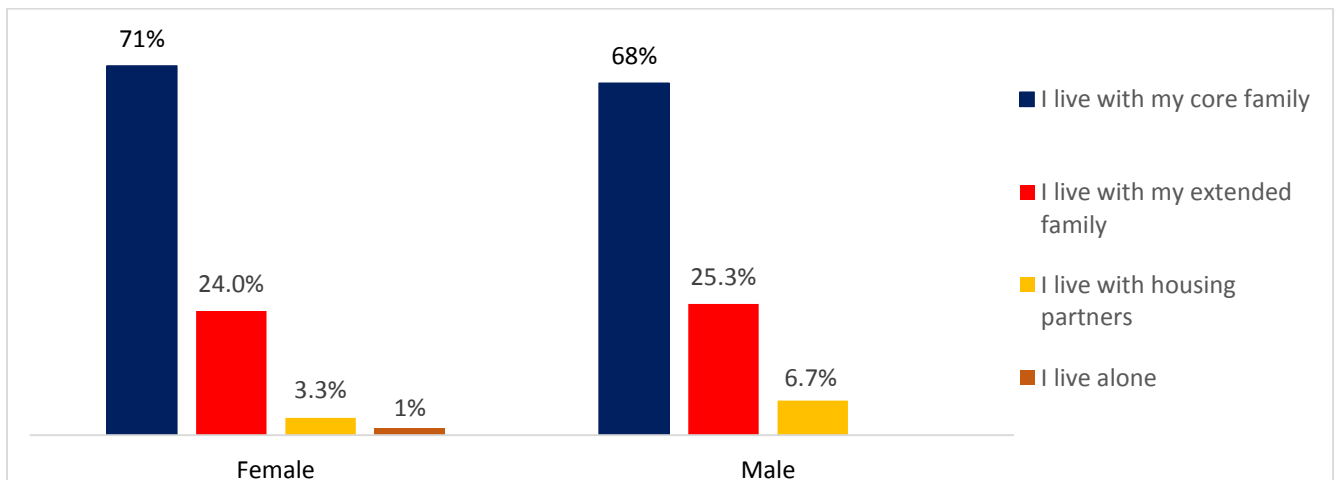
Q10. What is your current housing situation?



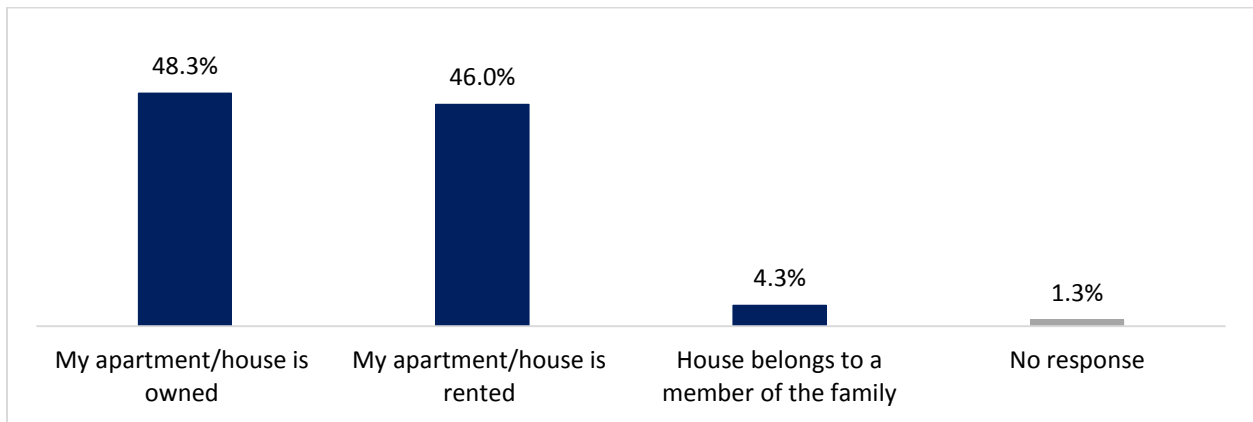
❖ **Results by city**



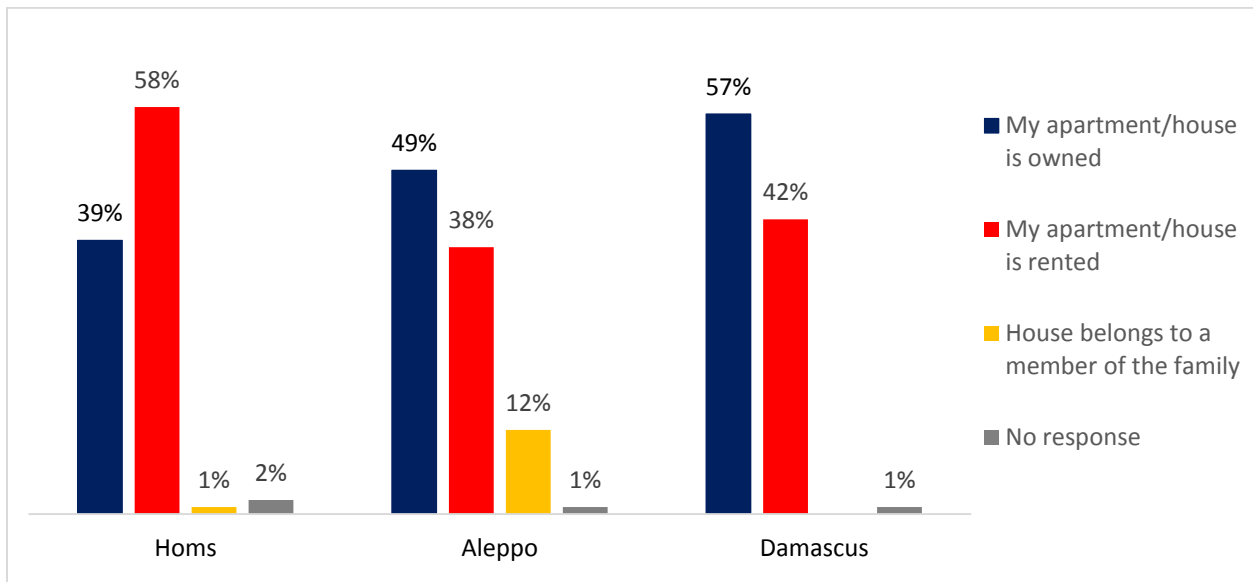
❖ **Results by gender**



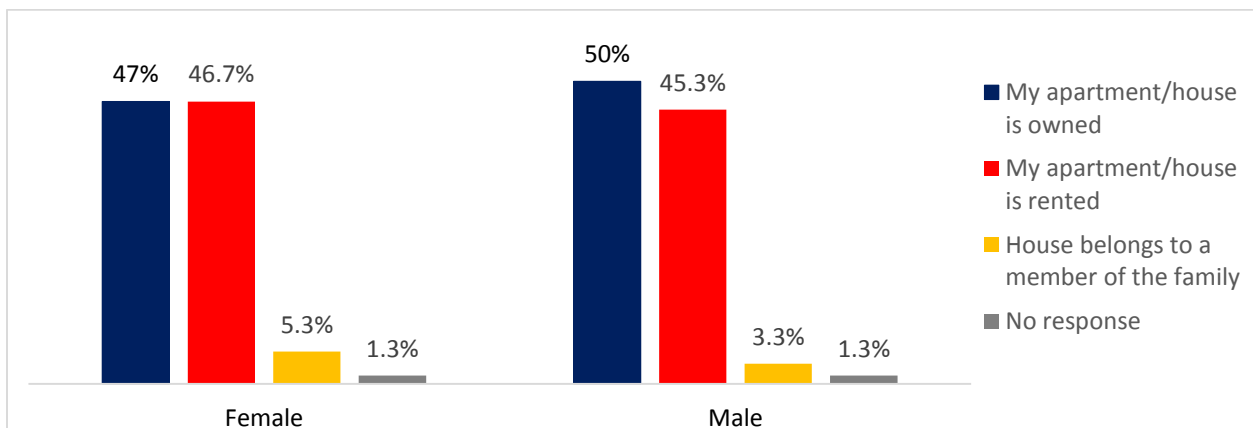
Q11. Is your dwelling rented or owned?



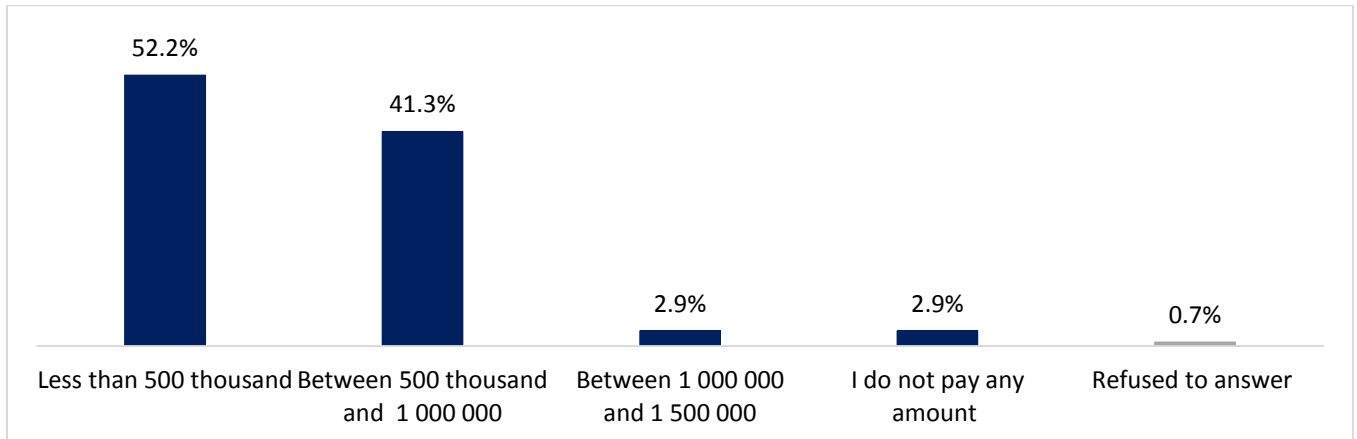
❖ Results by city



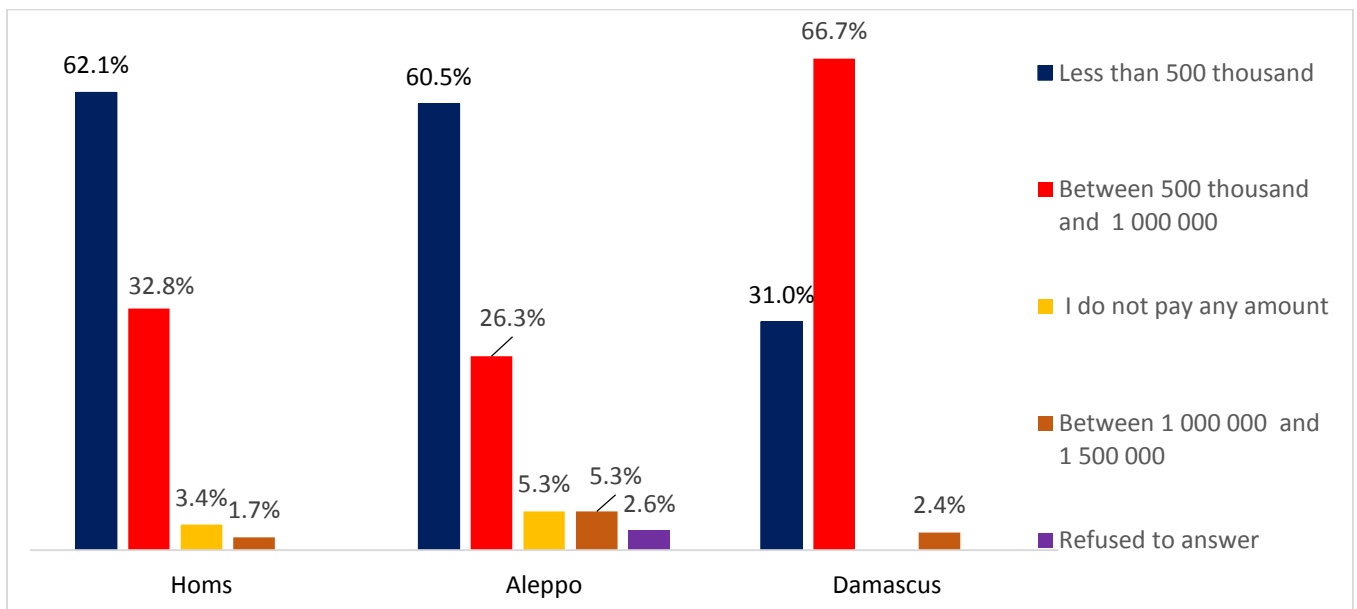
❖ Results by gender



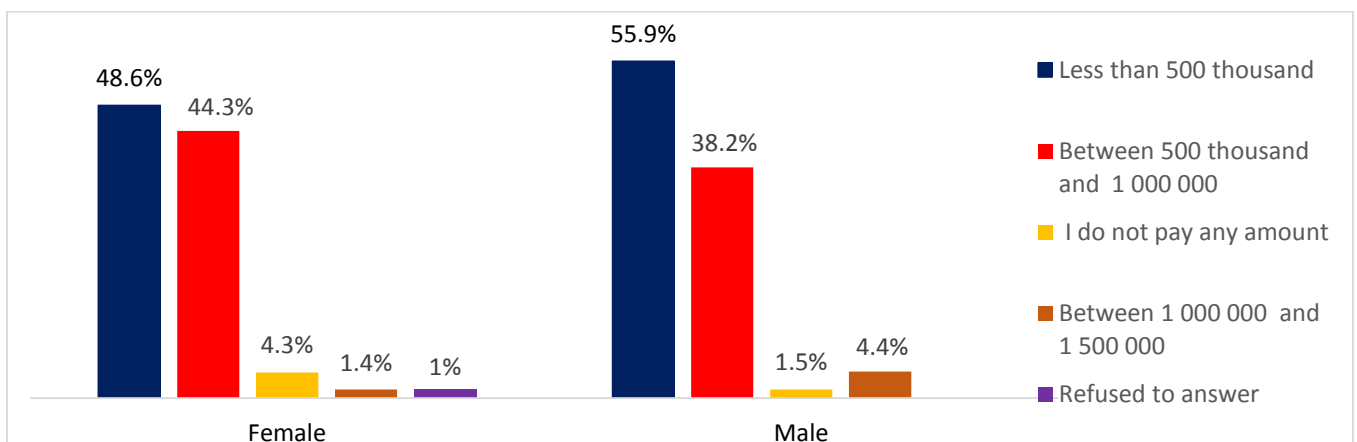
Q12. How much are you paying for your dwelling per month? n=138



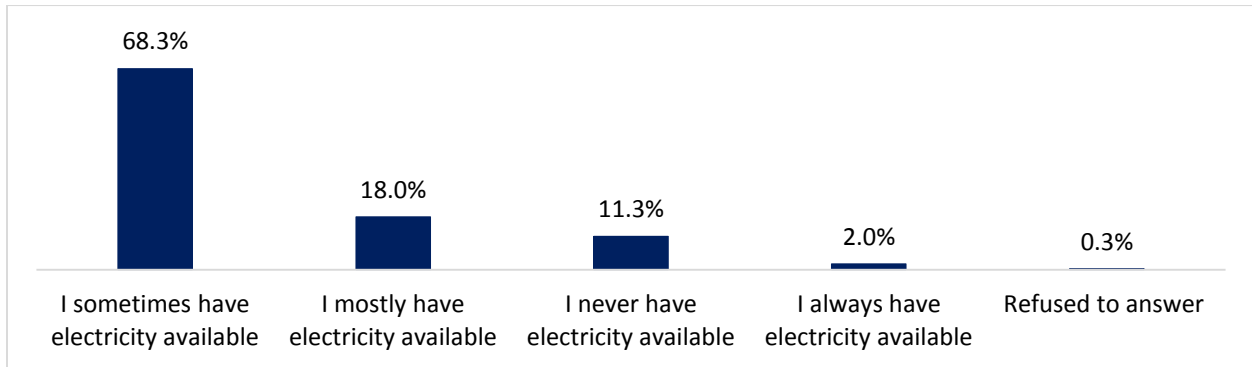
❖ Results by city



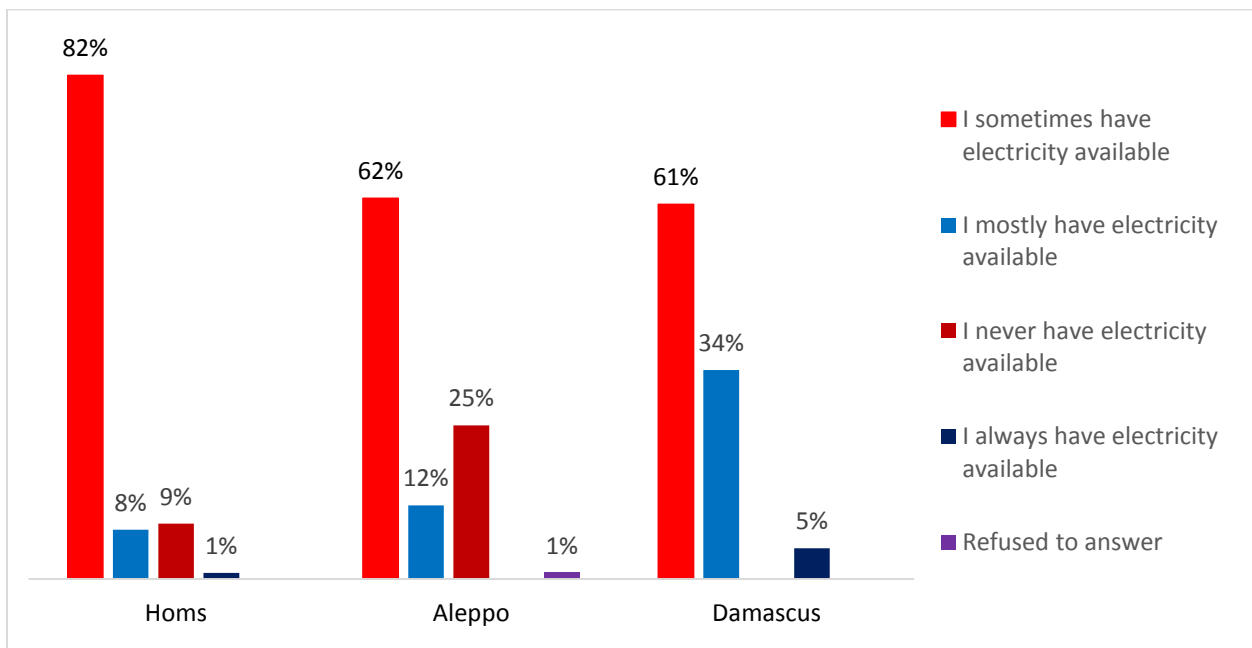
❖ Results by gender



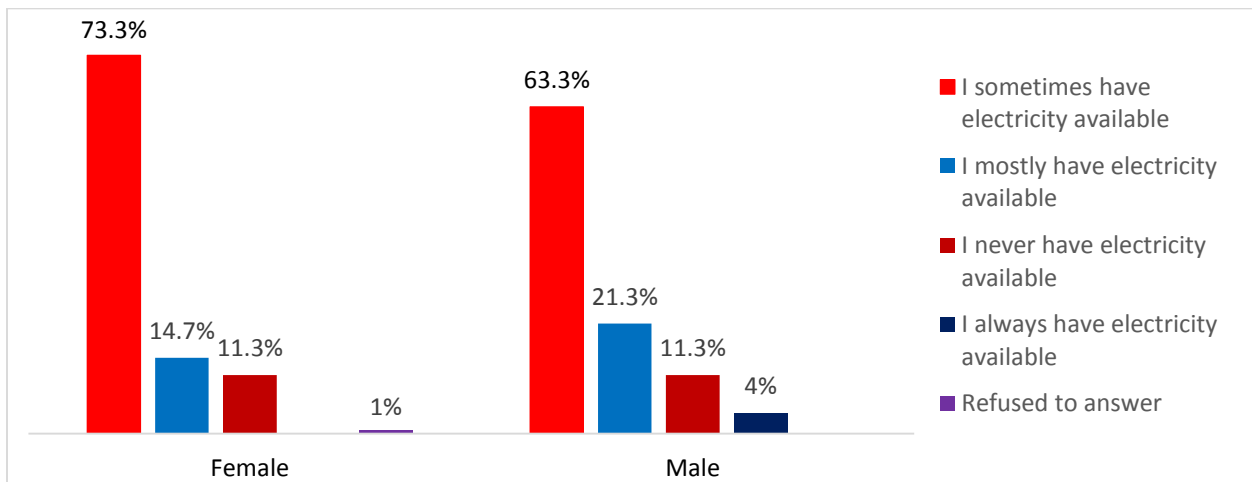
Q13. Do you have electricity in your dwelling?



❖ Results by city



❖ Results by gender



Annex I



Tel & Fax: 05-951320 / 03 – 68 08 65

Commercial Record: 57003 Baabda, Lebanon

Hello my name is....., and I am a researcher with Statistics Lebanon. I am conducting this survey *on behalf of the Country of Origin Information (COI) Unit of the Austrian Federal Office for Immigration and Asylum. This study aims to collect data on the socio-economic situation of residents in Damascus/Homs/Aleppo.*

You have been randomly selected to participate in the study and the answers *given do not have any impact on legal assessments or recommendations on asylum decisions.* All information that will be shared with us will remain confidential. The results will appear in a consolidated report and your name or phone number will not be shared with anyone else.

Would you like to participate?

1. Yes
2. No

1. Gender	
1. Male	2. Female

1a. City	

1b. Zone	

2. How old are you?	
1. 16–19	2. 20-24
3. 25-29	4. 30-35
99. No Response (Do not read) (Stop Interview)	

3. Marital status	
1. Single (Go to Q6)	2. Married
3. Cohabitation	4. Divorced/Separated
5. Widow/Widower	99. No Response (Do not read)

4. Do you have children?	
1. Yes	2. No

4a. Number of children:	
1. 1	2. 2
3. 3	4. 4
5. 5	6. 6 and more
7. No Children	99. Refused to answer (Do not read)

5. What's the highest level of education that you've received?	
1. Illiterate	2. Read and write but without formal education
3. Elementary school	4. Primary school
5. Secondary school	6. High School
7. Bachelor's degree in the Middle East	8. Bachelor's Degree in Western

	Europe/United States
9. Master's /Ph.D	99. Refused to answer (Do not read)

Q1. Are you currently working (either in the formal or informal economy)? (read options)	
1. I am continuously working (go to Q3)	1. I am occasionally working (go to Q3)
2. I am unemployed/don't have any work (go to Q4)	3. I am a student (go to Q4)
4. I am a housewife (go to Q4)	99. No response (do not read) (go to Q4)

Q2. Please indicate the type of your employment (either employed or self-employed): (read options)	
1. Full-time	2. Part-time
3. Several part-time jobs	4. Seasonal work
5. Daily-wage work	99. No response (do not read)

Q3. What is the impact of current food prices on your family's ability to buy food? (read options)	
1. We manage to provide sufficient food stuff for our family	2. We can just about manage to provide sufficient food stuff for our family
3. We hardly manage to provide sufficient food stuff for our family	4. We cannot manage to provide sufficient food stuff for our family
99. Refused to answer (Do not read)	

Q4. What is the impact of current market prices on your family's ability to buy basic consumer goods (e.g. clothing, shoes, etc.)? (read options)	
1. We manage to provide basic consumer goods for our family	2. We can just about manage to provide basic consumer goods for our family
3. We hardly manage to provide basic consumer goods for our family	4. We cannot manage to provide basic consumer goods for our family
99. Refused to answer (Do not read)	

Q5. Please specify the gender and the age of each one of your children:		
Child	Gender	Age
Child 1		
Child 2		
Child 3		
99. Refused to answer (Do not read)		

Q5a. Are your children able to attend school? (read options)			
	1. My children are able to attend school	2. My children are not able to attend school	99. No response (do not read)
Child 1			
Child 2			

.Q6 Due to the current economic situation, some families rely on all members to contribute to the household income. Do your children (up to age 18) work/contribute to the household income?	
1. My children work/contribute significantly to the household income	2. My children work/contribute somewhat to the household income
3. My children work/ contribute little to the household income	4. My children do not work /do not contribute to the household income
99. No response (do not read)	

Q7. Do you have adequate access to clean drinking water? (read options)	
1. I always have access to clean drinking water	2. I sometimes have access to clean drinking water
3. I seldomly have access to clean drinking water	4. I never have access to clean drinking water
99. No response (do not read)	

Q8. Do you have access to the necessary hygiene products for yourself? [Hygiene Products are all products for personal hygiene such as soap, shampoo, toothpaste, lotion, sanitizer, feminine hygiene products, etc.] (read options)	
1. I have all necessary hygiene products	2. I just about have the necessary hygiene products
3. I hardly have the necessary hygiene products	4. I don't have the necessary hygiene products
99. Refused to answer (do not read)	

Q9. In general, how would you describe your access to each of the following services? (read options)

	Available and can afford it	Limited availability, but can afford it	Available, but cannot afford it	Unavailable	Do not know (do not read)	No response (do not read)
A. Vaccinations [e.g. vaccines against polio, tetanus, hepatitis, measles, the flu, etc.]						
B. Doctor (general practitioner)						
C. Medical specialist (e.g. dentist, eye specialist, gynecologist/urologist, pediatrician, etc.)						
D. Hospital for treatment/surgery						

Q10. What is your current housing situation: (read options)	
1. I live alone	2. I live with housing partners
3. I live with my core family	4. I live with my extended family
5. Other: specify	99. No response (do not read)

Q11. Is your dwelling rented or owned?	
1. My apartment/house is owned (Go to Q13)	2. My apartment/house is rented
3. Other: specify	99. No response (do not read)

Q12. How much are you paying for your dwelling per month? (read options)	
1. Less than 500 thousand	2. Between 500 thousand and 1 000 000
3. Between 1 000 000 and 1 500 000	4. Between 1 500 000 and 2 000 000
5. 2 000 000 and/or more	6. I do not pay any amount (do not read)
99. Refused to answer (Do not read)	

Q13. Do you have electricity in your dwelling? (read options)	
1. I always have electricity available	2. I mostly have electricity available
3. I sometimes have electricity available	4. I never have electricity available
99. Refused to answer (Do not read)	

Q14. How much does your household earn per month? (read options)	
1. Less than 200 000	2. Between 200 000 and 500 000
3. Between 500 000 and 1 000 000	4. Between 1 000 000 and 2 000 000
5. 2 000 000 and 3 000 000	6. 3 000 000 and 5 000 000
7. More than 5 000 000	8. I don't know (Do not read)
99. Refused to answer (Do not read)	

- 1 IRAQ**
Socio-Economic Survey 2021
- 2 AFGHANISTAN**
Socio-Economic Survey 2021
- 3 TUNISIA**
Socio-Economic Survey 2022
- 4 EGYPT**
Socio-Economic Survey 2022
- 5 LEBANON**
Socio-Economic Survey 2022
- 6 SYRIA**
Socio-Economic Survey 2022

www.bfa.gv.at
www.staatendokumentation.at



This project was co-financed by the Asylum, Migration and Integration Fund