
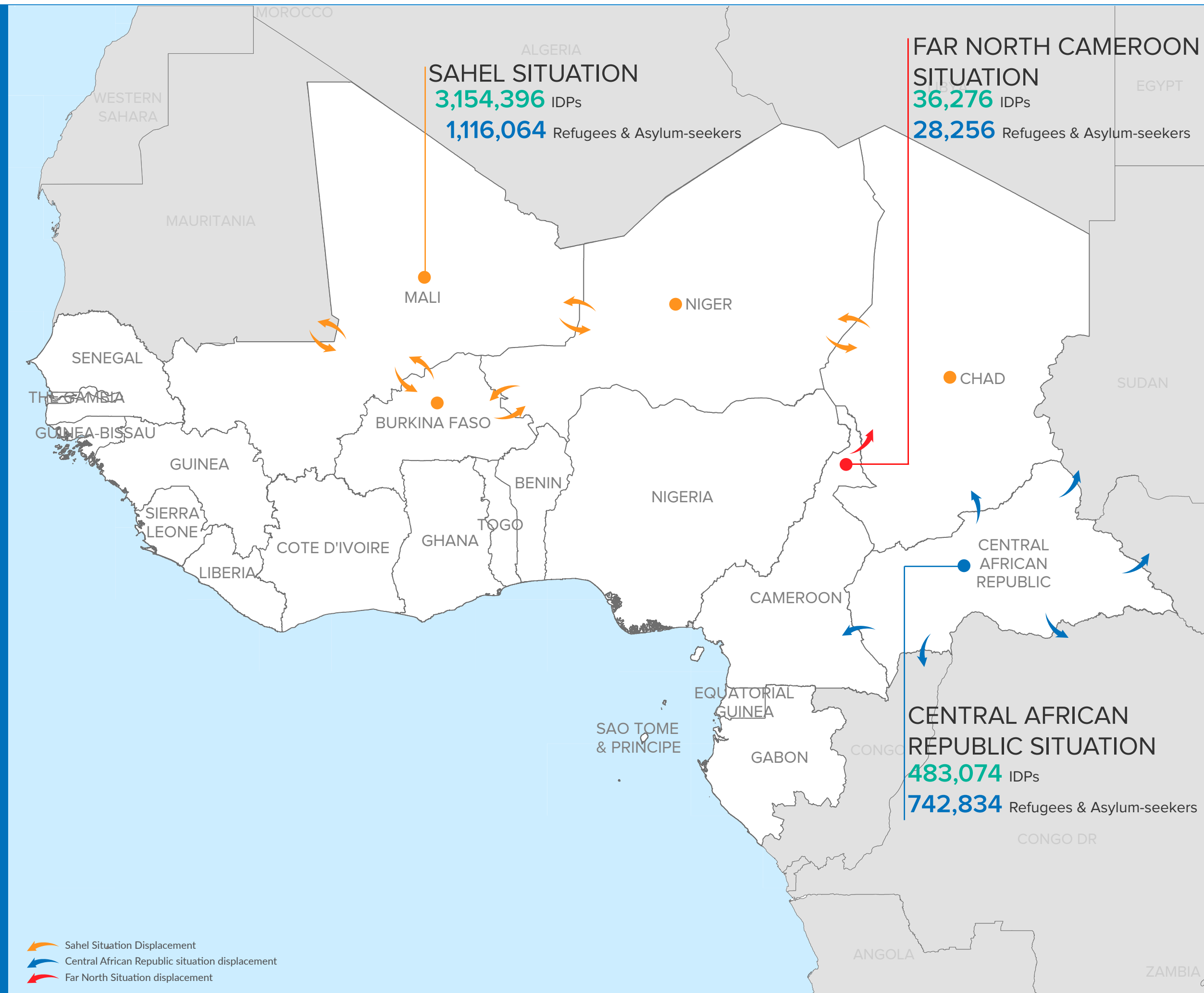
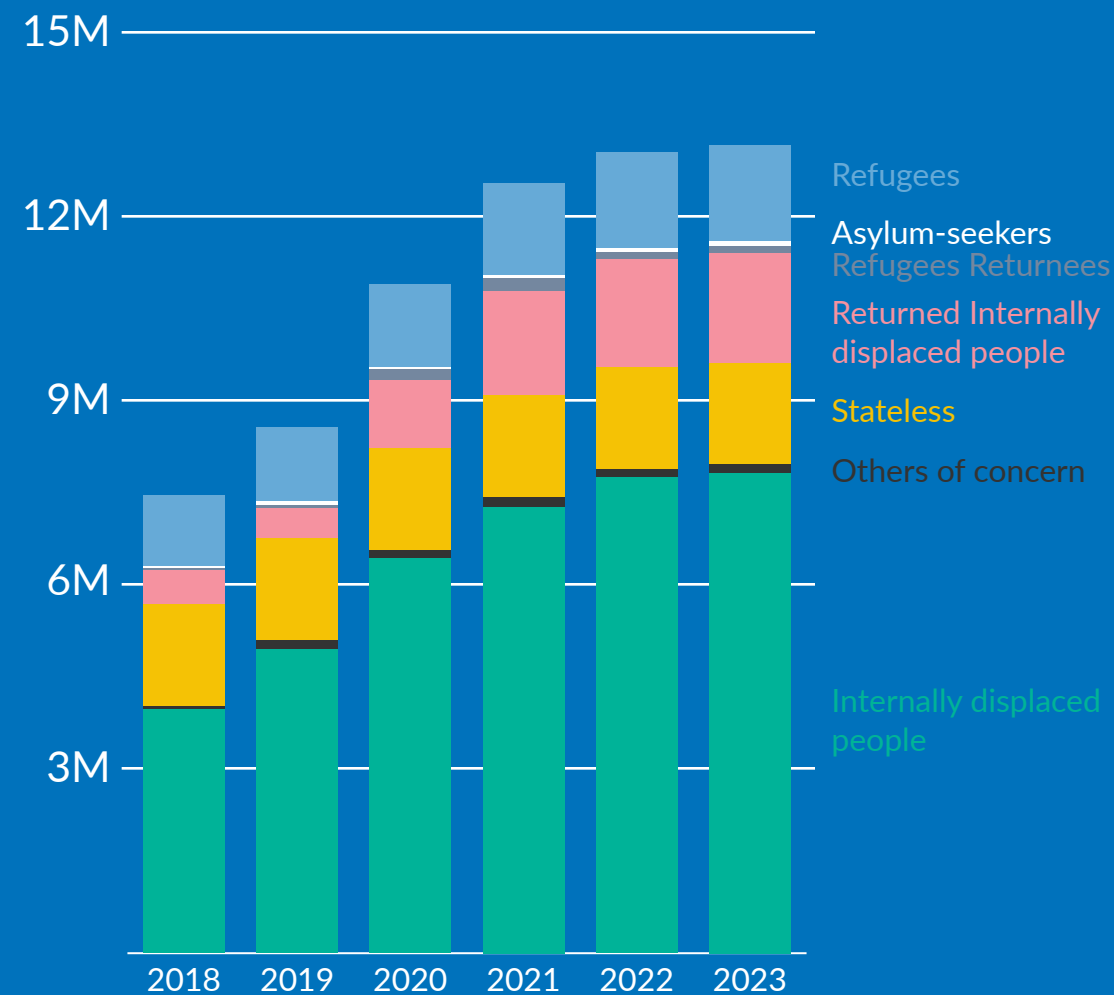


13.1 MILLION FORCIBLY DISPLACED PEOPLE



General Trends 2018 - 2023



13.1 MILLION
FORCIBLY DISPLACED
POPULATION

The total forcibly displaced and stateless population to UNHCR in West and Central Africa (WCA) relates to the people UNHCR is mandated to protect and assist. It includes those who have been forcibly displaced; those who have returned home within recent years; those who are stateless or at risk of statelessness; and other groups to whom UNHCR has extended its protection or assisted on a humanitarian basis.

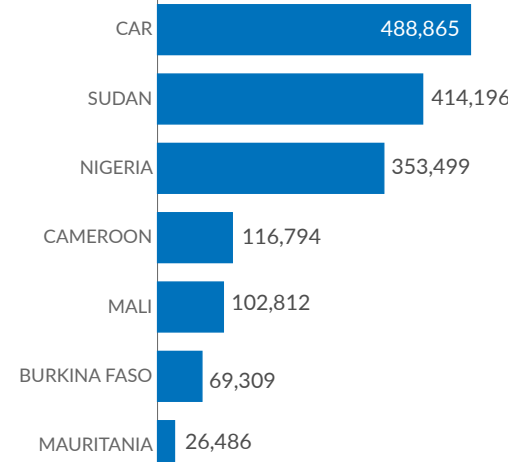
1.6 MILLION REFUGEES
& ASYLUM-SEEKERS
7.8 MILLION INTERNALLY
DISPLACED PERSONS
1.6 MILLION STATELESS & AT
RISK OF STATELESSNESS
1.8 MILLION RETURNED
INTERNALLY DISPLACED
0.1 MILLION REFUGEES
RETURNEES
0.1 MILLION OTHERS
OF CONCERN

The total of 1.6 million refugees represents an 3% increase from March 2022. Chad hosts the largest number of refugees in the region with 36%. Cameroon is the second largest refugee-hosting country in the region with 30%. CAR, Sudan, and Nigeria are the main countries of origin (together 76%) of the region's refugees with a contribution of 30%, 25%, and 21% respectively.

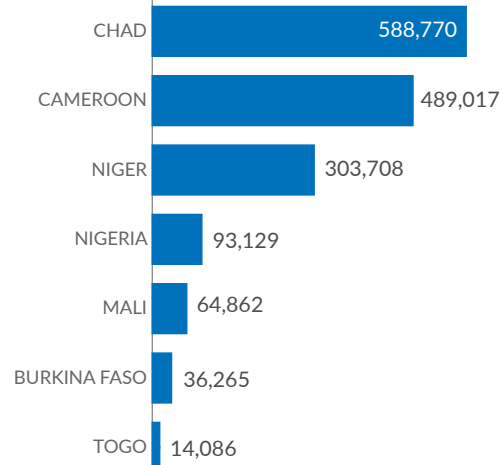
The number of internally displaced rose to an estimated 7.8 million. Nigeria hosts 41% of IDP population in the region. Burkina Faso is the second largest country in terms of IDPs (26%).

The Lake Chad Basin hosts 34% of forcibly displaced population in West and Central Africa. Central Sahel hosts the second largest number (33%) with the majority being Internally Displaced Persons in Burkina Faso (63%).

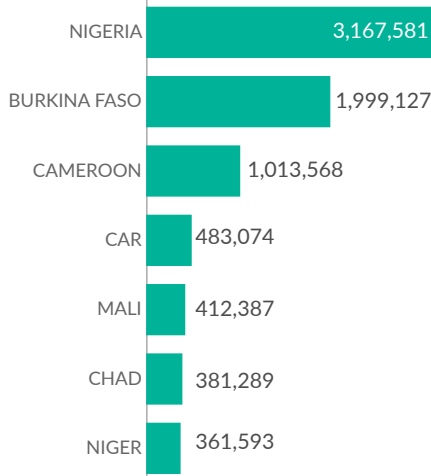
MAIN COUNTRIES OF ORIGIN



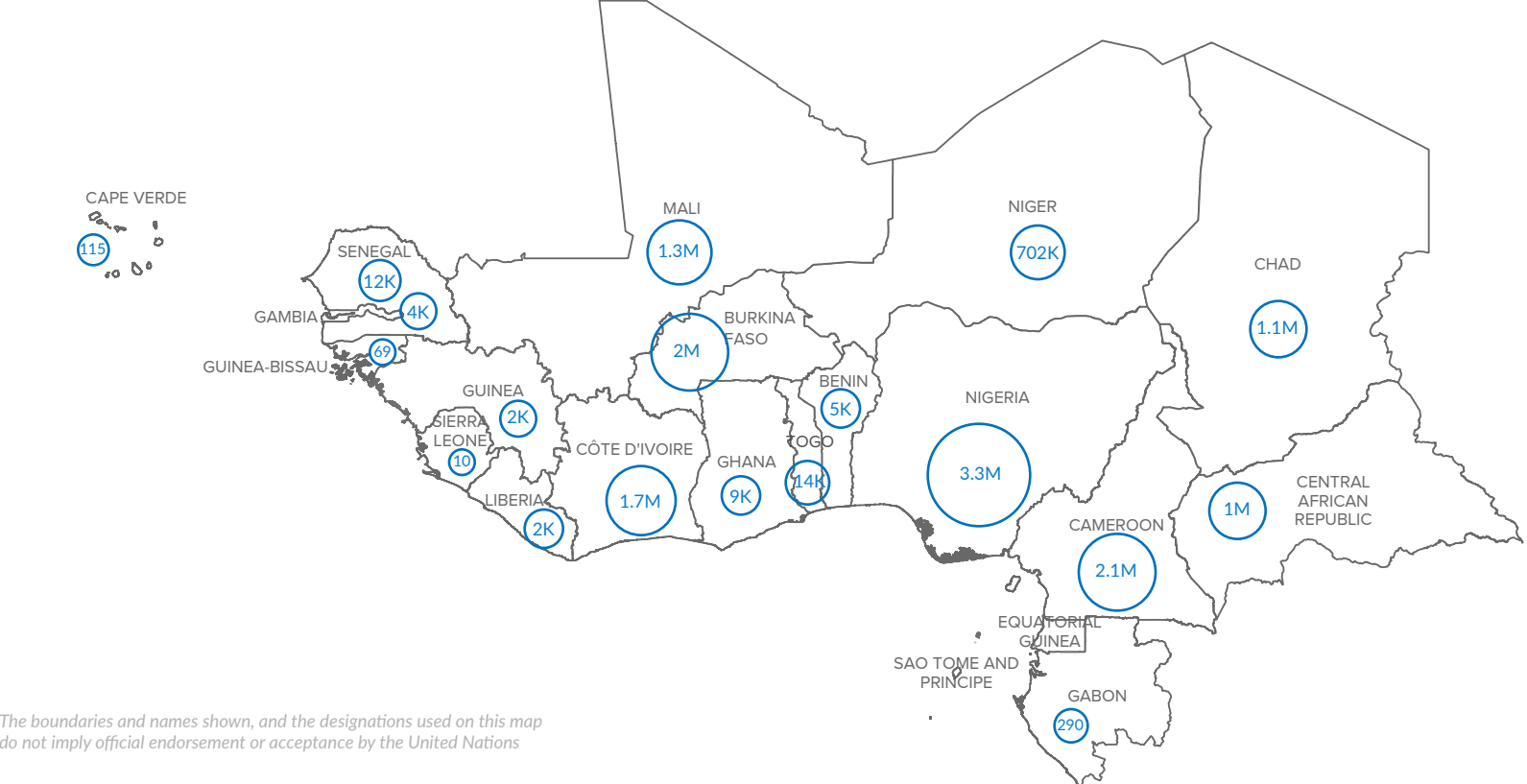
MAIN COUNTRIES OF ASYLUM



INTERNAL DISPLACEMENTS



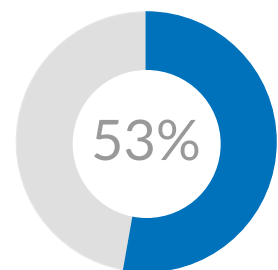
PERSONS OF CONCERN BY COUNTRY



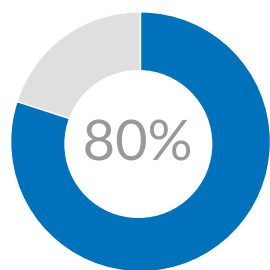
	REFUGEES	ASYLUM SEEKERS	REF. RETURNEES	IDPs	RETURNED IDP	STATELESS	OTHERS	TOTAL
BENIN	2,682	2,298						4,980
BURKINA FASO	35,712	553		1,999,127				2,035,392
CAMEROON	479,805	9,212		1,013,568	557,886			2,060,471
CAPE VERDE						115		115
CAR	11,317	483	31,662	483,074	499,430			1,025,966
CHAD	583,356	5,414		381,289			101,551	1,071,610
COTE D'IVOIRE	5,657	4,035				1,656,330		1,666,022
GABON	212	78						290
GAMBIA	3,742	399						4,141
GHANA	6,272	2,585						8,857
GUINEA	2,203	57						2,260
GUINEA BISSAU	32	37						69
LIBERIA	1,555	575						2,130
MALI	63,977	885	84,898	412,387	723,647			1,285,794
NIGER	255,563	48,145		361,593			37,606	702,907
NIGERIA	91,672	1,457	3,880	3,167,581				3,264,590
SENEGAL	11,816	284						12,100
SIERRA LEONE							10	10
TOGO	8,990	5,096						14,086
GRAND TOTAL	1,564,563	81,593	120,440	7,818,619	1,780,963	1,656,445	139,167	13,161,790

REFUGEE POPULATION PROFILE

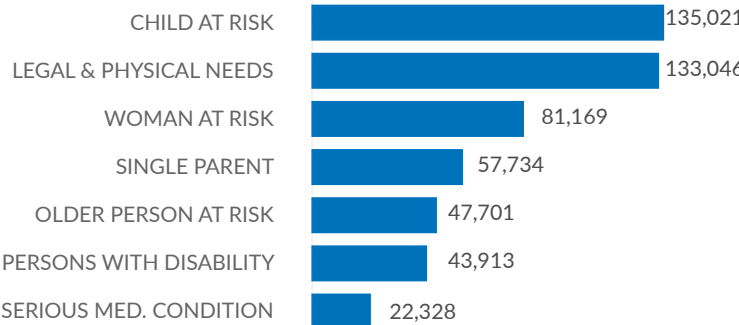
CHILDREN



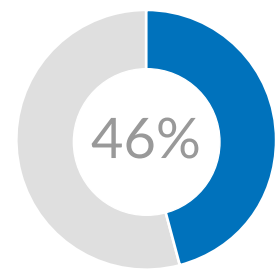
WOMEN & CHILDREN



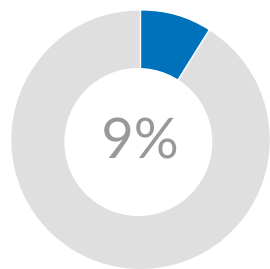
REFUGEES WITH SPECIFIC NEEDS



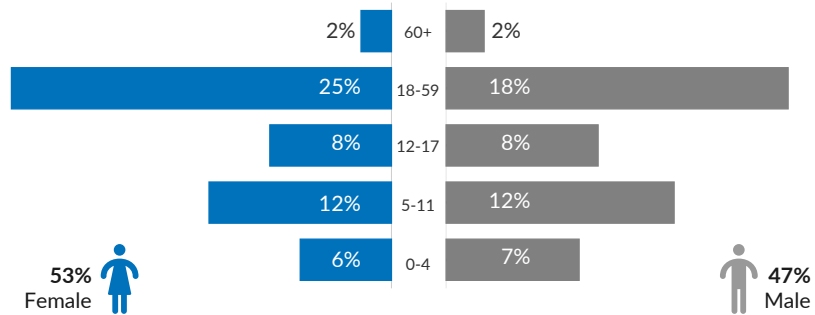
REFUGEES IN CAMP



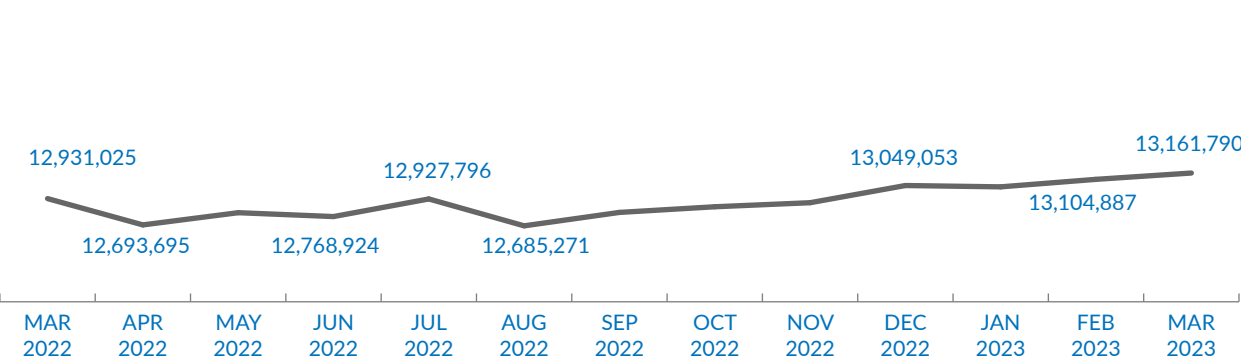
REFUGEES IN URBAN AREA



DEMOGRAPHICS

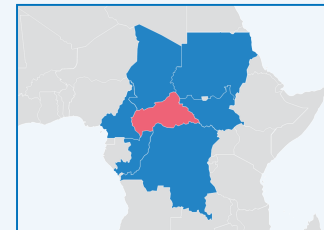


POPULATION TRENDS



SITUATION

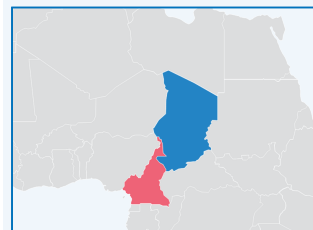
CAR SITUATION



742,834
REFUGEES AND
ASYLUM-SEEKERS
483,074
INTERNALLY
DISPLACED PERSONS

These figures represent refugees from Central African Republic in neighboring countries (Cameroon, Chad, Congo, the Democratic Republic of Congo, Sudan, South Sudan) and IDP in Central African Republic

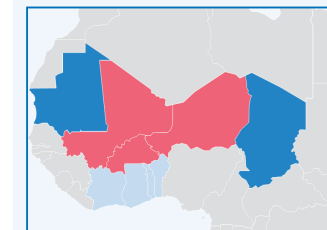
FAR NORTH CAMEROON



28,256
REFUGEES AND
ASYLUM-SEEKERS
36,276
INTERNALLY
DISPLACED PERSONS

These figures represent Cameroonian refugees in Chad and forcibly displaced people following the outbreak of violence in the Far North region of Cameroon in December 2021.

SAHEL SITUATION



1,116,064
REFUGEES AND
ASYLUM-SEEKERS
3,154,396
INTERNALLY
DISPLACED PERSONS

These figures represent all refugees and IDPs in Central Sahel (Burkina Faso, Mali, Niger), Chad and Mauritania. Refugees from Central Sahel in neighboring coastal countries (Benin, Cote d'Ivoire, Ghana, Togo) are also included.