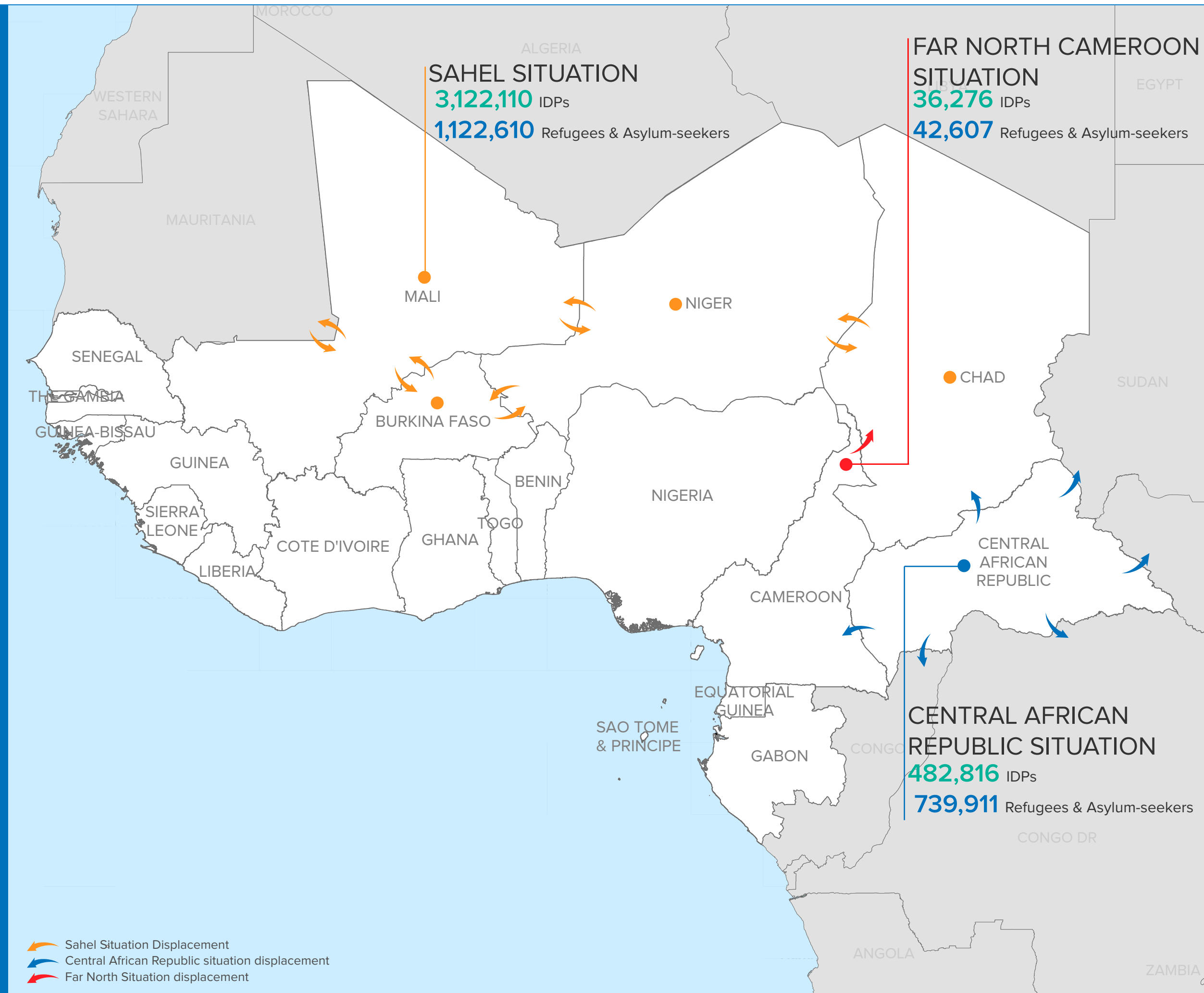
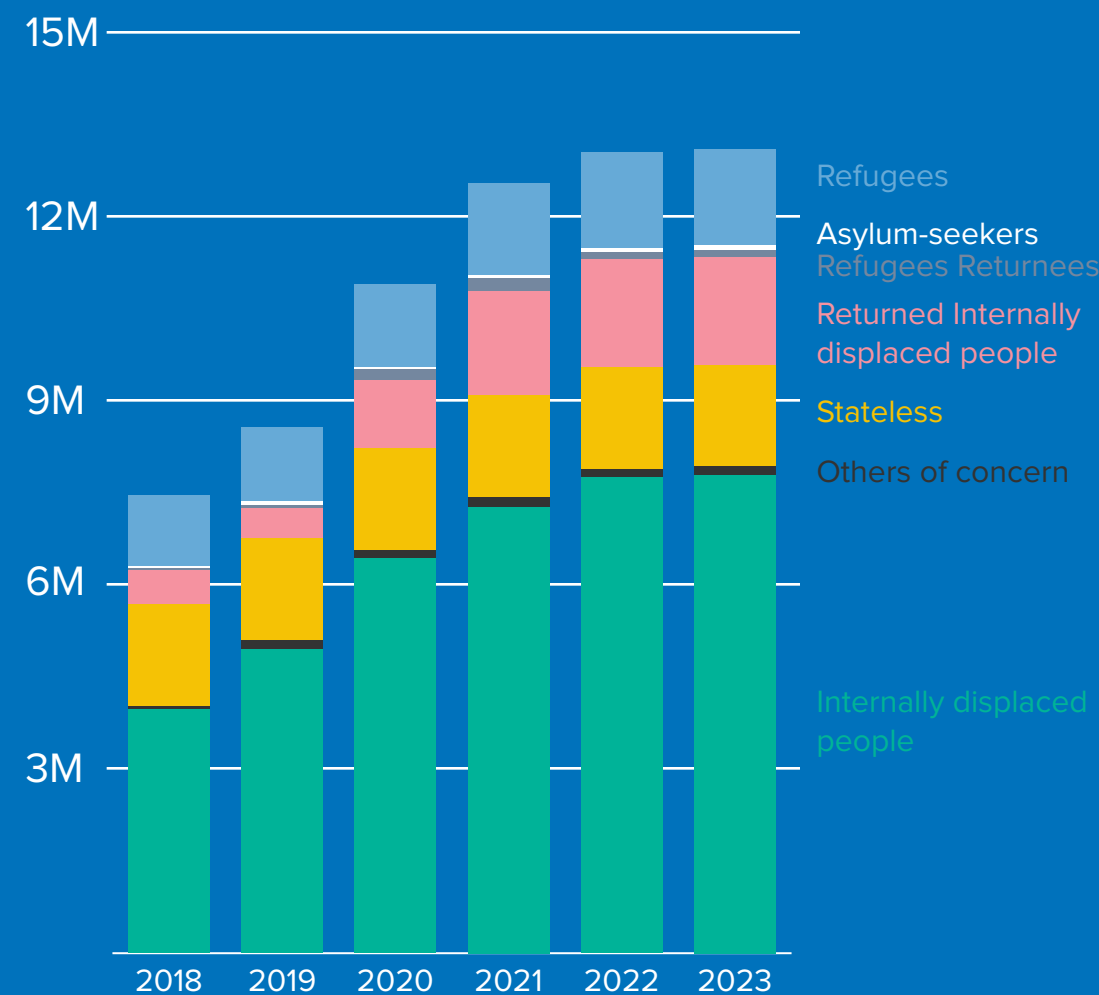


**13.1 MILLION**  
FORCIBLY DISPLACED PEOPLE

Refugees	1.6M	
Asylum-Seekers	74K	
Refugees Returnees	120K	
Returned IDPs	1.8M	
Stateless	1.6M	
Others of Concern	139K	
Internally Displaced People	7.8M	

**General Trends  
2018 - 2023**



# 13.1 MILLION FORCIBLY DISPLACED POPULATION

The total forcibly displaced and stateless population to UNHCR in West and Central Africa (WCA) relates to the people UNHCR is mandated to protect and assist. It includes those who have been forcibly displaced; those who have returned home within recent years; those who are stateless or at risk of statelessness; and other groups to whom UNHCR has extended its protection or assisted on a humanitarian basis.

**1.6** MILLION REFUGEES  
& ASYLUM-SEEKERS

**7.8** MILLION INTERNALLY  
DISPLACED PERSONS

**1.6** MILLION STATELESS & AT  
RISK OF STATELESSNESS

**1.8** MILLION RETURNED  
INTERNALLY DISPLACED

**0.1** MILLION REFUGEES  
RETURNEES

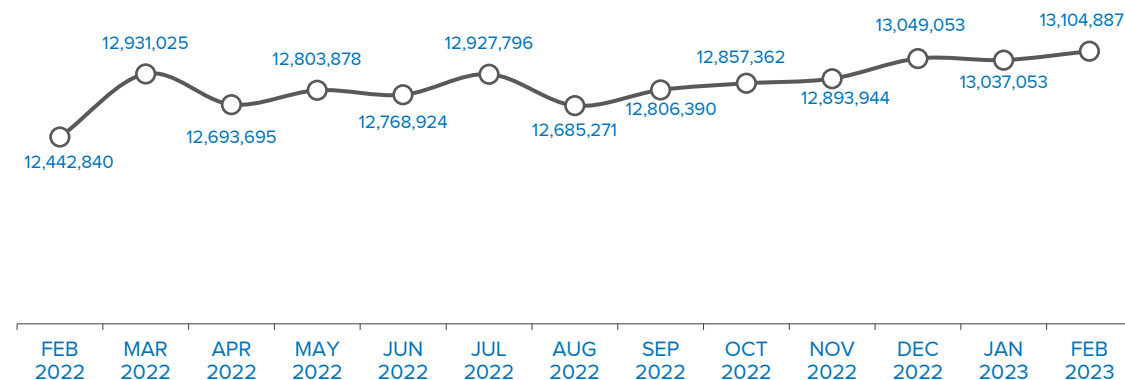
**0.1** MILLION OTHERS  
OF CONCERN

The total of 1.6 million refugees represents an 3% increase from February 2022. Chad hosts the largest number of refugees in the region with 36%. Cameroon is the second largest refugee-hosting country in the region with 29%. CAR, Sudan, and Nigeria are the main countries of origin (together 76%) of the region's refugees with a contribution of 30%, 25%, and 21% respectively.

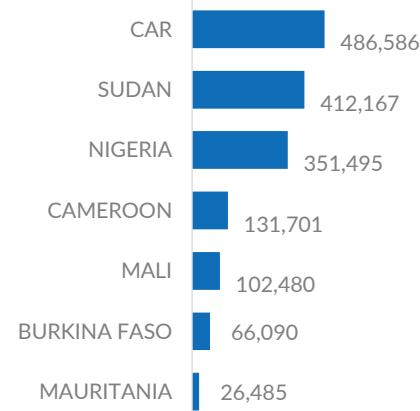
The number of internally displaced rose to an estimated 7.8 million. Nigeria hosts 41% of IDP population in the region. Burkina Faso is the second largest country in terms of IDPs (25%).

The Lake Chad Basin hosts 34% of forcibly displaced population in West and Central Africa. Central Sahel hosts the second largest number (33%) with the majority being Internally Displaced Persons in Burkina Faso (62%).

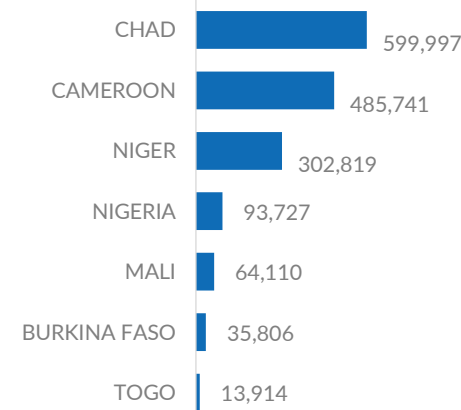
## POPULATION TRENDS



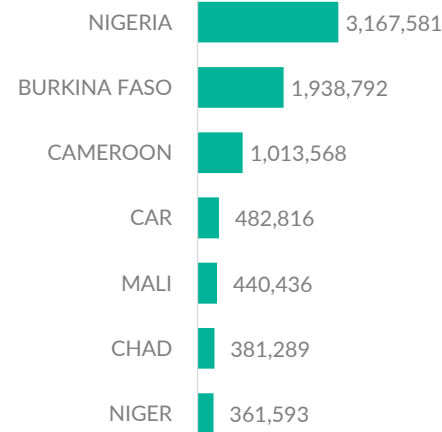
## MAIN COUNTRIES OF ORIGIN



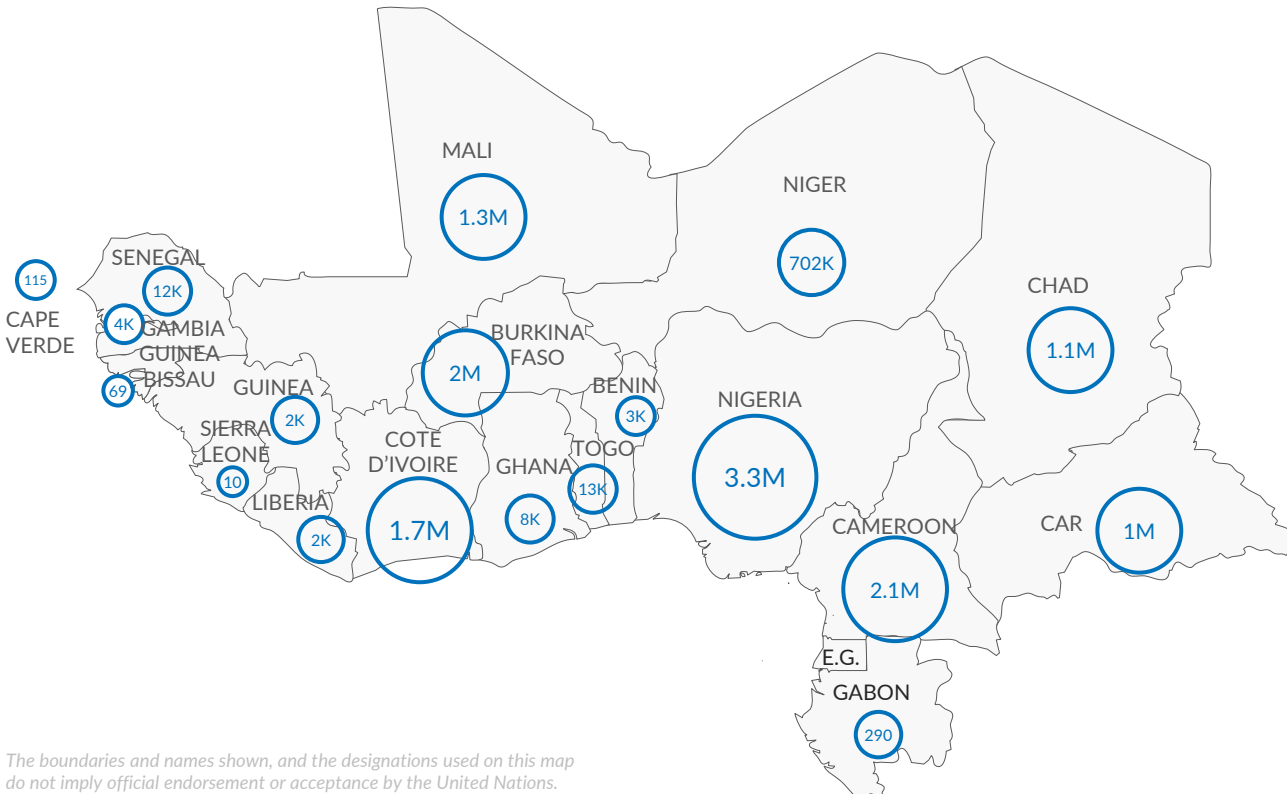
## MAIN COUNTRIES OF ASYLUM



## INTERNAL DISPLACEMENTS



## PERSONS OF CONCERN BY COUNTRY

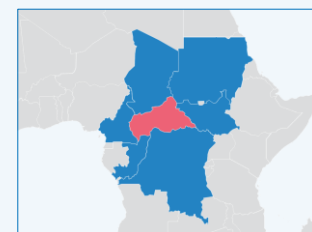


The boundaries and names shown, and the designations used on this map do not imply official endorsement or acceptance by the United Nations.

	REFUGEES	ASYLUM SEEKERS	REFUGEES RETURNEES	IDPs	RETURNED IDP	STATELESS	OTHERS	TOTAL
BENIN	2,663	830						3,493
BURKINA FASO	35,255	551		1,938,792				1,974,598
CAMEROON	476,334	9,407		1,013,568	557,886			2,057,195
CAPE VERDE						115		115
CAR	11,306	479	31,662	482,816	499,430			1,025,693
CHAD	594,933	5,064		381,289			101,551	1,082,837
COTE D'IVOIRE	8,755	232				1,656,330		1,665,317
GABON	213	77						290
GAMBIA	3,702	212						3,914
GHANA	6,272	2,062						8,334
GUINEA	2,202	55						2,257
GUINEA BISSAU	32	37						69
LIBERIA	1,680	839						2,519
MALI	63,222	888	84,898	440,436	695,598			1,285,042
NIGER	255,526	47,293		361,593			37,606	702,018
NIGERIA	92,133	1,594	3,880	3,167,581				3,265,188
SENEGAL	11,810	274						12,084
SIERRA LEONE							10	10
TOGO	8,862	5,052						13,914
GRAND TOTAL	1,574,900	74,946	120,440	7,786,075	1,752,914	1,656,445	139,167	13,104,887

## SITUATIONS

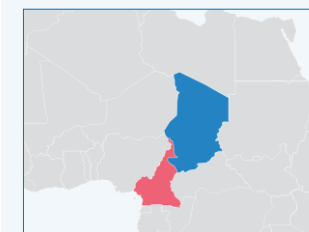
### CAR SITUATION



**739,911**  
REFUGEES AND  
ASYLUM-SEEKERS  
**482,816**  
INTERNALLY  
DISPLACED PERSONS

These figures represent refugees from Central African Republic in neighboring countries (Cameroon, Chad, Congo, the Democratic Republic of Congo, Sudan, South Sudan) and IDP in Central African Republic.

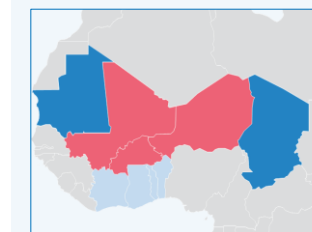
### FAR NORTH CAMEROON



**42,607**  
REFUGEES AND  
ASYLUM-SEEKERS  
**36,276**  
INTERNALLY  
DISPLACED PERSONS

These figures represent Cameroonian refugees in Chad and forcibly displaced people following the outbreak of violence in the Far North region of Cameroon in December 2021.

### SAHEL SITUATION

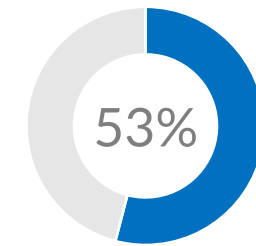


**1,122,610**  
REFUGEES AND  
ASYLUM-SEEKERS  
**3,122,110**  
INTERNALLY  
DISPLACED PERSONS

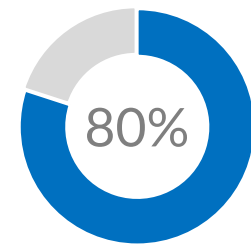
These figures represent all refugees and IDPs in Central Sahel (Burkina Faso, Mali, Niger), Chad and Mauritania. Refugees from Central Sahel in neighboring coastal countries (Benin, Cote d'Ivoire, Ghana, Togo) are also included.

## REFUGEE POPULATION PROFILE

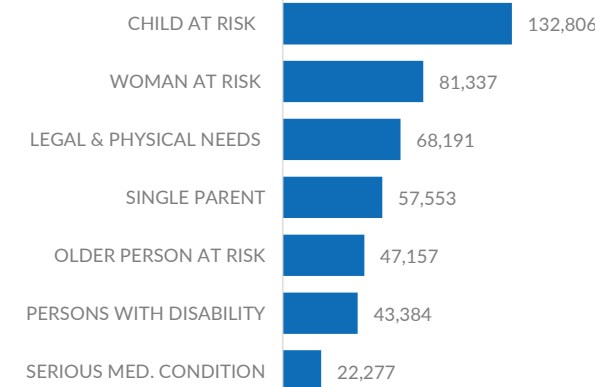
### CHILDREN



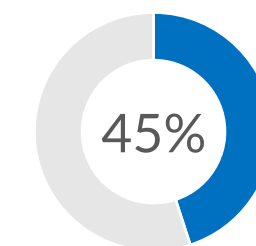
### WOMEN & CHILDREN



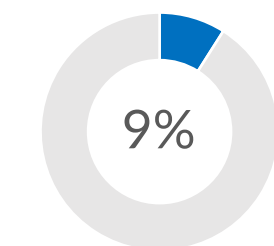
## REFUGEES WITH SPECIFIC NEEDS



## REFUGEES IN CAMPS



## REFUGEES IN URBAN AREA



## DEMOGRAPHICS

