

SOMALIA
Internal Displacements Monitored by Protection & Return Monitoring Network (PRMN)
December 2022



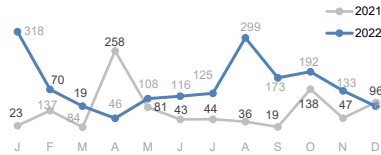
View the interactive dashboard here: <http://prmn-somalia.unhcr.org/>

TOTAL DISPLACEMENTS

85,000 **1,816,000** **874,000**
in December (Jan - Dec 2022) (Jan - Dec 2021)

The UNHCR-led PRMN implemented in partnership with NRC reported 84,667 new internal displacements in the month of December 2022. Of these, 15,587 were triggered by conflict / insecurity while 67,488 were related to drought or lack of livelihoods and 1,592 were displaced due to other reasons. There was no displacement due to floods.

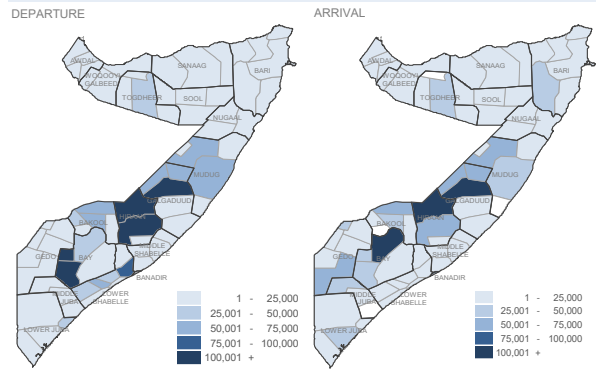
(in thousands)



BY REGION (Jan - Dec 2022)

DEP	ARR	
Hiraan	258,590	254,380
Lower Shabelle	267,330	27,600
Middle Shabelle	63,940	30,360
Gedo	49,160	121,960
Bay	345,940	179,910
Bari	54,110	57,300
Lower Juba	59,590	73,520
Galgaduud	248,160	250,870
Mudug	123,440	118,620
Bakool	209,850	133,650
Sanaag	16,660	14,320
Middle Juba	22,100	25,150
Banadir	3,870	422,460
Awdal	8,060	8,510
Togdheer	61,930	61,850
Sool	19,170	22,070
Nugaal	13,610	12,080
Woq. Galbeed	970	1,850

BY DISTRICT (Jan - Dec 2022)

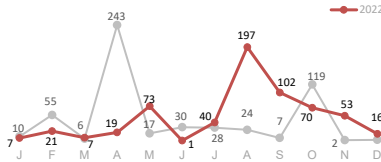


CONFLICT / INSECURITY DISPLACEMENTS

16,000 **607,000** **544,000**
in December (Jan - Dec 2022) (Jan - Dec 2021)

Major displacements in December occurred in Middle Shabelle (9,845) and Lower Shabelle (2,548) regions particularly due to military offensive activities.

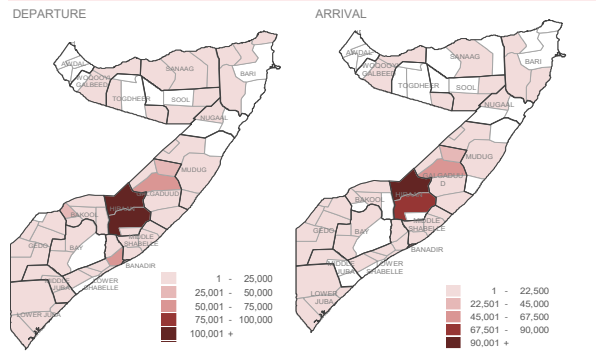
(in thousands)



BY REGION (Jan - Dec 2022)

DEP	ARR	
Lower Shabelle	73,910	10,280
Bay	21,370	6,600
Galgaduud	120,610	120,780
Gedo	5,540	14,830
Bakool	56,510	40,500
Lower Juba	12,500	13,620
Sool	1,160	1,540
Sanaag	460	290
Middle Juba	900	640
Togdheer	260	360
Mudug	10,380	9,780
Banadir	590	117,120
Middle Shabelle	46,620	18,180
Hiraan	255,350	251,650
Bari	200	520
Nugaal	890	360
Awdal	20	240
Woq. Galbeed	20	240

BY DISTRICT (Jan - Dec 2022)

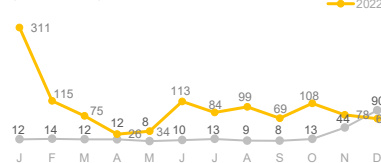


DROUGHT RELATED DISPLACEMENTS

67,000 **1,179,000** **245,000**
in December (Jan - Dec 2022) (Jan - Dec 2021)

The highest displacements in December owing to drought were recorded in Bay (26,921), Bakool (23,410), Lower Shabelle (3,637) and Middle Juba (3,248) regions.

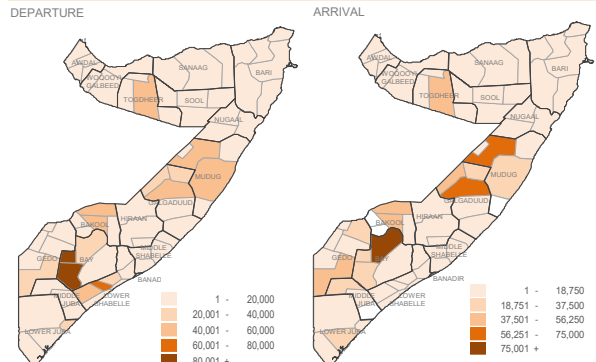
(in thousands)



BY REGION (Jan - Dec 2022)

DEP	ARR	
Bay	321,070	170,070
Bari	41,640	44,530
Sanaag	14,540	12,380
Bakool	151,570	92,490
Awdal	6,300	6,760
Sool	16,410	19,010
Gedo	43,350	105,910
Lower Shabelle	183,270	17,350
Mudug	110,100	106,020
Togdheer	60,980	60,690
Hiraan	3,220	2,720
Nugaal	10,850	10,160
Lower Juba	46,360	58,950
Woq. Galbeed	880	1,530
Middle Juba	20,910	24,030
Banadir	3,240	305,160
Middle Shabelle	17,210	12,090
Galgaduud	127,440	129,510

BY DISTRICT (Jan - Dec 2022)

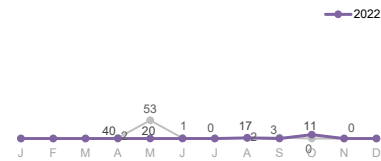


FLOOD DISPLACEMENTS

0 **13,100** **62,100**
in December (Jan - Dec 2022) (Jan - Dec 2021)

There was flood related displacement recorded in November 2022.

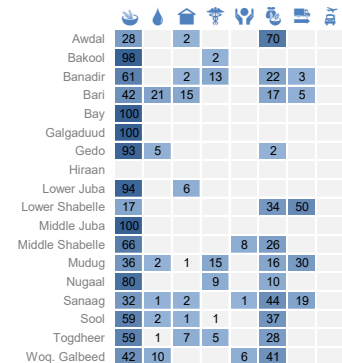
(in thousands)



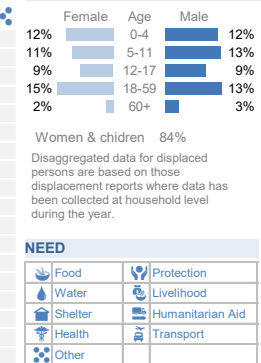
BY REGION (Jan - Dec 2022)

DEP	ARR	
Hiraan	10	10
Lower Shabelle	20	
Middle Shabelle		
Gedo		
Lower Juba		
Bari	11,380	11,380
Mudug		
Banadir		20
Middle Juba		
Galgaduud		
Bakool		
Bay		
Awdal	1,700	1,700
Sool		
Woq. Galbeed		
Sanaag		
Togdheer		
Nugaal		

PRIORITY NEED ON ARRIVAL (December 2022 in %)



AGE & GENDER (2022)



About PRMN

The PRMN (Protection & Return Monitoring Network) is a UNHCR-led project which identifies and reports on displacements (including returns) of populations in Somalia. The network also identifies and reports on protection risks and incidents underlying such movements. Only figures collected by PRMN are reported above. Not all displacements in Somalia are captured. This dashboard should be read in conjunction with the Notes on PRMN Methodology (<https://data2.unhcr.org/en/documents/details/53888>) which outline the approach and certain limitations. The figures shown are for numbers of individuals and are based on interviews with key informants and/or displaced households at destination (unless otherwise noted). Further information and datasets available on request use contact below.

UNHCR is grateful for the generous contributions of donors who have directly contributed to the UNHCR Somalia operation in 2022

