

View the interactive dashboard here: <http://prmn-somalia.unhcr.org/>

TOTAL DISPLACEMENTS

131,000

in November

1,730,000

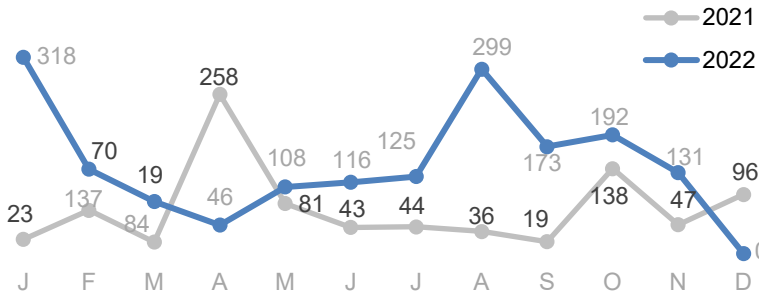
(Jan - Nov 2022)

874,000

(Jan - Nov 2021)

The UNHCR-led PRMN implemented in partnership with NRC reported 131,299 new internal displacements in the month of November 2022. Of these, 53,330 were triggered by conflict / insecurity while 76,305 were related to drought or lack of livelihood and 1,664 were displaced due to other reasons. There was no displacement due to floods.

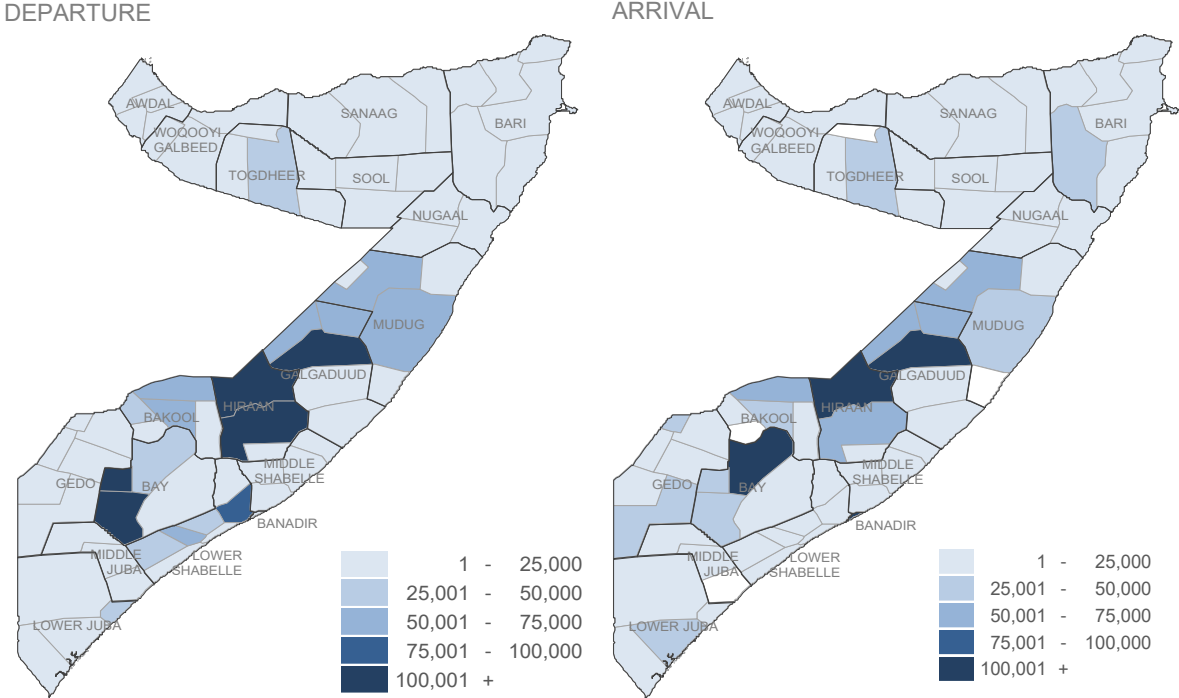
(in thousands)



BY REGION (Jan - Nov 2022)

	DEP	ARR
Hiraan	258,490	254,380
Lower Shabelle	251,020	26,430
Middle Shabelle	53,350	28,690
Gedo	46,830	119,460
Bay	318,340	153,590
Bari	52,730	55,540
Lower Juba	58,410	71,390
Galgaduud	246,480	248,970
Mudug	121,930	117,710
Bakool	184,980	112,610
Sanaag	15,970	13,660
Middle Juba	18,700	18,360
Banadir	3,640	407,730
Awdal	7,430	7,880
Togdheer	61,310	61,030
Sool	17,880	20,930
Nugaal	12,040	10,350
Woq. Galbeed	900	1,710

BY DISTRICT (Jan - Nov 2022)



CONFLICT / INSECURITY DISPLACEMENTS

53,000

in November

592,000

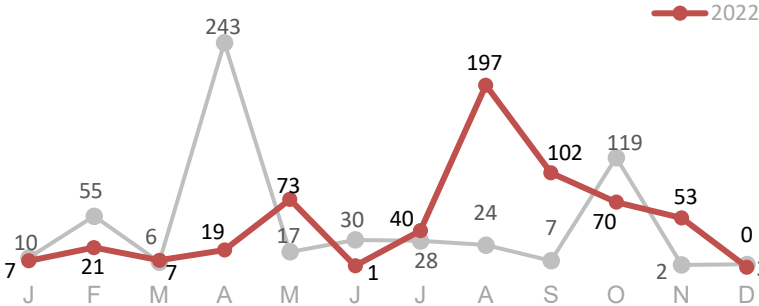
(Jan - Nov 2022)

544,000

(Jan - Nov 2021)

Major displacements in November occurred in Lower Shabelle (24,725), Middle Shabelle (15,103) and Galgaduud (9,893) regions particularly due to military offensive activities.

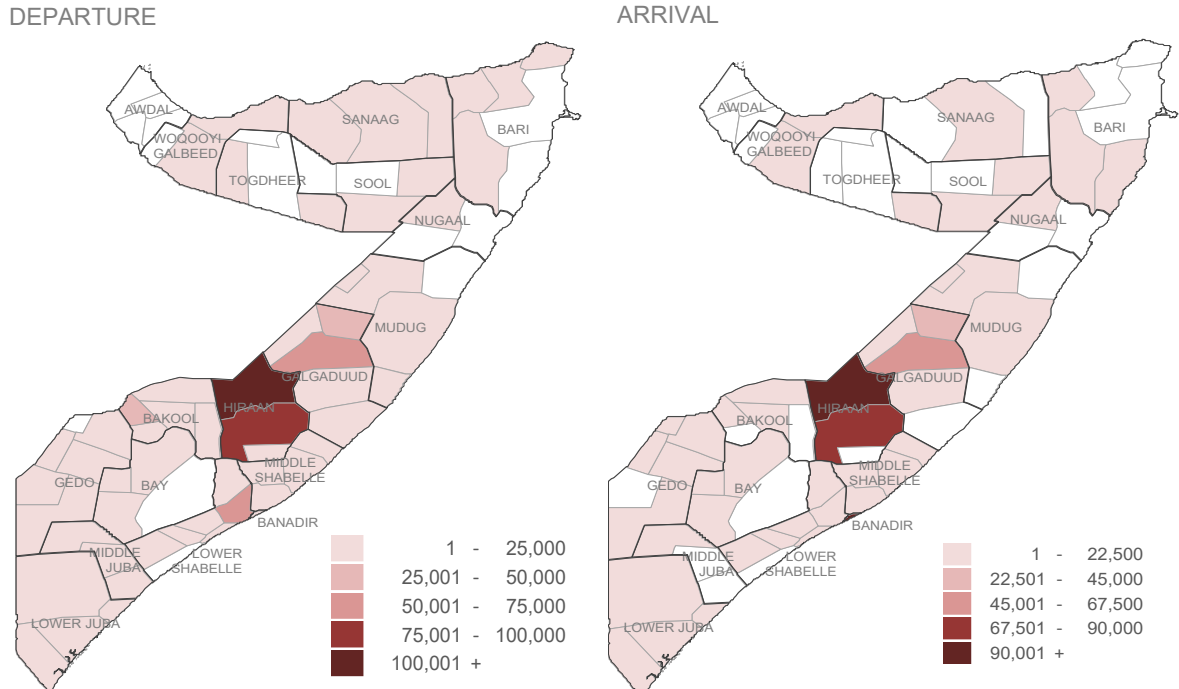
(in thousands)



BY REGION (Jan - Nov 2022)

	DEP	ARR
Lower Shabelle	71,370	9,370
Bay	20,840	6,330
Galgaduud	119,250	119,430
Gedo	5,430	14,710
Bakool	56,230	40,500
Lower Juba	12,330	13,330
Sool	710	1,390
Sanaag	460	290
Middle Juba	780	640
Togdheer	260	240
Mudug	10,380	9,780
Banadir	420	105,870
Middle Shabelle	36,770	17,250
Hiraan	255,270	251,650
Bari	200	410
Nugaal	890	180
Awdal		
Woq. Galbeed	20	240

BY DISTRICT (Jan - Nov 2022)



DROUGHT RELATED DISPLACEMENTS

76,000

in November

1,111,000

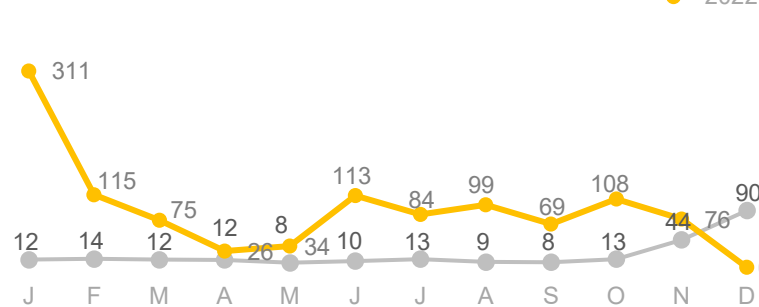
(Jan - Nov 2022)

245,000

(Jan - Nov 2021)

The highest displacements in November owing to drought were recorded in Bakool (29,464), Bay (22,371), Lower Shabelle (6,386) and Middle Juba (3,025) regions.

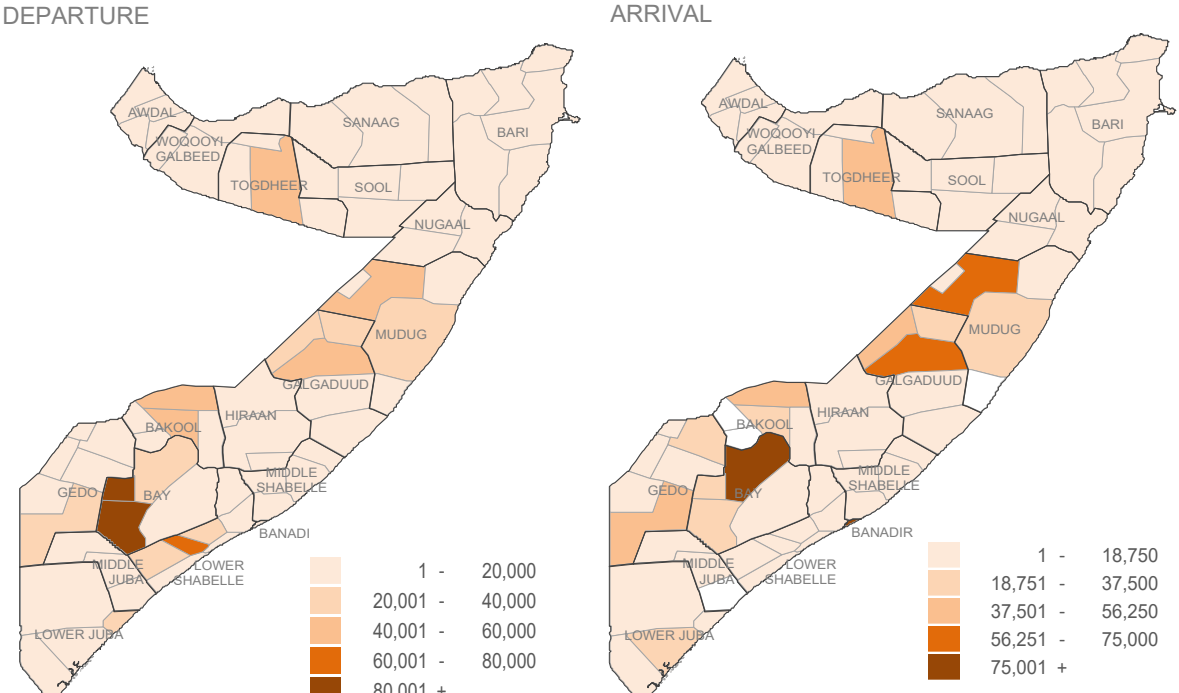
(in thousands)



BY REGION (Jan - Nov 2022)

	DEP	ARR
Bay	294,110	144,160
Bari	40,300	42,910
Sanaag	13,890	11,760
Bakool	127,560	72,020
Awdal	5,680	6,130
Sool	15,780	18,330
Gedo	41,140	103,520
Lower Shabelle	179,640	17,060
Mudug	108,600	105,110
Togdheer	60,570	60,120
Hiraan	3,200	2,720
Nugaal	9,450	8,780
Lower Juba	45,410	57,170
Woq. Galbeed	820	1,390
Middle Juba	17,660	17,270
Banadir	3,200	301,810
Middle Shabelle	16,470	11,350
Galgaduud	127,120	128,960

BY DISTRICT (Jan - Nov 2022)



FLOOD DISPLACEMENTS

0

in November

13,100

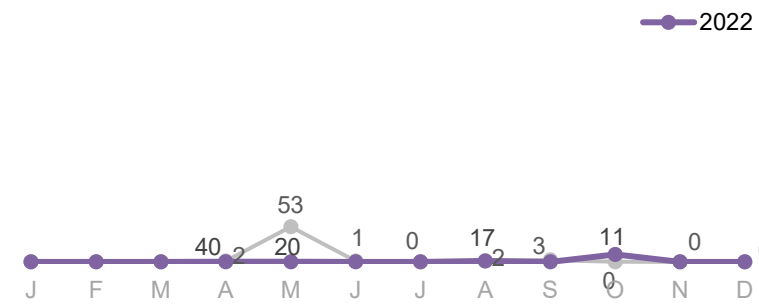
(Jan - Nov 2022)

62,100

(Jan - Nov 2021)

There was flood related displacement recorded in November 2022.

(in thousands)



BY REGION (Jan - Nov 2022)

	DEP	ARR
Hiraan	10	10
Lower Shabelle	20	
Middle Shabelle		
Gedo		
Lower Juba		
Bari	11,380	11,380
Mudug		
Banadir		20
Middle Juba		
Galgaduud		
Bakool		
Awdal	1,700	1,700
Sool		
Woq. Galbeed		
Sanaag		
Togdheer		
Nugaal		

PRIORITY NEED ON ARRIVAL (November 2022 in %)

	Food	Water	Shelter	Health	Protection	Livelihood	Humanitarian Aid	Transport
Awdal	40	2	2	1	54	1		
Bakool	100							
Banadir	45			5	50			
Bari	33	27	18		20	2		
Bay	99		1					
Galgaduud	99				1			
Gedo	84				15			
Hiraan			100					
Lower Juba	89		10	1				
Lower Shabelle	13		28	16	38	6		
Middle Juba	100							
Middle Shabelle	88	4			8			
Mudug	62	16	1	1	12	7		
Nugaal	91			7	2			
Sanaag	45	31	2	1	18	4		
Sool	81			3			17	
Togdheer	47	1	14	10	28			
Woq. Galbeed	21	20	4	15	32	8		

AGE & GENDER (2022)

	Female	Age	Male	
12%		0-4		12%
11%		5-11		13%
9%		12-17		9%
15%		18-59		13%
2%		60+		3%

Women & children 84%

Disaggregated data for displaced persons are based on those displacement reports where data has been collected at household level

NEED	
Food	Protection
Water	Livelihood
Shelter	Humanitarian Aid
Health	Transport
Other	

About PRMN

The PRMN (Protection & Return Monitoring Network) is a UNHCR-led project which identifies and reports on displacements (including returns) of populations in Somalia. The network also identifies and reports on protection risks and incidents underlying such movements. Only figures collected by PRMN are reported above. Not all displacements in Somalia are captured. This dashboard should be read in conjunction with the Notes on PRMN Methodology (<https://data2.unhcr.org/en/documents/details/53888>) which outline the approach and certain limitations. The figures shown are for numbers of individuals and are based on interviews with key informants and/or displaced households at destination (unless otherwise noted). Further information and datasets available on request use contact below.

Partner

 NORWEGIAN REFUGEE COUNCIL

UNHCR is grateful for the generous contributions of donors who have directly contributed to the UNHCR Somalia operation in 2022

