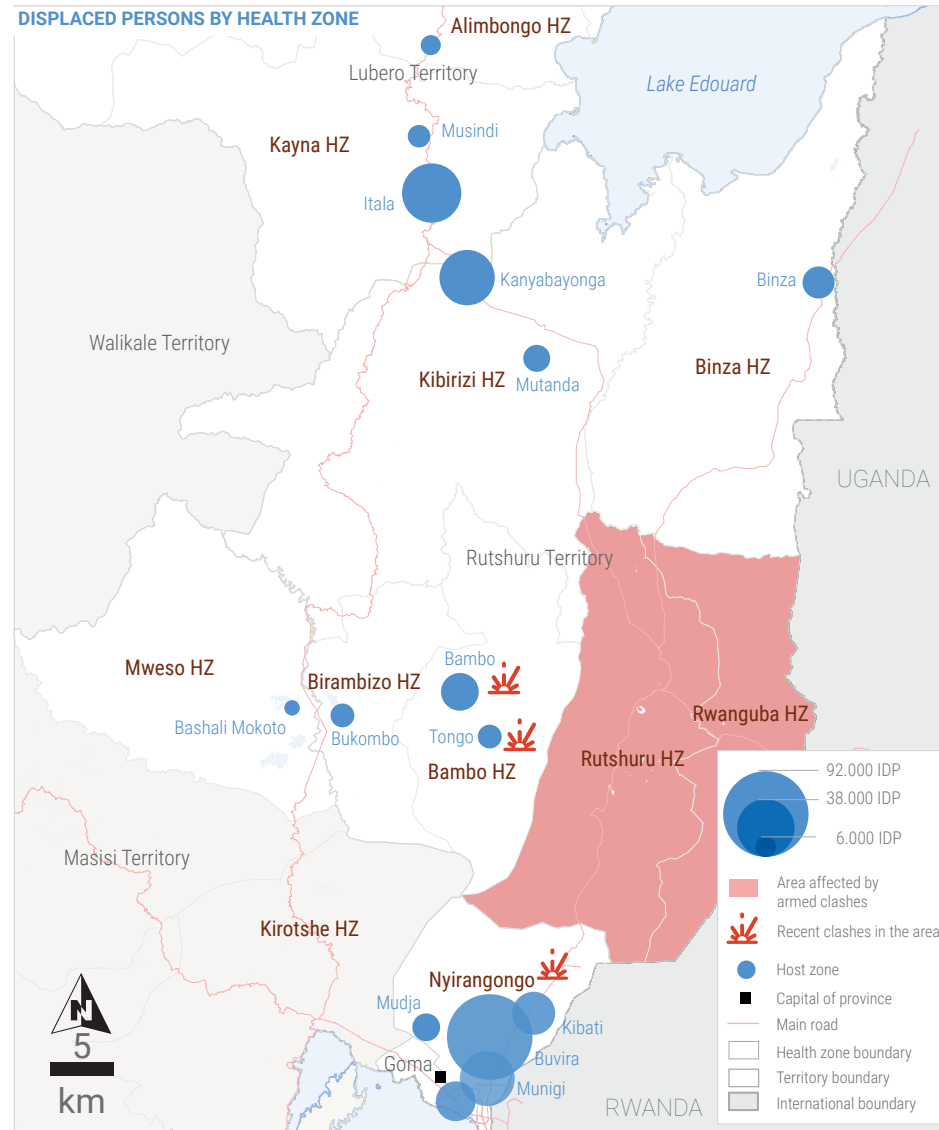


At least **450,000 people** are estimated to have been displaced since fighting broke out between the Congolese army and the M23 armed group in Rutshuru Territory in March; more than **7,000** others have sought refuge in Uganda, according to UNHCR.

The majority of these displaced persons moved to Nyiragongo Territory (**240,000**), more than **97%** of whom live in churches, schools, stadiums and improvised sites, while the other are lodged by host families.

Women represent 51% of the displaced. Girls under 18 account for 58% of the displaced population.

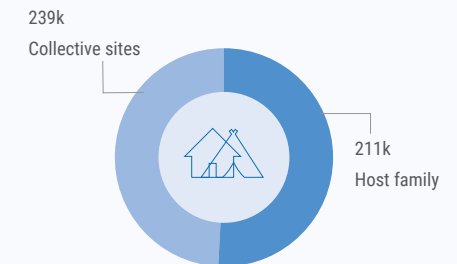
Population movements remain dynamic and evolve according to the security context.



DISPLACED PERSONS AND RETURNEES BY TERRITORY

| Territory | Displaced persons | Returnees* |
|------------|-------------------|------------|
| Nyiragongo | 240.5k | |
| Lubero | 109k | |
| Rutshuru | 87.9k | 63k |
| Masisi | 7.7k | |
| Goma | 5.7k | |

DISPLACED PERSONS BY LOCATION



DISPLACED PERSONS AND RETURNEES BY HEALTH ZONE

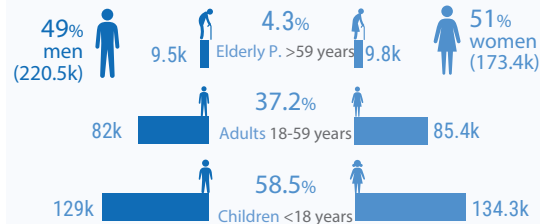
| Health Zone | Displaced Persons | Returnees* |
|-------------|-------------------|------------|
| Nyiragongo | 240.5k | |
| Kayna | 109k | |
| kibirizi | 42.9k | |
| Birambizo | 17.9k | |
| Bambo | 16.2k | |
| Mweso | 7.6k | |
| Rutshuru | 6.8k | 63k |
| Karisimbi | 5.7k | |

KEY FIGURES



450k Internally displaced persons
63k People returnees*
7k Refugees

DISPLACED PERSONS BY AGE AND GENDER



* People who returned to their places of origin because of the difficult living conditions in the displacement areas and despite the persistent insecurity.