

As of 30 November 2022, **25 partners** reported on their achievements against the Hungary Refugee Response Plan:

Budapest Municipality, Cordelia, EMMA / Patent Association, Foundation of the Ukrainian Greek Catholic Church, From Street to Homes Association (ULE), Hungarian Baptist Aid, Hungarian Charity Service of the Order of Malta, Hungarian Evangelical Fellowship and Oltalom Charity Society, Hungarian Helsinki Committee, Hungarian Interchurch Aid, Hungarian Red Cross, Hungarian Reformed Church Aid, Jesuit Refugee Service, Mandák Ház, Menedék Hungarian Association for Migrants, IOM, Migration Aid, Next Step, Romaversitas, Terres des Hommes CH, Trauma Center, Ukrainian Association Unity, UNHCR, UNICEF, Vamos Foundation (Lexis)

## ACHIEVEMENTS BY SECTOR

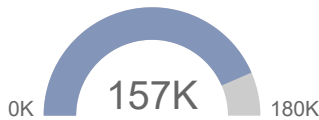


**People who received accommodation**

**23,779**



**People who received food assistance**



**Persons who received in-kind assistance for basic needs**




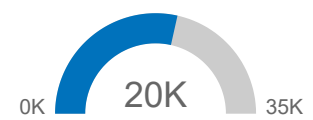
**Cash - Partners**

**9**

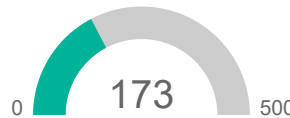
**19,951**  
*includes cash for protection*



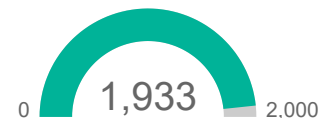
**Persons who received cash assistance**



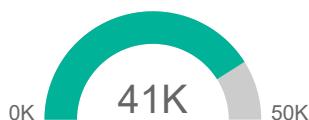
**Participants trained on child protection and children's rights**



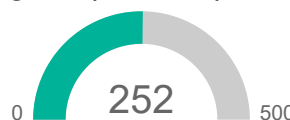
**Children provided with child protection services**



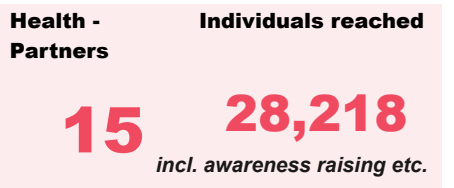
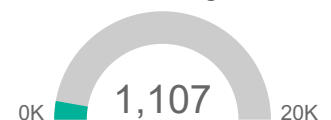
**Individuals supported in accessing protection and documentation**



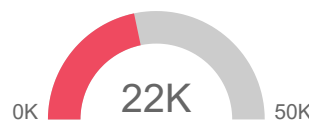
**Participants trained on GBV prevention, response & risk mitigation (incl. PSEA)**



**Persons that received information related to GBV, PSEA and trafficking**




**Consultations provided for mental health & psycho-social support**

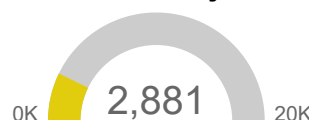


**People provided with (access to) health care**

**2,237**



**Children benefiting from national education system**



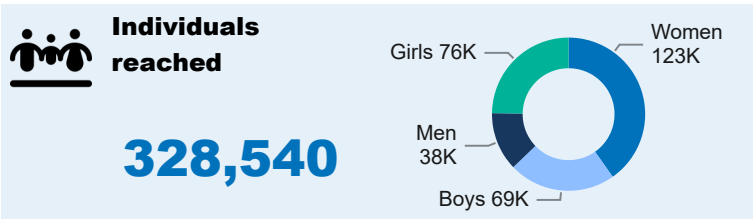
**Children benefiting from non-formal education**

**4,913**

**Educational actors trained**

**285**

## INDIVIDUALS REACHED & PARTNERS BY SECTOR



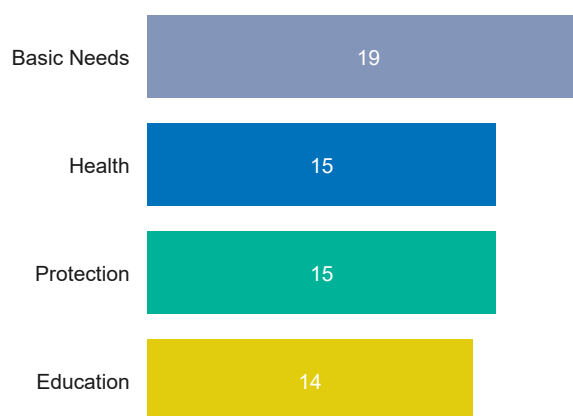
### Individuals reached - by sector

Sector	Women	Girls	Boys	Men	Total
Basic Needs	102,864	64,910	59,077	31,114	264,630
Health	12,929	5,815	5,105	3,746	28,218
Protection	6,465	1,832	1,776	2,678	27,613
Education	706	3,209	3,163	259	8,079

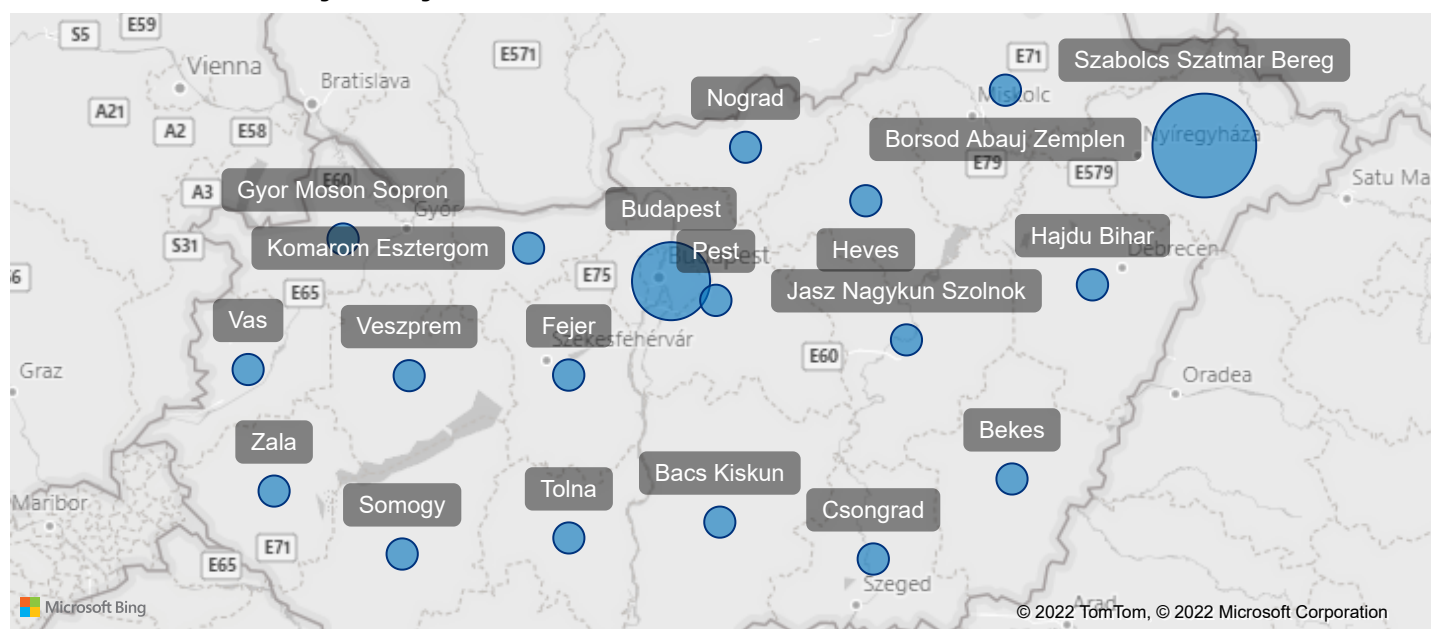
### Individuals reached - by county

County	Women	Girls	Boys	Men	Total
Szabolcs Szatmar Bereg	73,043	46,828	40,997	18,991	185,235
Budapest	47,546	25,092	23,955	17,835	119,562
N/A	330	9	9	219	2,444
Fejer	64	40	40	64	593
Hajdu Bihar	96	145	84	21	567
Pest	24	31	33	0	533
Borsod Abauj Zemplen	123	63	60	14	497
Csongrad	195	65	86	15	472
Heves					428
Somogy	27	8	132	6	345
Gyor Moson Sopron	88	42	49	24	340
Komarom Esztergom					249
Bekes	4	0	0	2	103
Vas					88
Nograd					73
Bacs Kiskun					72
Veszprem					66
Jasz Nagykun Szolnok					47
Tolna					43
Zala					10

### Partners - by sector



### Individuals reached - by county



**Note:** The number of individuals reached is an estimate and can contain double counting. Not all partners provided a gender/age breakdown for their beneficiaries, so the number of women, girls, men and boys reached does not equal the total number of individuals reached. For Protection, the number of individuals reached does not include visits to the UNHCR Help website.