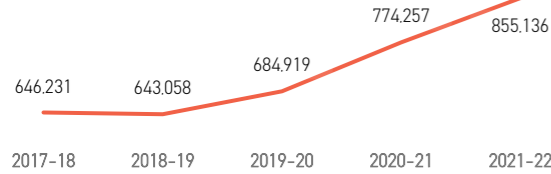


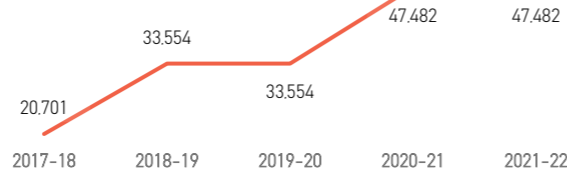


STATISTICS OF EDUCATION OPPURTUNITIES PROVIDED TO SYRIAN STUDENTS UNDER TEMPORARY PROTECTION

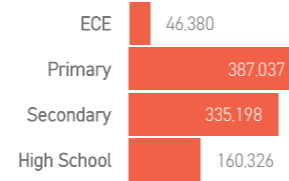
Enrolment in Formal Education



Enrolment in Higher Education



Breakdown by Level



OBJECTIVE 1: INCREASE ACCESS TO FORMAL, NON-FORMAL, INFORMAL, AND HIGHER EDUCATION PROGRAMMES

70,789

of children enrolled in all forms... early childhood education

89%

855,136

of children enrolled in formal education

98%

29,920

of children provided with accredited non-formal education

97%

11,867

of children enrolled in informal non-accredited education

56%

44%

3,077

of students receiving higher education scholarships and cash grants

22%

78%

310,926

of individuals received life-skills and citizenship education

100%

OBJECTIVE 1: VULNERABLE REFUGEE CHILDREN HAVE ACCESS TO SOCIAL PROTECTION

800,839

of children benefiting from conditional cash transfer for education

100%

6,520

of refugee children provided with transportation to school

100%

SECTOR STATISTICS

Gross Enrolment Rate for Formal Education



\$237,060,326

Total Appeal for 2022

OBJECTIVE 2: ENHANCE THE QUALITY OF EDUCATION OPPORTUNITIES

3,152

of teachers and education personnel provided with incentives

77%

23%

205,388

of teachers and education personnel trained including on remote learning

100%

ACTIVITIES TO ENHANCE ACCESS TO EDUCATION AND IMPROVE EDUCATIONAL QUALITY

0

of children receiving case management support for enrolment

3

of children receiving school supplies

9,300

of children benefiting from constructed, established or rehabilitated classrooms

Legend

● % of 3RP Progress ● % of Gap against 3RP Targets

Sources: MoNE, YOK, ActivityInfo, Education Sector